

PWCC CONNECTIONS

Your Link to News & Information from the Fayetteville Public Works Commission August / September 2019

Your PWC Connections

is a bi-monthly newsletter for PWC customers and the community. If you have comments, concerns or suggestions for upcoming issues, please contact PWC's Communications/Community Relations Office.



Upcoming Events

**4th Friday
Downtown Fayetteville**
Friday, August 23
Friday, September 27
theartscouncil.com

Water Quality Month
August 1 - August 31

**Labor Day
PWC Offices Closed**
Monday, September 2

**Senior Day at the
Cumberland County Fair**
FREE Admission for Ages 50+
Thursday, September 5
1 pm-4pm


**41st Annual
International Folk Festival**
Festival Park
Friday, September 27 -
Sunday, September 29
theartscouncil.com

Energy Awareness Month
October 1 - October 31

Public Power Week
October 6 - October 12
Look for a complete list
of events online!
faypwc.com/
public-power-week



Trap it, Then Toss it and Keep Wipes Out of the Pipes!



Smart food disposal and refraining from putting items labeled "flushable" down the drain can help protect our environment, our sources

of drinking water and your own property. Dumping grease, fats and oil is not only illegal, but it can also cause sewage back-ups and flooding. Wipes labeled "flushable" don't break down in the system and can also cause blockages the lead to sewage back-ups can damage personal and public property. Do your part to prevent such accidents by following these guidelines for proper food disposal. Trap your grease, fat and oil and then toss it in the garbage!

DON'T dump cooking oil, poultry fat and grease into the kitchen sink or the toilet bowl.

DON'T depend on heavy-duty drain cleaners to fix a grease clog. These cleaners do not melt the grease. Grease re-solidifies inside sewer lines and causes blockages.

DO dispose of fats, grease and oils properly. Pour cooled fat, grease and used cooking oil into a disposable container (empty plastic food containers work well) and put it in the garbage. You can also pick up a free Fat Trapper, a reusable plastic container with foil bags, to collect grease - available anytime at the PWC Customer Service Center located at 955 Old Wilmington Road.

DO use paper towels to wipe residual grease or oil off of dishes, pots and pans prior to washing them.

Always remember, the following items should **NEVER** be flushed down the toilet:

- Paper towels
- Baby wipes
- Diapers
- Feminine hygiene products
- Dental floss
- Medical waste
- Kitty litter



Know the Value of H₂O

In a world of ever increasing prices, your tap water remains one of the best bargains around. Here are some things to consider the next time you take a sip of water.



- ✓ An 8 oz. glass of tap water can be refilled approximately 15,000 times for the same price as a six-pack of soda.
- ✓ If you spend \$1 on a 16.9oz. bottle of water, you're effectively paying more than \$7 per gallon - 3,700 times more than you'd pay for the same amount from a faucet!
- ✓ One gallon of tap water is less than half of one cent per gallon. Compare that to a gallon of milk the next time you are out shopping.
- ✓ According to the Environmental Protection Agency, per year, the average American household spends \$707 on soft drinks and other beverages, but only \$523 on water and wastewater charges.
- ✓ Your water bill pays for more than simply water. You get sophisticated water treatment, frequent testing and monitoring and a vast underground infrastructure that delivers safe, plentiful water right to your tap.

Information from the IBWA, EPA and Water Environment Federation

Summer Electric Peak Hours 3pm - 7pm

Time-of-Use Summer Peak hours will run through October. Rates for electricity used during Off-Peak hours will cost 30% less than Peak and will occur 20 hours of the weekday and all day on weekends and PWC observed holidays.



Summer Peak Hours (April - October)
3-7 PM Weekdays

Safety Begins with Smart Planning



Pick up a FREE copy of PWC's 2019 Storm Prep Guide at PWC's Customer Service Center or download from PWC's website.

Visit Storm Central @ www.faypwc.com

Go Paperless

Paperless billing isn't just good for the environment – it also gives you one less thing to manage and file. Login into PWC's Online Account Manager to enroll in eBill, or call Customer Service at 910-483-1382! eBill is a free, secure electronic service. Customers are able to view and pay their utility bill quickly and safely using a link sent to their email. Each eBill includes a summary of charges, just like the paper copy.

To learn more about eBill visit www.faypwc.com/faq_ebill/.

Attention PWC Water Customers

PWC's *Wastewater Collections and Treatment Systems Annual Performance Report* for the fiscal year July 1, 2018–June 30, 2019 as required by the Clean Water Act of 1999 will be available after August 31, 2019. Read the report on PWC's website. To receive a copy by mail, please call 910-223-4009.

PWC On the Air

You can watch *Your PWC Connections* anytime on PWC's website and YouTube Channel, or watch nightly on Fay TV (the City of Fayetteville's government access channel on Spectrum Cable channel 7).

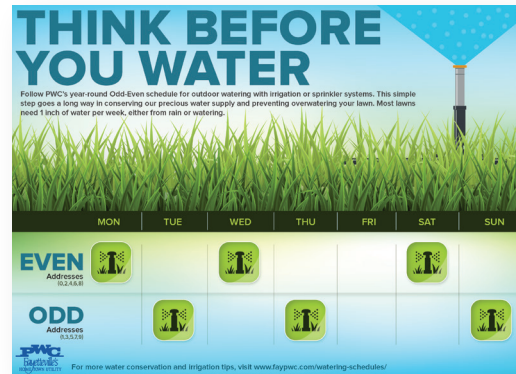
Save Water (and Money) with Easy Irrigation Tips

Properly watering your landscape is one of the easiest ways you can save water. Do a weekly check on your sprinklers to see if they are watering the landscape and not the sidewalk, walkways or streets. Many times sprinkler heads are moved, or the direction of the spray is altered due to water pressure changes or lawnmowers. A simple check each week will help solve this common problem.

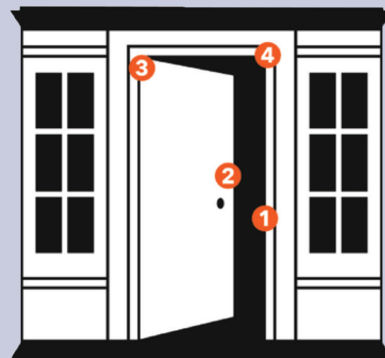
Please remember to:

- Not water 48 hours after it rains
- Water before 9:00 a.m. and after 6:00 p.m.
- Follow Fayetteville PWC's Year-Round Outdoor Watering Schedule
- Check your irrigation controllers often since they can get accidentally reset

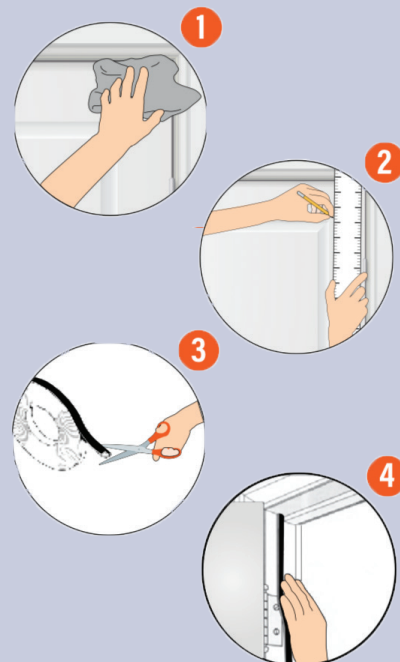
If you live in a rental unit, talk to your landlord or management company if you notice the sprinklers are on frequently.



Weather Stripping Doors Capturing Energy Savings by Sealing Air Leaks



Save energy and seal air leaks by weather stripping exterior doors. How do you know if you need to weather strip? If you can see any amount of light between the door frame and the floor, weather stripping should be applied to eliminate energy waste. This DIY energy-saving project is relatively easy and inexpensive depending on the type of materials selected. The most common weather stripping material is self-adhesive foam strips; rubber, vinyl, metal or a combination of materials may also be used.



- 1 CLEANING SURFACES – Clean the door and door jamb to be weather stripped. For best results, weather stripping should be applied to clean, dry surfaces.
- 2 MEASURING DOOR & DOOR JAMBS – To ensure greater accuracy, measure your space twice before cutting the material. It is best to plan for one continuous strip for each side of the door and door jamb.
- 3 CUTTING FOAM – Cut long pieces of self-adhesive weather stripping material (foam, vinyl, etc.) for each side of the door jamb and door.
- 4 APPLYING WEATHER STRIPPING – Peel back the self-adhesive foam. Apply one continuous strip of material snugly along each side. Make sure the weather stripping meets tightly at the corners and is pressed firmly onto the door and door jamb. The material should compress tightly between the door and door jamb, without making it difficult to shut.

Source: Department of Energy