

WADE R. FOWLER, JR., COMMISSIONER  
EVELYN O. SHAW, COMMISSIONER  
RONNA ROWE GARRETT, COMMISSIONER  
DONALD L. PORTER, COMMISSIONER  
ELAINA L. BALL, CEO/GENERAL MANAGER



FAYETTEVILLE PUBLIC WORKS COMMISSION  
955 OLD WILMINGTON RD  
P.O. BOX 1089  
FAYETTEVILLE, NORTH CAROLINA 28302-1089  
TELEPHONE (910) 483-1401  
WWW.FAYPWC.COM

PUBLIC WORKS COMMISSION  
MEETING OF WEDNESDAY, MAY 25, 2022  
8:30 A.M.

AGENDA

I. REGULAR BUSINESS

- A. Call to order
- B. Approval of Agenda

II. CONSENT ITEMS

*(See Tab 1)*

- A. Approve Minutes of meeting of May 11, 2022
- B. Approve bid recommendation to award contract for Re-roofing Cross Creek Transfer & Thickening Buildings, and the Water Resources and Electric Vehicle Sheds to Owens Roofing, Inc., Smithfield, NC, the lowest, responsive, responsible bidder, in the total amount of \$541,950.00, and forward to City Council for approval.

Funding for the Cross Creek Transfer & Thickening Buildings is available from the FY22 CIP budget, CPR1000497, and funding for the Water Resources and Electric Vehicle Sheds will be funded from the FY23 CIP Budget, CPR1000518

Bids were received April 19, 2022, as follows:

<u>Bidders</u>	<u>Total Cost</u>
Owens Roofing, Inc., Smithfield, NC	\$541,950.00
DLT Roofing Inc., Kenly, NC	\$617,914.00
Curtis Construction Company, Inc., Kinston, NC	\$724,800.00
Industrial Contract Service Corporation, Leland, NC	\$752,774.00

COMMENTS: Bid was advertised through normal channels on March 21, 2022, with a bid opening date of April 19, 2022. Bids were solicited from twelve (12) vendors and (4) bids were considered. Work for the Cross Creek Transfer & Thickening Buildings will begin in FY22; and work for the Water Resources & Electric Vehicle Sheds will be performed in FY23. In addition to the above-listed bidders, CentiMark Corporation of Apex, NC submitted a bid. During the bid opening it was

**BUILDING COMMUNITY CONNECTIONS SINCE 1905**

**AN EQUAL EMPLOYMENT OPPORTUNITY EMPLOYER**

discovered that CentiMark's submission did not include the required bid bond; therefore, its bid could not be considered for award. **SDBE/Local Participation:** Owens Roofing is not a local business and is not classified as a SDBE Minority or Woman-Owned business. Owens Roofing Inc. plans to subcontract \$9,646.00 to Protech Construction, which is a woman owned firm from Raleigh, NC.

END OF CONSENT

III. FY2023 RECOMMENDED BUDGET SUMMARY

Presented by: Elaina L. Ball, CEO/General Manager

Brief summary of the recommended FY2023 PWC Operating Budget and Capital Improvement Plan (CIP) as presented to the Commission on May 11, 2022, and made available for public inspection in compliance with North Carolina General Statute 159-12.

IV. PUBLIC HEARING ON THE PWC FY2023 OPERATING BUDGET AND CAPITAL IMPROVEMENT PLAN (CIP)

V. 3 MONTH (JANUARY - MARCH 2022) FINANCIAL RECAP

Presented by: Rhonda Haskins, Chief Financial Officer

VI. GENERAL MANAGER REPORT

(See Tab 2)

A. Open Commission Requests

VII. COMMISSIONER/LIAISON COMMENTS

VIII. REPORTS AND INFORMATION

(See Tab 3)

A. Monthly Cash Flow Report – April 2022

B. Recap of Uncollectible Accounts – April 2022

C. Investment Report – April 2022

D. Purchase Orders – April 2022

E. Payment by Payment Type – April 2022

F. Financial Statement Recaps – April 2022

➤ Electric Systems

➤ Water/Wastewater

G. Position Vacancies

H. Actions by City Council during the meeting of May 9, 2022, related to PWC:

➤ Approved Bid Recommendation – Miscellaneous Electric Inventory

➤ Approved Bid Recommendation – Conductor and Conduit Inventory

IX. ADJOURN

PUBLIC WORKS COMMISSION  
MEETING OF WEDNESDAY MAY 11, 2022  
8:30 AM

Present: Evelyn O. Shaw, Chairwoman  
Ronna Rowe Garrett, Vice Chairwoman (VIA WEBEX)  
Donald L. Porter, Secretary  
Wade R. Fowler, Jr., Treasurer

Others Present: Elaina L. Ball, CEO/General Manager  
Adam Linsley, Assistant City Manager

Absent: Telly Whitfield, Assistant City Manager  
Chris Davis, City Council Liaison  
Jimmy Keefe, Cumberland County Liaison  
Scott Meszaros, Hope Mills Town Manager

## REGULAR BUSINESS

Chairwoman Evelyn Shaw called the meeting of May 11, 2022, to order.

## APPROVAL OF AGENDA

Upon motion by Commissioner Wade Fowler, seconded by Commissioner Donald Porter, the agenda was unanimously approved.

## CONSENT ITEMS

- A. Approve Minutes of meeting of April 27, 2022
- B. Approve to Set the Public Hearing for the FY2023 Budget for May 25, 2022
- C. Adopt PWC Resolution # PWC2022.15 – Resolution Rejecting All Bids for PWC2122028 – Cable Conductor Contract

On February 1, 2022, the Fayetteville Public Works Commission (“PWC”) advertised for sealed bids to purchase inventory estimated to cost more than ninety thousand dollars (\$90,000) for the PWC2122028—Cable Conductor Contract. Bids were received and opened on February 24, 2022, at PWC’s Administration building from the following four bidders: Borderstate Electric, American Wire Group, Wesco, and City Electric.

Staff believes that all four bids are nonresponsive and therefore recommends that the Commission reject all bids received for PWC2122028—Cable Conductor Contract and authorize staff to readvertise said purchase for bids. If all bids are to be rejected, the rejection must be formally approved by PWC’s governing board in accordance with G.S. 143-129 (unless such authority is specifically delegated to PWC staff).

Comments: Staff believes that all bids received for PWC2122028—Cable Conductor Contract are nonresponsive and requests that the Commission reject said bids in accordance with G.S. 143-129.

## END OF CONSENT

## REVIEW PROPOSED CAPITAL IMPROVEMENT PROGRAM (CIP) BUDGET AND OPERATING BUDGET FOR FISCAL YEAR 2022-2023

Presented by: Elaina L. Ball, CEO/General Manager  
Rhonda Haskins, Chief Financial Officer  
Chief Operating Officers &  
PWC Staff

Ms. Ball, PWC CEO/General Manager provided some key facts regarding PWC.



## Overall Proposed Budget

Ms. Ball stated the Proposed Budget is \$397M, which includes \$357M in operating expenditures. This is 10.9% less than our FY22 budget. She stated in the development of this plan we used our guiding principles by the Commission, and our updated Strategic Plan, specifically focusing on Operational Excellence (the majority of our investment is around Operational Excellence), Financial Health, Employee Engagement, Customer Satisfaction Community Engagement, Conservation and Economic Development.

Ms. Ball stated the budget maintains all Commission approved reserve fund levels, as well as any statutory other restrictions or other requirements, including those in our bond orders. But it does contemplate a combined system temporary reduction in days cash on-hand over the next two fiscal years. We have an ultimate floor of 90 days total cash on hand between the two funds. We are currently above our target of 120, but this is a fairly lean budget, and as we move toward 2025 when we anticipate seeing some relief on the electric system due to our contract with Duke, between now and 2025 our Days Cash on-hand will get close to that 120 level.

The Annexation Fund is currently sufficient to cover our debt service for expected expenditures, however this does not cover the reserve to complete our expected future costs and obligations. In the 2026 timeframe we will need to contemplate other funding mechanisms for Annexation, including possible water resources fund debt issuance.

Ms. Ball stated we have had several challenges going on globally. We are experiencing, like every other business, labor shortages, and increased competition for labor. We are seeing inflation and also global supply chain challenges. We have increased energy commodity prices, which is likely going to continue to push up wholesale energy costs. Ms. Ball stated this marks her 18<sup>th</sup> month, and she has not had a single month in which the wholesale power costs came in at forecast.

We are seeing compressed and competing local, state, and federal project timelines. Another challenge is impending changes to water regulations and emerging contaminants.

For the electric fund, expenditures are expected to be \$258.5M, which is 13.7% less than 2022. A big driver is our coal commission residual adjustment credit that was appropriated to certain accounts to eliminate contributions to cover prior coal ash expenses.

Our annual power supply costs are expected to be \$135M. However Ms. Ball cautions our wholesale commodity energy prices over the past several quarters have outstripped forecasts. She stated we may come back at some point in the year to seek an adjustment, as we have last year. The wholesale commodity volatility underscores why we have reserves. Ms. Ball stated we get a lot of questions of why we have so much in electric rate stabilization. We will likely draw it down to the limit in 2025. The draw down of the electric rate stabilization directly helps customers by not having rate shocks during these periods.

The importance of capital planning accuracy both in the current year and in the forecast budget is key. It drives a considerable amount of our rates, and our rate setting process. This budget is a good step in bringing estimates into a more prudent and restricted approach to budget requests. The Commission will see a more conservative budget request in the water and electric side. It is key in light of our economic and rate pressures as well as domestic and global pricing and supply issues.

With this tightening our capital requests are leaner than in the past, in large part due to the work of the team to dig down and identify what they believe they can get accomplished. With this tightening Ms. Ball requested for the Commission to be prepared that if staff sees unforeseen cost overruns or emerging needs on the system, they will come forward with budget amendments if they cannot address them out of contingency. The total CIP for FY23 comes in at \$127.5M which represents an approximately 7.7% decrease over FY22.

PWC is budgeting a 4% merit increase pool. We set our previous merit increase at 2%. In December of each year we look at the CPI, and other indices and identify what is occurring in the market. At that time we were 1.3%, so we set the target at 2% this past year and we applied it. This was quickly outstripped by inflation and management is recommending this higher merit increase both to adjust for what occurred in 2022, but also for what we are seeing in the market.

Ms. Ball stated we recently conducted a targeted salary study on certain positions we are seeing turnover in. Ms. Ball went on to enumerate the positions we have lost in the past several months. We have implemented changes in electric and water. We did not do anything across the board. We have not conducted a comprehensive salary study since 2017. In the comprehensive study, we will look at salary and benefits.

Our Payment In Lieu Of Taxes (PILOT) to the City of Fayetteville have grown to \$12.4M, which represents a 4.7% increase over what we provided in 2022. Ms. Ball stated when you look at all the benefits we provide the City of Fayetteville, inclusive of the PILOT, we are going to be transferring close to \$24 million in value to the City. This includes street lighting, other certain special projects, and other supported functions we provide.

She stated overall, we are bringing a balanced budget. It is lean. It is 10.9% lower than FY2022, but offers targeted increases when needed. It is more realistic in our capital program expectations. We will lean on contingency and if required commission requested budget amendments if we see external or unplanned matters that arise that challenge this 10.9% reduced budget.

Ms. Ball thanked key operations teams. She stated Mr. Noland and Ms. Manning have worked iteratively over several months to fine tune the budget and identify what is realistic, what is required, and have done a terrific job in bringing in realistic capital expectations. She also thanked the Administration teams. She stated we had a pretty significant draw on the electric fund that would challenge us in 2024. The Technology team (Mark Lawler), and Facilities team (Kevin Howell) stepped up in the last two weeks and identified ways to smooth out our budgets in technology and facilities to help us manage our leverage ratios in the next three years. Ms. Ball also thanked the Finance team. Rhonda Haskins and her team has done a terrific job she said. In particular, she thanked Ms. Jenna Riglick who is our new Budget Manager. Ms. Ball stated Jenna stepped in and has done an amazing job. She has helped the departments trim in a collaborative way. Ms. Ball thanked her for all the work to help minimize the draw on the electric fund.

## **KEY ASSUMPTIONS**

### **Growth:**

Electric customers growth .5% over FY 2022 budget with an increase in kWh sales of 4.4%

Water customer growth 0.7% over FY 2022 budget with an increase in mgal sales of 3%

Wastewater customer growth .9% over FY 2022 budget with an increase in mgal sales of .5%

### **Material & Contractual Escalations**

- Fuel increased by 4% compared to the FY22 budget
- Chemicals increased by 25% compared to the FY22 budget
- Watershed Demolitions \$1.8M for FY23 contractual services budget
- Generation Department contractual services have increased by \$3.7M or 160.5% due to steam turbine major overhaul

### **Compensation & Benefits**

- 4% Employee Rate Increase
- 8 New Positions (Electric Division (1), Customer Care Division (2), Administrative Division (2), Water Division (3) and Legal Division had a contract employee move to a full time position
- Medical Expense \$7.6m (remained flat compared to FY 2022) Active employees
- New Holiday (Veterans' Day)

### **Contingency**

- Electric - \$1,409,500 (Total Elec Operating Rev + Other Rev – Power Supply x 1.5%)
- Water - \$1,858,600 (Total W/WW Operating Rev + Other Rev x 1.5%)

Ms. Ball responded to questions from Commission regarding the discussion thus far.

## **FY20223 Budget Proposal**

FY2023 - \$397.5M

Electric (\$258.5M)

Water and Wastewater Fund (\$139.4M)

	2021	2022	2023
Operating	\$205.7	\$205.2	\$205.3
Capital	\$ 34.2	\$ 36.0	\$ 21.2
PILOT	\$ 11.5	\$ 11.9	\$ 12.4

	2021	2022	2023
Operating	\$ 67.0	\$ 73.9	\$79.5
Capital	\$ 37.6	\$ 26.0	\$19.2

## **Customer and Usage Trends**

FY2023

- Expect modest customer growth for all utilities.
- New large power customer(s)
- One industrial expansion

## **Financial Forecast**

Electric Fund

	FY22*	FY23	FY24	FY25	FY26
Electric Sales Revenue	\$201.2	\$203.2	\$203.8	\$205.6	\$207.0
Operating Revenues	\$28.9	\$25.4	\$25.5	\$12.5	\$14.8
Operating Expenses	(\$204.5)	(\$205.2)	(\$209.4)	(\$174.4)	(\$176.0)
PILOT	(\$11.9)	(\$12.4)	(\$12.2)	(\$11.9)	(\$11.4)
Debt Related Payments	(\$2.1)	(\$2.2)	(\$2.4)	(\$3.5)	(\$3.6)
Capital	(\$50.7)	(\$46.3)	(\$29.7)	(\$27.2)	(\$26.5)
Transfer to Annexation Reserve Fund	(\$4.9)	(\$5.5)	(\$5.8)	(\$6.2)	(\$6.6)
Draw from Reserves	(\$14.5)	(\$13.0)	(\$1.0)	(\$3.0)	(\$6.2)

Ms. Ball noted FY22 is the amended budget, and not an estimate of where we expect to occur.

Ms. Ball stated baked into our estimates is no base rate increases for the electric fund.

## Financial Forecast

### Water/Wastewater Fund

	FY22*	FY23	FY24	FY25	FY26
Water & Wastewater Sales Revenue	\$109.4	\$116.2	\$124.9	\$132.7	\$140.9
Operating Revenues	\$7.1	\$7.1	\$7.2	\$7.3	\$7.4
Contributions/Intergovernmental Rev	\$5.1	\$6.8	\$2.9	\$5.0	\$5.5
Operating Expenses	(\$72.4)	(\$78.5)	(\$78.9)	(\$81.5)	(\$83.9)
Debt Related Payments	(\$25.2)	(\$28.8)	(\$28.0)	(\$29.7)	(\$34.2)
Capital	(\$99.9)	(\$81.1)	(\$115.2)	(\$110.7)	(\$119.5)
Transfer to Annexation Reserve Fund	(\$13.3)	(\$4.3)	(\$4.1)	(\$6.1)	(\$6.8)
Draw from Reserves	(\$8.0)	\$0.4	\$2.7	\$4.0	\$0.9

Ms. Ball noted FY22 is the amended budget, and not an estimate. With this leaner budget we will place funds into the reserves for water and wastewater. These numbers include the rate actions the Commission took last year for the water and wastewater funds.

Commissioner Fowler asked from where staff projects the sales revenue growth. Ms. Ball and Ms. Haskins replied it is from rates support on the water/wastewater side. There are no rates impact on the electric side. Additional conversation ensued.

### Key Financial Metrics

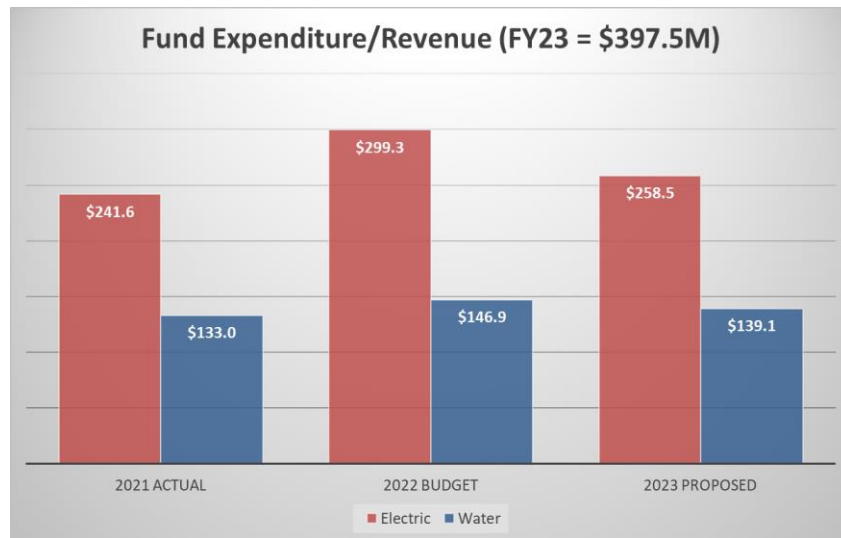
	2020	2021	2022	2023	Target
Bond Rating	AA	AA	AA	AA	AA
Liquidity (DCOH)	130	136	144	127	120
Operating Reserves	\$119.5	\$127.9	\$139.6	\$126.5	
Debt Service Coverage	3.36	3.18	2.81	2.41	2.50
Debt to Capitalization	23%	23%	30%	30%	<40%

AA Bond Rating (Scorecard Implied Rating)	Target
Moody's (Adjusted Days Liquidity on Hand)	150-250 Days
Standard and Poor's (Liquidity and Reserves)	150-270 Days
Fitch (DCOH; Minimum Non-Adverse)	120+ Days

Ms. Ball stated in order to maintain our AA bond rating scorecard with the different agencies. These are the targets they have. The rating agencies look at some of our reserves and give us credit for those.

Ms. Haskins stated we have built in expected pressures on the water side for capital with the plant expansions that may be coming along. All of that is factored into the forecast. The debt service coverages come in very strongly, and that helps us with our ratings with the liquidity side and the debt coverage side. Ms. Haskins stated she feels very strongly we will stay with our strong metrics.

## Fund Summary



## Key Fund Drivers – Electric

### Power Supply (-2.10%)

- PSCA amendment
- DEP Regulatory Settlement

### Non-Power Supply Expenses (-17.3%)

- CCR Adjustment Credit from FY22

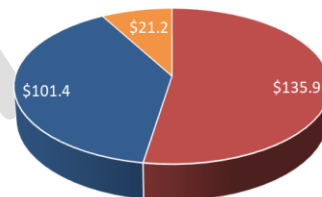
### Capital Outlay (-44.1%)

### Reserves

### Payment in Lieu of Taxes (+4.7%)

- Increase in Net Position
- 30.8% increase from 2016 (Charter Change)

Fund Elements (\$258.5M)



- Power Supply
- Non-Power Supply Expense
- Capital Expense

## PILOT to City of Fayetteville and Additional Services & Contributions

	FY23
PILOT	\$12,405,800
Annexation (Trf. From Annex Reserve to GF, debt service pmt.)*	\$ 4,940,400
*\$19.6M planned construction in FY23; total project estimate \$450M	
Inside Street Lighting	\$ 3,956,400

Street and Pedestrian Lighting Improvements	\$ 350,000
Underground Conversions and Gateway Improvements	\$ 750,000
City of Fayetteville Storm Drainage Improvement	\$ 1,005,000
Community Economic Development Support	\$ 325,000
City of Fayetteville Public Access Television Channel	\$ 85,000
Parking Deck (Shared Costs – Operating and Capital Reserve)	\$ 64,000
<b>Total</b>	<b>\$23,881,600</b>

### Key Fund Drivers – Water

Operating Expenses (-8.34%)

Reserves

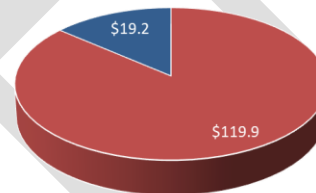
Capital Outlay (-26.3%)

Debt Service \$27.9M

Annexation Summary

- \$19.6m for FY23
- Down \$8.5m from FY22
- 63% Complete
- Debt outstanding \$69.8m
- FY23 Debt payment \$4.9m

Fund Elements (\$139.1M)



■ Operating Expenses ■ Capital Expense

Reserves – Electric & Water

	FY22	FY23	FY24	FY25	FY26
Elec Rate Stabilization Fund*	\$30.1	\$26.6	\$1.8	\$5.5	\$5.8
*Amt over 10% Purch Pwr Reserve					
Coal Ash Reserve	\$8.1	\$4.5	\$2.1	\$2.2	\$2.9
Water Rate Stabilization Fund	\$1.6	\$1.9	\$2.2	\$2.5	\$2.8

Need for Reserves:

- Financial and customer rate/bill stability; maintain Bond Credit Rating
- No access to short term borrowing (LOC's, Factoring, CP, O&M)
- Protection from unknowns (Weather, Pandemics, Natural Cat's)
- EPA regulations and economic variables (Supply Chain, Inflation)
- Short and Long-Term planning; smoothing between debt financing

### Capital Overview by Division

Division	FY20	FY21	FY22	FY23	% Change
Customer Care	\$0.9	\$0.5	\$1.5	\$1.6	9.8%
Administrative	\$10.8	\$1.1	\$0.02	\$1.0	452.8%
Water Resources	\$89.6	\$89.0	\$97.9	\$79.7	(18.6%)
Electric Systems	\$40.8	\$36.6	\$38.5	\$45.2	17.0%
Total	\$142.1	\$127.2	\$138.1	\$127.5	(7.7%)

## Key Capital Projects FY23 (10 yr.)

### Water Resources

#### Rehabilitation (WS5, WS48)

- water distribution system reline & replacements - **\$6.0M** (\$86.8M)
- sanitary sewer main rehabilitation - **\$5.0M** (\$83.5M)

#### Phase V Annexation (WS7, WS58)

- water main extensions - **\$2.7M** (\$23.0M)
- sewer main extensions - **\$16.9M** (\$284.2M)

#### Big Rockfish Sanitary Sewer Outfall (WS78) - **\$10.5M** (\$26.8M)

#### Big Rockfish Sanitary Sewer Outfall-Lift Station (WS79)-**\$2.6M** (\$7.4M)

#### Rockfish Creek WRF Expansion Phase 3 (WS83) - **\$6.7M** (\$76.8M)

#### PO Hoffer WTF Capacity Expansion Phase 3- (WS22) - **\$105K** (\$16.9M)

#### Hoffer/Glenville Lake Reliability Improvements (reliability upgrades, chemical feed, and filter control improvements) (WS 20) - **\$4.1M** (\$10.5M)

#### Replace Standby Power Generator at PO Hoffer (WS23)- **\$2.4M** (\$3.9M)

#### Replace Standby Power Generator at Cross Creek (WS81)-**\$2.0M** (\$2.5M)

#### Cross Creek WRF Influent Pump Station Rehab (WS82)-**\$1.5M** (\$6.7M)

### Electric

- Underground Infrastructure Replacements - Residential (EL6) - **\$2.5M** (\$41.1M)
- Renewable Resource Development (EL 48) - **\$18M** (\$22.2M)
- 230-67 KV Auto-Transformer (EL 29) **\$2.5M** (\$5.7M)
- Underground Distribution Infrastructure Install (EL 1)- **\$2.0M** (\$33.4M)
- Sub-Transmission Pole Replacement (EL 21) **\$2.0M** (\$22.1M)
- Distribution Substation 66-12 kV Power Transformer (EL 28) **\$1.0M** (\$13M)
- Cumberland Rd 66-12 kV Substation Rebuild (EL 31) **\$1.5M** (\$1.6M)
- PO Hoffer 66-12 kV Substation Rebuild (EL 32) **\$1.75M** (\$1.85M)

### All Other Areas

- Electric Meters (CD1) - **\$0.5M** (\$8.8M)
- Water Meters (CD2) - **\$1.1M** (\$18.1M)
- Roof Replacement for Water & Electric Vehicle Sheds (AD3) - **\$0.3M**
- Space Planning & Utilization Project (AD4) - **\$0.4M** (\$7.7M)
- Replace Fuel Island Diesel Storage Tank (AD5) - **\$0.3M** (\$0.6M)

## Capital Financing Plan

- In FY22, PWC issued the Series 2021 Bonds (~\$95M) in support of CIP projects
- State Revolving Fund loans for several projects are in various stages of loan process with favorable rates
- Remaining Capital projects are funded through revenues and reserves
- Seeking grant opportunities through State and Federal agencies

## Overview – Operating Budget

Division	FY20	FY21	FY22	FY23	% Change
Management	\$6.3	\$5.2	\$5.9	\$6.7	12.2%
Communications	\$1.5	\$1.5	\$1.7	\$1.5	(10.8%)
Legal	\$0	\$0.5	\$0.3	\$0.4	28.4%
Customer Care	\$9.5	\$9.8	\$11.3	\$10.3	(9.3%)
Administrative	\$27.5	\$32.7	\$37.9	\$32.7	(13.9%)
Finance	\$7.7	\$7.0	\$7.3	\$7.1	(2.7%)
Water/Wastewater	\$43.7	\$45.0	\$48.8	\$50.4	3.4%
Elec Non-Power Supply	\$27.7	\$34.1	\$37.1	\$39.3	0.1%
Total PWC w/o Power Supply	\$123.9	\$135.8	\$150.3	\$148.4	(1.3%)
Electric Power Supply	\$150.3	\$143.1	\$138.8	\$135.9	(2.1%)
<b>Total PWC</b>	<b>\$274.2</b>	<b>\$278.9</b>	<b>\$289.1</b>	<b>\$284.3</b>	<b>(1.7%)</b>
G&A	\$16.91	\$18.60	\$18.35	\$20.23	10.28%

Each Chief (Senior) Officer provided an Overview/Summary of Budget Changes, Key Projects/Initiatives, and Risks/Challenges/Mitigations. Discussion ensued with each Officer regarding their budget, major drivers, trends, and assumptions as well as risks to their budget and plans to mitigate.

## Budget Ordinance Timeline

Budget Public Hearing - May 25, 2022

Proposed Adoption - June 8, 2022

Commission thanked Ms. Ball and staff for the budget presentation, and commented on the attention to detail; explanation of benefits as well as being very focused, and user friendly.

## GENERAL MANAGER REPORT

### Investment Policy

Ms. Ball stated we are seeing a lot of economic challenges (globally and domestically) Ms. Ball stated we model our investment policy after the State's policy. It limits our exposure to the equity market. Our financial policy and that of the State is safety first, liquidity second, and yield lastly. Ms. Haskins stated the State of

NC is very conservative and any vehicles we choose have to be of the highest quality. Additional discussion ensued.

### **Duke Energy Progress**

Ms. Ball stated we received notice from our wholesale provider DEP that they are taking interest in certain types of customer usage profiles. And they intend to discuss with all their wholesale customers (including PWC) these changes they are seeing in some of the larger customers that are moving into our areas with a stated goal to have a retail construct to allocate costs fairly between customers.

### **Water Quality Report**

Ms. Ball stated our Water Quality Report was released on May 1<sup>st</sup>. The WQR covers recent assessments, which include our service water quality and risks which include Glenville and Cape Fear as well as detailed results of measurements of our water quality and distribution system. Customers can access the most recent quality report online or they can call our Customer Care team to request a hard copy. This information is going out in the May bill insert.

### **Salary and Compensation Study**

Ms. Ball reiterated staff conducted a targeted salary study on certain position in Electric Systems and Water Resources, and we are making additional adjustments in Water based on movement that happened on teams. It is baked into our budget estimates. We did not do anything across the board. We have not conducted a comprehensive salary study since 2017. She stated in the comprehensive study, we will look at salary and benefits.

### **Waste to Energy Project**

We continue to work with the County on our gas agreement for our Waste to Energy Project. We had a meeting scheduled this Friday, but it was cancelled by the County. We met with the County on Grays Creek, and the technical teams met to resume discussions on design agreements. We have multiple agreements out there on different design concepts around Grays Creek and PWC remains engaged to be a helpful partner where we can.

### **Business and Industry Day**

We are planning a Business and Industry Day with the Supply Chain team in the month of August. The intent is to talk about all the construction projects and activity in the region. Ms. Ball thanked the City of Fayetteville, as they have already responded and stated they want to be a part. We welcome the County's involvement though we have not heard from them yet. We have a lot of infrastructure investment coming into the region and we want to make sure we get businesses in the region the information on how to get involved.

### **Recognition**

- Ms. Ball stated we had a really active storm Friday night. She thanked all the teams for their quick and safe restoration; Customer Service for fielding all the calls; and Communications and Community Relations for ensuring everyone stayed informed.

- She thanked the team members who volunteered their weekend by going out to the Dogwood Festival to hand out bottles of water.
- Ms. Ball thanked Carolyn Justice-Hinson (CCR) and the entire PWC team for a great PWC Day. We had a whole day of showing our wares and what we do as a utility. It was the first one we have had in a couple years, and several reached out to her to say what a great day it was.
- Ms. Ball thanked Bobby Russell and the HR Team for pulling off a terrific employee picnic on Saturday. It was great to see so many families and friends out enjoying the day.

The United Way Day of Caring is Friday. We have several ways to donate back to the community.

## COMMISSIONER/LIAISON COMMENTS

No Commissioner or Liaison Comments

## REPORTS AND INFORMATION

- A. Personnel Report – April 2022
- B. Position Vacancies
- C. Approved N.C. Department of Transportation Encroachment Agreement(s):
  - Encr. # 18799 – install 8” fusible PVD & RJD sewer main at SR2311 (Gillespie St.) & SR2299 (Russell St.)
  - Encr. #19535 – install 6” ductile iron pipe for hydrant and fire sprinkler line & Hwy 24/Hwy87 (Bragg Blvd)
- D. Actions by City Council during the meeting of April 25, 2022, related to PWC:
  - Approved Bid Recommendation – Annual Materials Contract for Construction Operations
  - Approved Bid Recommendation – Wood Pole Contract

## ADJOURNMENT

There being no further business, upon motion by Commissioner Wade Fowler, seconded by Commissioner Ronna Garrett, the meeting adjourned at 11:10 am.

**FAYETTEVILLE PUBLIC WORKS COMMISSION  
ACTION REQUEST FORM**

**TO:** Elaina Ball, CEO/General Manager

**DATE:** May 6, 2022

**FROM:** Trent Ensley, Procurement Manager

.....  
**ACTION REQUESTED:** Approve award for Re-Roofing Cross Creek Transfer & Thickening Buildings and the Water Resources and Electric Vehicle Sheds

**BID/PROJECT NAME:** Re-Roofing Cross Creek Transfer & Thickening Buildings and Water Resources and Electric Vehicle Sheds

**BID DATE:** April 19, 2022

**DEPARTMENT:** Water Resources and Electric Systems Divisions

**BUDGET INFORMATION:** Funding for the Cross Creek Transfer & Thickening Buildings is available from the FY 22 CIP budget, CPR1000497 and funding for the Water Resources and Electric Vehicle Sheds will be funded from the FY 23 CIP budget, CPR1000518.

.....  

<b>BIDDERS</b>	<b>TOTAL COST</b>
Owens Roofing Inc., Smithfield, NC	\$541,950.00
DLT Roofing Inc, Kenly, NC	\$617,914.00
Curtis Construction Company Inc, Kinston, NC	\$724,800.00
Industrial Contract Service Corporation, Leland, NC	\$752,774.00

  
.....

**AWARD RECOMMENDED TO:** Owens Roofing Inc., Smithfield, NC

**BASIS OF AWARD:** Award is recommended to Owens Roofing Inc. as the lowest responsive, responsible bidder.

**COMMENTS:** The Commission is asked to approve the award for the Cross Creek Re-Roofing Transfer & Thickening Buildings & Water Resources & Electric Vehicle Sheds project to Owens Roofing Inc. of Smithfield, NC as the lowest responsive, responsible bidder. Bid was advertised through normal channel on March 21, 2022, with a bid opening date on April 19, 2022. Bids were solicited from twelve (12) vendors and four (4) bids were considered. Work for the Cross Creek Transfer & Thickening Buildings will begin in FY 22 and work for the Water Resources & Electric Vehicle Sheds will performed in FY 23. In addition to the above-listed bidders, CentiMark Corporation of Apex, NC submitted a bid. During the bid opening, it was discovered that CentiMark's submission did not include the required bid bond; therefore, its bid could not be considered for award. The award is recommended Owens Roofing Inc. as the lowest responsive, responsible bidder.

.....

**ACTION BY COMMISSION**  
**APPROVED** \_\_\_\_\_ **REJECTED** \_\_\_\_\_  
**DATE** \_\_\_\_\_

**ACTION BY COUNCIL**  
**APPROVED** \_\_\_\_\_ **REJECTED** \_\_\_\_\_  
**DATE** \_\_\_\_\_

**BID HISTORY  
RE-ROOFING CROSS CREEK  
TRANSFER & THICKENING  
BUILDINGS & WATER  
RESOURCES & ELECTRIC  
VEHICLE SHEDS**

**BID DATE: April 19, 2022**

**Advertisement**

- |                |                             |
|----------------|-----------------------------|
| 1. PWC Website | 3/21/2022 through 4/19/2022 |
|----------------|-----------------------------|

**List of Prospective Bidders Notified of Bid**

1. Owens Roofing Inc, Smithfield NC
2. CentiMark Corporation, Apex NC
3. DLT Roofing Inc, Kenly NC
4. Curtis Construction Company Inc, Kinston NC
5. Industrial Contract Service Corporation, Leland NC
6. Triangle Roofing Service Inc., Zebulon NC
7. Hamlin Roofing Company, Garner NC
8. GMC Roofing Inc, Maysville NC
9. Highland Roofing Company, Fayetteville NC
10. Wayne Roofing & Sheet Metal Company, Goldsboro NC
11. ARS Extreme Construction, Angier NC
12. Carolina Group Contracting, Goldsboro NC

**PWC Procurement Mailing List- Registered vendors via the PWC website and BBR registrants.  
(approximately 2000+ contacts)**

**Small Business Administration Programs:**

Small Business Administration Regional Office (SBA)  
NC Procurement & Technical Assistance Center (NCPTAC)  
Veterans Business Outreach Center (VBOC)  
Small Business Technology Center (SBTDC)  
Women's Business Center of Fayetteville (WBC)

**Local Business and Community Programs**

FSU Construction Resource Office (FSUCRO)  
FSU Economic Development Administration Program (FSUEDA)  
FSU Career Pathways Initiative  
NAACP, Fayetteville Branch  
FTCC Small Business Center (SBC)  
Greater Fayetteville Chamber, RFP posting submitted  
Hope Mills Chamber  
Spring Lake Chamber  
Hoke Chamber  
Fayetteville Business & Professional League (FBPL)

**State Business and Community Programs**

NC Institute of Minority Economic Development (The Institute) Durham, NC

NAACP, State Branch Raleigh, NC

National Utility Contracting Association- NC Chapter (NUCA)

Durham Chapter of the National Association of Women in Construction (NAWIC)

South Atlantic Region of National Association of Women in Construction (NAWIC)

The Hispanic Contractors Association of the Carolinas (HCAC)

United Minority Contractors of North Carolina

International Women in Transportation- Triangle Chapter

**Media**

Fayetteville Observer

WIDU, AM1600

IBronco Radio at FSU

Fayetteville Press News

Up & Coming Weekly

Bladen Journal

Greater Fayetteville Business Journal

**SDBE / Local Participation**

Owens Roofing Inc. is not a local business and is not classified as a SDBE Minority or Women-Owned business. Owens Roofing Inc. plans to subcontract \$9,646.00 to Protech Construction, which is a woman owned firm from Raleigh, NC.

# Open Commission Requests

As of 5-25-22

<b><u>Commission Meeting Date</u></b>	<b><u>Presentation/Discussion Item</u></b>	<b><u>Presenter (Staff)</u></b>
	NONE	

**PREVIOUSLY CLOSED COMMISSION REQUESTS HAVE BEEN ARCHIVED**

# Fayetteville Public Works Commission

## Cash Flow Statement for April 2022

### General Fund Bank Account

Beginning Balance as of 04/01/2022

\$52,177,717.46

#### Number of Transactions

#### Utility Receipts:

Customer Service Business Center	4,993	\$	1,985,708.02
WF Lockbox	15,168	\$	4,315,655.03
Kiosk Checks / Cash	632	\$	101,519.40
Drafts	20,986	\$	3,826,616.31
Bill2Pay	57,888	\$	9,795,264.24
AdComp (Kiosk Credit Cards)	419	\$	99,517.95
Western Union	2,381	\$	388,225.88
E-Box	9,155	\$	1,781,271.51
Receivables via ACH Wire	177	\$	2,102,047.55
Miscellaneous Receipts	45	\$	7,363,573.44

Total Utility & Miscellaneous Receipts \$31,759,399.33

#### Investments:

Investments Matured: GF CD		\$	-
Investments Matured: Rate Stabilization - Electric	1	\$	3,000,000.00
Investments Matured: Annex	2	\$	5,000,000.00
Investments Matured: NCDOT	1	\$	2,000,000.00
Investment Interest Receipts: GF	4	\$	33,548.76
Investment Interest Receipts: Gen Fuel	0	\$	-
Investment Interest Receipts: ERSF	0	\$	-
Investment Interest Receipts: NCDOT	0	\$	-

Total Investment Receipts \$ 10,033,548.76

Grand Total of Receipts \$ 41,792,948.09

Vendor ACH Payments Issued	323	\$	(21,542,490.45)
Employee Reimbursements	31	\$	(11,060.59)
Accounts Payable Checks Issued	833	\$	(2,505,865.75)
Commercial Credit Card Payments	63	\$	(151,916.64)
HSF Vendor Payments	8	\$	(153,617.00)
Investments Purchased: GF	1	\$	(992,188.89)
Investments Purchased: ERSF/WRSF	1	\$	(2,975,866.67)
Investments Purchased: Annex Reserve	2	\$	(6,952,246.67)
Investments Purchased: Debt Service	0	\$	-
Investments Purchased: NCDOT	2	\$	(2,977,831.11)
Vendor Services Wired Payments	42	\$	(3,127,454.87)
Transfers: NCCMT GF	0	\$	-
Transfers: WF TPA Health Account	1	\$	(500,000.00)
Transfers: TPA Workers Comp Account	0	\$	-
Transfers: BONY	0	\$	-
Transfers: HSF Account	0	\$	-
Returned Checks	12	\$	(10,484.87)
Returned Drafts	14	\$	(34,866.11)
Returned Bill2Pay	513	\$	(156,980.58)
Returned E-Box	10	\$	(10,557.30)
Returned Western Union	1	\$	(258.30)
Returned AdComp	0	\$	-
Payroll	2	\$	(2,446,923.12)

Total Disbursements \$ (44,550,608.92)

Ending Balance 4/30/2022

\$ 49,420,056.63

# Fayetteville Public Works Commission

## Cash Flow Statement for April 2022

### General Fund Bank Account

#### Checks Over \$25,000.00:

ASSETWORKS, LLC	CHECK	\$	29,427.71
JSMITH CIVIL LLC	CHECK	\$	94,245.22
TRICOAST INSULATION & SERVICES, INC. - 19321	CHECK	\$	43,323.93
ACCELERATED TECHNOLOGY LABORATORIES, INC.	CHECK	\$	138,758.93
J. CUMBY CONSTRUCTION, INC.	CHECK	\$	1,058,125.02
TENCARVA MACHINERY CO.	CHECK	\$	44,112.36
TESCO	CHECK	\$	44,000.00
CAPE FEAR WATER SOLUTIONS, INC.	CHECK	\$	53,852.69
GRIFFIN STRONG INTERESTS, INC.	CHECK	\$	36,400.00
OAKLEY COLLIER ARCHITECTS, PA	CHECK	\$	95,341.50
THE GUARDIAN LIFE INSURANCE COMPANY OF AMERICA	CHECK	\$	42,301.14
VERIZON WIRELESS	CHECK	\$	34,983.74
i3-MILESTONE LLC	CHECK	\$	32,672.00
PIEDMONT AUTOMATION INC	CHECK	\$	63,718.50

#### Wire Payments over \$25,000.00:

PROCUREMENT CARD PAYMENT	WIRE	\$	51,717.65
PROCUREMENT CARD PAYMENT	WIRE	\$	42,642.37
PROCUREMENT CARD PAYMENT	WIRE	\$	40,047.62
PROCUREMENT CARD PAYMENT	WIRE	\$	38,499.59
IRS TAX PAYMENT	WIRE	\$	446,557.09
IRS TAX PAYMENT	WIRE	\$	445,198.96
NCDOR	WIRE	\$	450,000.00
NCDOR	WIRE	\$	66,372.00
NCDOR	WIRE	\$	184,165.64
NCDOR	WIRE	\$	66,297.00
NCDOR	WIRE	\$	350,000.00
NC TREASURER	WIRE	\$	785,833.31
RETIREMENT	WIRE	\$	34,362.01
RETIREMENT	WIRE	\$	34,420.75

Total Checks \$ 1,811,262.74

Total Wires \$ 3,036,113.99

#### Vendor ACH Payments over \$25,000.00:

HALL'S TREE SERVICE INC.	ACH	\$	28,000.00
ERMCO	ACH	\$	57,272.00
LOOKS GREAT SERVICES OF MS, INC.	ACH	\$	48,002.90
ACSE SOLUTIONS LLC	ACH	\$	28,920.00
ADOBE INC.	ACH	\$	32,851.91
CITY OF FAYETTEVILLE	ACH	\$	987,760.56
BOBBY TAYLOR OIL CO., INC.	ACH	\$	29,396.20
WESCO DISTRIBUTION - UTILITY	ACH	\$	147,380.06
BRADY TRANE SERVICES, INC.	ACH	\$	29,265.86
MCKIM & CREED INC.	ACH	\$	35,637.90
LEE ELECTRICAL CONSTRUCTION LLC	ACH	\$	783,376.93
MECHANICAL JOBBERS MARKETING INC.	ACH	\$	219,310.76
SANDY'S HAULING & BACKHOE SERVICE, INC.	ACH	\$	43,562.00
WESCO DISTRIBUTION - UTILITY	ACH	\$	73,797.09
MYTHICS, INC.	ACH	\$	357,432.00
CINTAS CORPORATION	ACH	\$	51,121.97
WILSON CLEARING & MULCHING, INC.	ACH	\$	47,175.00
CORE AND MAIN	ACH	\$	35,683.55
USIC LOCATING SERVICES, LLC	ACH	\$	95,348.00
THE IQ BUSINESS GROUP, INC.	ACH	\$	36,000.00
INSITUFORM TECHNOLOGIES LLC	ACH	\$	2,314,899.28
NORFOLK SOUTHERN RAILWAY CORP	ACH	\$	35,702.89
MOORMAN, KIZER & REITZEL, INC.	ACH	\$	75,060.65
T.A. LOVING CO. INC.	ACH	\$	274,235.46
WESCO DISTRIBUTION - UTILITY	ACH	\$	80,856.33
HAZEN AND SAWYER, P.C.	ACH	\$	369,196.82
U S DEPT OF ENERGY	ACH	\$	48,237.86
DUKE ENERGY	ACH	\$	7,551,126.26
MYTHICS, INC.	ACH	\$	121,050.00
GO ENERGIES, LLC	ACH	\$	30,548.70

SLUDGE PROCESS ENHANCEMENT	ACH	\$	27,416.00
ERMCO	ACH	\$	51,980.00
SANFORD CONTRACTORS, INC.	ACH	\$	1,779,774.00
FCEDC	ACH	\$	78,000.00
CAROLINA POWER & SIGNALIZATION, LLC	ACH	\$	195,584.79
WILLIS TOWERS WATSON US LLC	ACH	\$	34,552.79
ALPHA RISK MANAGEMENT	ACH	\$	41,000.00
UTILITEC	ACH	\$	46,285.75
ES&J ENTERPRISES, INC.	ACH	\$	43,779.15
NC DEQ	ACH	\$	794,527.05
NC DEQ	ACH	\$	265,217.81
NC DEQ	ACH	\$	220,443.11
NC DEQ	ACH	\$	127,898.31
CAROLINA POWER & SIGNALIZATION, LLC	ACH	\$	82,893.27
UTILITEC	ACH	\$	26,022.14
MAINLINING AMERICA, LLC	ACH	\$	427,560.52
TMG CONSULTING, INC.	ACH	\$	77,148.50
MEYER UTILITY STRUCTURES, LLC	ACH	\$	73,210.00
POWERSECURE SERVICE INC	ACH	\$	39,233.34
HYDROSTRUCTURES, P.A.	ACH	\$	171,967.93
WK DICKSON & CO., INC.	ACH	\$	165,821.76
SUNSTATES SECURITY, LLC	ACH	\$	25,183.50
PENCCO, INC.	ACH	\$	48,223.31
CDM SMITH	ACH	\$	41,967.81
T.A. LOVING CO. INC.	ACH	\$	92,626.36
OLDE FAYETTEVILLE INSURANCE	ACH	\$	49,008.17
WESCO DISTRIBUTION - UTILITY	ACH	\$	144,103.23
DUKE ENERGY	ACH	\$	618,407.85
MYTHICS, INC.	ACH	\$	413,095.85

Total \$ 20,271,141.24

**Public Works Commission  
Bad Debt Report**

**Reporting Period:** Apr-22  
**Dates Covered:** Nov-21

Beginning Net YTD Bad Debt Writeoffs	509,648.38
Amount to Bad Debt this Period	123,444.89
Recovered this Period	(88,941.98)
Ending Net YTD Bad Debt Writeoffs	544,151.29
Total Accounts Written of this Period	393

**ANALYSIS OF UNCOLLECTABLE ACCOUNTS:**

**Residential Accounts:**

221	Accounts \$250.00 or less	26,786.11
89	Accounts \$250.01 to \$500.00	30,352.01
60	Accounts OVER \$500.00	61,118.71
<b>370</b>	<b>TOTAL RESIDENTIAL:</b>	<b>118,256.83</b>

**NON RESIDENTIAL ACCOUNTS:**

21	Accounts \$500.00 or less	2,622.61
2	Accounts over \$500.01	2,565.45
<b>23</b>	<b>TOTAL NON RESIDENTIAL:</b>	<b>5,188.06</b>

Approved to be placed in the uncollectibles:

  
RHONDA HASKINS (May 16, 2022 08:35 EDT)

Rhonda Haskins, CFO

**Public Works Commission  
Bad Debt Report**

**Reporting Period:**  
**Dates Covered:**

**Apr-22**  
**Nov-21**

**List of Residential Accounts over \$500.01**

MCDONALD, DIANA	503.73	GIBBS, LEONA	792.23
MCPHERSON, KEAGAN	509.39	ADAMS, SIDNEY	807.82
BROWN, GERARD	512.81	SMITH, MICHAEL	830.96
RUSH, GREGORY	517.26	CHADWICK, DELORIS	837.94
POOLE, TERENCE	523.00	MELVIN, DIAMOND	856.39
ST. GEORGE, AMBER	535.21	ARJONA, JAYLEN	870.27
HARRIS, ALDEN W	537.53	HOWARD, JASMINE	893.04
WILLIAMS, SARECE	540.33	RICH, CURTIS	939.13
WALTS, AUTUMN	540.75	WRIGHT, RAHEIM	965.55
PEARSALL, ASHLEY	553.75	RODRIGUEZ, MARIA	968.51
MIDDLEBROOKS, ISAIAH	577.41	MARSH, PATRICIA	991.91
MOORE, JOSEPH	580.96	CHAPLIN, ANDREA	1,034.21
HAWKINS, DEMETRICK D	586.69	GUY, CHRISTIAN	1,038.55
SHELTON, HAYLEY	590.03	CARTER, SIMONE	1,053.46
SMITH, JOSHUA L	592.49	MORGAN, CHONECI	1,120.05
GREEN, ERICA N	594.20	CROWE, VANESSA M	1,143.88
FROST, HAVEN LEANNE	598.44	LENZY, CHRISTOPHER	1,148.40
LYNCH JR, RONALD	602.12	ELLIOTT, DAVINUS	1,162.96
HOWARD, FREDERICK	603.59	MCDUGLE, MICHELLE M	1,168.44
MCFADDEN, BRITTANY	621.28	SANDLIN, ALICIA	1,262.88
DRIVER, DESTINY	639.76	PETERSON, SHAUNNON	1,310.20
SHEPHERD, BRITTANY	642.00	HIDDEN LAKES APTS	1,436.46
DIXON, JADA P	647.89	GARNER, RASHEEN	1,438.78
HILL, W R	661.22	MASON, PAVIELLE	1,468.99
WHITTED, STEVIE	674.02	DAVIS, KIYOMI	1,688.92
RODRIGUEZ, JEANNIE	691.00	YOUNG, BARBARA	2,055.83
MILLER, GREGORY	721.24	PAYNE, PATRICK E	2,135.26
SLAUGHTER, JOHN	732.60	CONWAY, SAISHA D	2,160.01
FLOOD, RAMEEN	740.47	BLAKE, CHRISTOPHER	3,494.12
JOHNSON, MELVIN A	789.99	AVERY, DONALD	5,882.40

---

61,118.71

**List of Non Residential Accounts over \$500.01**

PHANOMSRIKUN, SOMPHONG	524.09
BOONE TRAIL THRIFT MART	2,041.36
	<hr/>
	2,565.45



**Fayetteville PWC Investments  
Portfolio Management  
Portfolio Summary  
April 30, 2022**

Fayetteville PWC  
955 Old Wilmington Road  
Fayetteville, NC 28301

Investments	Par Value	Market Value	Book Value	% of Portfolio	Term	Days to Maturity	YTM 360 Equiv.	YTM 365 Equiv.
Commercial Paper Disc. -Amortizing	69,000,000.00	68,712,614.00	68,821,718.36	21.42	197	97	0.705	0.715
Federal Agency Coupon Securities	158,220,000.00	149,003,038.65	158,399,487.66	49.30	1,713	1,296	0.908	0.921
Bank CD's	13,594,763.98	13,594,763.98	13,594,763.98	4.23	879	179	1.191	1.207
NCCMT Government	80,457,200.86	80,457,200.86	80,457,200.86	25.04	1	1	0.201	0.203
	<b>321,271,964.84</b>	<b>311,767,617.49</b>	<b>321,273,170.86</b>	<b>100.00%</b>	<b>924</b>	<b>667</b>	<b>0.700</b>	<b>0.709</b>

Investments

Total Earnings	April 30 Month Ending	Fiscal Year To Date
Current Year	178,441.24	1,209,968.42
Average Daily Balance	324,148,781.48	273,649,695.92
Effective Rate of Return	0.67%	0.53%

R. Haskins  
RHONDA HASKINS (May 17, 2022 15:08 EDT)  
Rhonda Haskins, Chief Financial Officer

May 17, 2022

Reporting period 04/01/2022-04/30/2022

Run Date: 05/03/2022 - 16:11

Portfolio INVT  
AP  
PM (PRF\_PM1) 7.3.0  
Report Ver. 7.3.7

**Fayetteville PWC Investments**  
**Portfolio Management**  
**Portfolio Details with Earnings - Investments**  
**April 30, 2022**

Page 1

CUSIP	Investment #	Issuer	Average Balance	Purchase Date	Par Value	Market Value	Book Value	Current Rate	Days To Maturity	YTM	Accrued Interest	Unrealized Gain/Loss	Maturity Date
<b>Commercial Paper Disc. -Amortizing</b>													
05253CG83	220063	ANZ		12/13/2021	3,000,000.00	2,993,742.00	2,998,300.00	0.300	68	0.304	0.00	-4,558.00	07/08/2022
05970UK31	220106	BANSDA		04/01/2022	3,000,000.00	2,978,568.00	2,980,366.67	1.520	155	1.557	0.00	-1,798.67	10/03/2022
05970UK31	220107	BANSDA		04/01/2022	700,000.00	694,999.20	695,418.89	1.520	155	1.557	0.00	-419.69	10/03/2022
05970UK31	220108	BANSDA		04/01/2022	300,000.00	297,856.80	298,036.67	1.520	155	1.557	0.00	-179.87	10/03/2022
0667K1GF2	220087	BCEE		03/03/2022	1,000,000.00	997,726.00	998,479.17	0.729	75	0.731	0.00	-753.17	07/15/2022
22533UH89	220061	CACPNY		12/10/2021	2,000,000.00	1,992,800.00	1,998,405.00	0.290	99	0.294	0.00	-5,605.00	08/08/2022
19424JFA9	220037	CCPV		10/22/2021	3,000,000.00	2,996,997.00	2,999,366.67	0.190	40	0.192	0.00	-2,369.67	06/10/2022
19424JFA9	220038	CCPV		10/22/2021	2,000,000.00	1,997,998.00	1,999,577.78	0.190	40	0.192	0.00	-1,579.78	06/10/2022
2254EBK42	220090	CSFBNY		03/04/2022	2,000,000.00	1,985,534.00	1,990,033.33	1.150	156	1.180	0.00	-4,499.33	10/04/2022
2254EBK42	220091	CSFBNY		03/04/2022	700,000.00	694,936.90	696,511.67	1.150	156	1.180	0.00	-1,574.77	10/04/2022
2254EBK42	220092	CSFBNY		03/04/2022	300,000.00	297,830.10	298,505.00	1.150	156	1.180	0.00	-674.90	10/04/2022
4497W1E93	220064	INGFDG		12/13/2021	3,000,000.00	2,999,589.00	2,999,846.67	0.230	8	0.230	0.00	-257.67	05/09/2022
4497W1E93	220065	INGFDG		12/13/2021	2,000,000.00	1,999,726.00	1,999,897.78	0.230	8	0.230	0.00	-171.78	05/09/2022
4497W1J98	220079	INGFDG		02/15/2022	3,000,000.00	2,982,111.00	2,990,284.17	0.890	131	0.901	0.00	-8,173.17	09/09/2022
4497W1J98	220080	INGFDG		02/15/2022	2,000,000.00	1,988,074.00	1,993,522.77	0.890	131	0.901	0.00	-5,448.77	09/09/2022
46640QHH7	220081	JPMSCC		02/17/2022	160,000.00	159,331.68	159,635.20	0.760	108	0.762	0.00	-303.52	08/17/2022
46640QHH7	220082	JPMSCC		02/17/2022	1,840,000.00	1,832,314.32	1,835,804.80	0.760	108	0.762	0.00	-3,490.48	08/17/2022
46640QLE9	220083	JPMSCC		02/17/2022	1,400,000.00	1,384,824.00	1,392,262.28	1.010	197	1.027	0.00	-7,438.28	11/14/2022
46640QLE9	220084	JPMSCC		02/17/2022	600,000.00	593,496.00	596,683.83	1.010	197	1.027	0.00	-3,187.83	11/14/2022
5006E3KL3	220111	KDB		04/22/2022	3,000,000.00	2,974,176.00	2,977,066.67	1.600	172	1.612	0.00	-2,890.67	10/20/2022
5006E3KL3	220112	KDB		04/22/2022	2,000,000.00	1,982,784.00	1,984,711.11	1.600	172	1.612	0.00	-1,927.11	10/20/2022
62479ML35	220078	MUFGBK		02/15/2022	3,000,000.00	2,970,546.00	2,984,500.00	1.000	186	1.016	0.00	-13,954.00	11/03/2022
62479MHH9	220088	MUFGBK		03/04/2022	160,000.00	159,343.36	159,601.60	0.830	108	0.833	0.00	-258.24	08/17/2022
62479MHH9	220089	MUFGBK		03/04/2022	1,840,000.00	1,832,448.64	1,835,418.41	0.829	108	0.833	0.00	-2,969.77	08/17/2022
63873KE94	220059	NATXNY		12/03/2021	3,000,000.00	2,999,616.00	2,999,853.33	0.220	8	0.220	0.00	-237.33	05/09/2022
63873KFE2	220060	NATXNY		12/03/2021	2,000,000.00	1,997,808.00	1,999,364.44	0.260	44	0.263	0.00	-1,556.44	06/14/2022
63873KJK4	220109	NATXNY		04/20/2022	4,000,000.00	3,976,152.00	3,977,440.00	1.440	141	1.448	0.00	-1,288.00	09/19/2022
63873KJK4	220110	NATXNY		04/20/2022	1,000,000.00	994,038.00	994,360.00	1.440	141	1.448	0.00	-322.00	09/19/2022
78015DHB9	220073	RYNYCP		01/11/2022	3,000,000.00	2,987,685.00	2,996,600.00	0.400	102	0.404	0.00	-8,915.00	08/11/2022
78015DHB9	220074	RYNYCP		01/11/2022	3,000,000.00	2,987,685.00	2,996,600.00	0.400	102	0.404	0.00	-8,915.00	08/11/2022
78015DHB9	220075	RYNYCP		01/11/2022	1,000,000.00	995,895.00	998,866.67	0.399	102	0.404	0.00	-2,971.67	08/11/2022
83369CE91	220047	SOCGEN		11/18/2021	2,000,000.00	1,999,756.00	1,999,906.67	0.210	8	0.210	0.00	-150.67	05/09/2022
89119BG83	220062	TDBANK		12/13/2021	5,000,000.00	4,989,530.00	4,997,261.11	0.290	68	0.293	0.00	-7,731.11	07/08/2022
89233HFE9	220044	TOYCC		11/15/2021	3,000,000.00	2,996,697.00	2,999,230.00	0.209	44	0.211	0.00	-2,533.00	06/14/2022
<b>Subtotal and Average</b>			<b>67,052,230.68</b>		<b>69,000,000.00</b>	<b>68,712,614.00</b>	<b>68,821,718.36</b>	<b>0.697</b>	<b>97</b>	<b>0.705</b>	<b>0.00</b>	<b>-109,104.36</b>	

Run Date: 05/03/2022 - 16:11

Portfolio INVT  
AP  
PM (PRF\_PM8) 7.3.0

Report Ver. 7.3.7

**Fayetteville PWC Investments**  
**Portfolio Management**  
**Portfolio Details with Earnings - Investments**  
**April 30, 2022**

Page 2

CUSIP	Investment #	Issuer	Average Balance	Purchase Date	Par Value	Market Value	Book Value	Current Rate	Days To Maturity	YTM	Accrued Interest	Unrealized Gain/Loss	Maturity Date
<b>Federal Agency Coupon Securities</b>													
3133ELEH3	200114	FFCB		12/30/2019	1,400,000.00	1,313,097.80	1,394,823.73	2.000	2423	2.061	10,344.44	-81,725.93	12/18/2028
3133ELEH3	200115	FFCB		12/30/2019	600,000.00	562,756.20	597,781.60	2.000	2423	2.061	4,433.33	-35,025.40	12/18/2028
3133ELD84	200147	FFCB		06/03/2020	2,100,000.00	1,823,530.80	2,100,000.00	1.280	2955	1.280	11,050.67	-276,469.20	06/03/2030
3133ELD84	200148	FFCB		06/03/2020	900,000.00	781,513.20	900,000.00	1.280	2955	1.280	4,736.00	-118,486.80	06/03/2030
3133ELC28	200149	FFCB		06/08/2020	2,100,000.00	1,961,929.20	2,096,841.32	0.730	1122	0.780	6,557.83	-134,912.12	05/27/2025
3133ELC28	200150	FFCB		06/08/2020	900,000.00	840,826.80	898,646.28	0.730	1122	0.780	2,810.50	-57,819.48	05/27/2025
3133ELC85	200151	FFCB		06/08/2020	2,100,000.00	1,918,364.70	2,094,985.99	0.820	1487	0.880	7,366.33	-176,621.29	05/27/2026
3133ELC85	200152	FFCB		06/08/2020	900,000.00	822,156.30	897,851.14	0.820	1487	0.880	3,157.00	-75,694.84	05/27/2026
3133ELB86	200153	FFCB		06/08/2020	1,400,000.00	1,197,882.00	1,394,331.75	1.400	2949	1.454	8,330.00	-196,449.75	05/28/2030
3133ELB86	200154	FFCB		06/08/2020	600,000.00	513,378.00	597,570.75	1.400	2949	1.454	3,570.00	-84,192.75	05/28/2030
3133ELA20	200155	FFCB		06/08/2020	1,400,000.00	1,244,114.20	1,394,667.02	1.060	2217	1.125	6,389.44	-150,552.82	05/26/2028
3133ELA20	200156	FFCB		06/08/2020	600,000.00	533,191.80	597,714.44	1.060	2217	1.125	2,738.33	-64,522.64	05/26/2028
3133ELQ49	210000	FFCB		07/01/2020	2,100,000.00	1,957,090.80	2,098,803.39	0.700	1156	0.718	4,940.83	-141,712.59	06/30/2025
3133ELQ49	210001	FFCB		07/01/2020	900,000.00	838,753.20	899,487.17	0.700	1156	0.718	2,117.50	-60,733.97	06/30/2025
3133ELQ56	210002	FFCB		07/02/2020	2,100,000.00	2,002,683.90	2,099,088.83	0.570	793	0.590	3,956.75	-96,404.93	07/02/2024
3133ELQ56	210003	FFCB		07/02/2020	900,000.00	858,293.10	899,609.50	0.570	793	0.590	1,695.75	-41,316.40	07/02/2024
3133EL3Y8	210025	FFCB		08/26/2020	1,330,000.00	1,207,678.57	1,328,567.17	0.670	1565	0.695	1,930.72	-120,888.60	08/13/2026
3133EL3Y8	210026	FFCB		08/26/2020	570,000.00	517,576.53	569,385.93	0.670	1565	0.695	827.45	-51,809.40	08/13/2026
3133ELPV0	210048	FFCB		10/20/2020	1,193,500.00	1,117,073.03	1,237,378.52	1.530	1766	0.750	2,992.72	-120,305.49	03/02/2027
3133ELPV0	210049	FFCB		10/20/2020	511,500.00	478,745.59	530,305.08	1.530	1766	0.750	1,282.60	-51,559.49	03/02/2027
3133ELMB7	210066	FFCB		11/23/2020	1,750,000.00	1,580,246.50	1,833,455.14	2.120	2837	1.460	8,862.78	-253,208.64	02/05/2030
3133ELMB7	210067	FFCB		11/23/2020	750,000.00	677,248.50	785,766.49	2.120	2837	1.460	3,798.33	-108,517.99	02/05/2030
3133EMRD6	210087	FFCB		02/26/2021	1,050,000.00	906,755.85	1,032,109.76	1.140	2483	1.406	2,493.75	-125,353.91	02/16/2029
3133EMRD6	210088	FFCB		02/26/2021	450,000.00	388,609.65	442,332.75	1.140	2483	1.406	1,068.75	-53,723.10	02/16/2029
3133EMQG0	210106	FFCB		06/03/2021	2,040,500.00	1,896,732.49	2,027,642.50	0.320	1016	0.549	1,469.16	-130,910.01	02/10/2025
3133EMQG0	210107	FFCB		06/03/2021	874,500.00	812,885.35	868,989.64	0.320	1016	0.549	629.64	-56,104.29	02/10/2025
3133EMN65	220018	FFCB		08/02/2021	2,100,000.00	1,908,230.10	2,109,510.34	1.610	2623	1.542	10,800.42	-201,280.24	07/06/2029
3133EMN65	220019	FFCB		08/02/2021	900,000.00	817,812.90	904,075.86	1.610	2623	1.542	4,628.75	-86,262.96	07/06/2029
3133EMWN8	220022	FFCB		08/26/2021	1,050,000.00	968,367.75	1,056,121.96	1.700	2545	1.610	595.00	-87,754.21	04/19/2029
3133EMWN8	220023	FFCB		08/26/2021	450,000.00	415,014.75	452,623.70	1.700	2545	1.610	255.00	-37,608.95	04/19/2029
3133EMVH2	220031	FFCB		09/15/2021	700,000.00	639,221.80	703,752.11	1.570	2166	1.474	793.72	-64,530.31	04/05/2028
3133EMVH2	220032	FFCB		09/15/2021	300,000.00	273,952.20	301,608.05	1.570	2166	1.474	340.17	-27,655.85	04/05/2028
3133EM5X6	220035	FFCB		09/23/2021	700,000.00	663,241.60	699,497.17	0.430	876	0.460	317.72	-36,255.57	09/23/2024
3133EM5X6	220036	FFCB		09/23/2021	300,000.00	284,246.40	299,784.50	0.430	876	0.460	136.17	-15,538.10	09/23/2024
3133ENEJ5	220048	FFCB		11/18/2021	1,400,000.00	1,332,661.40	1,398,632.99	0.875	932	0.913	5,546.53	-65,971.59	11/18/2024
3133ENEJ5	220049	FFCB		11/18/2021	600,000.00	571,140.60	599,414.14	0.875	932	0.913	2,377.08	-28,273.54	11/18/2024

Portfolio INVT  
AP  
PM (PRF\_PMB) 7.3.0

**Fayetteville PWC Investments**  
**Portfolio Management**  
**Portfolio Details with Earnings - Investments**  
**April 30, 2022**

Page 3

CUSIP	Investment #	Issuer	Average Balance	Purchase Date	Par Value	Market Value	Book Value	Current Rate	Days To Maturity	YTM	Accrued Interest	Unrealized Gain/Loss	Maturity Date
<b>Federal Agency Coupon Securities</b>													
3133ENEM8	220054	FFCB		11/23/2021	3,000,000.00	2,822,250.00	2,997,367.33	1.430	1667	1.450	18,828.33	-175,117.33	11/23/2026
3133ENEM8	220055	FFCB		11/23/2021	1,000,000.00	940,750.00	999,122.44	1.430	1667	1.450	6,276.11	-58,372.44	11/23/2026
3133ENEM8	220056	FFCB		11/23/2021	700,000.00	658,525.00	699,385.71	1.430	1667	1.450	4,393.28	-40,860.71	11/23/2026
3133ENEM8	220057	FFCB		11/23/2021	300,000.00	282,225.00	299,736.73	1.430	1667	1.450	1,882.83	-17,511.73	11/23/2026
3133ENHR4	220066	FFCB		12/20/2021	1,000,000.00	969,508.00	1,000,000.00	0.680	598	0.680	2,474.44	-30,492.00	12/20/2023
3133ENHR4	220067	FFCB		12/20/2021	1,000,000.00	969,508.00	1,000,000.00	0.680	598	0.680	2,474.44	-30,492.00	12/20/2023
3133ENHR4	220068	FFCB		12/20/2021	1,379,000.00	1,336,951.53	1,379,000.00	0.680	598	0.680	3,412.26	-42,048.47	12/20/2023
3133ENHR4	220069	FFCB		12/20/2021	591,000.00	572,979.23	591,000.00	0.680	598	0.680	1,462.40	-18,020.77	12/20/2023
3133ENDQ0	220070	FFCB		01/07/2022	1,000,000.00	987,931.00	997,144.57	0.160	285	0.530	360.00	-9,213.57	02/10/2023
3133ENDQ0	220071	FFCB		01/07/2022	700,000.00	691,551.70	698,001.20	0.160	285	0.530	252.00	-6,449.50	02/10/2023
3133ENDQ0	220072	FFCB		01/07/2022	300,000.00	296,379.30	299,143.38	0.160	285	0.529	152.00	-2,764.08	02/10/2023
3133ENSA9	220099	FFCB		03/21/2022	700,000.00	693,227.50	700,000.00	1.450	416	0.000	1,127.78	-6,772.50	06/21/2023
3133ENSA9	220100	FFCB		03/21/2022	300,000.00	297,097.50	300,000.00	1.450	416	1.450	483.33	-2,902.50	06/21/2023
313381FD2	200006	FHLB		07/11/2019	3,500,000.00	3,403,806.00	3,535,484.14	2.500	2049	2.300	34,270.83	-131,678.14	12/10/2027
313381FD2	200007	FHLB		07/11/2019	1,500,000.00	1,458,774.00	1,515,207.49	2.500	2049	2.300	14,687.50	-56,433.49	12/10/2027
3130AJNT2	200159	FHLB		06/10/2020	2,100,000.00	1,900,451.70	2,094,334.76	1.070	1860	1.125	9,175.25	-193,883.06	06/04/2027
3130AJNT2	200160	FHLB		06/10/2020	900,000.00	814,479.30	897,572.04	1.070	1860	1.125	3,932.25	-83,092.74	06/04/2027
3130AJP45	200167	FHLB		06/22/2020	5,000,000.00	4,791,440.00	4,995,434.09	0.500	680	0.549	3,472.22	-203,994.09	03/11/2024
3130A2VE3	210019	FHLB		08/19/2020	735,000.00	734,064.35	807,562.95	3.000	1594	0.685	3,062.50	-73,498.60	09/11/2026
3130A2VE3	210020	FHLB		08/19/2020	315,000.00	314,599.01	346,098.40	3.000	1594	0.685	1,312.50	-31,499.39	09/11/2026
3130AJXH7	210027	FHLB		08/26/2020	2,100,000.00	1,885,113.30	2,095,377.32	0.825	1934	0.867	3,561.25	-210,264.02	08/17/2027
3130AJXH7	210028	FHLB		08/26/2020	900,000.00	807,905.70	898,018.85	0.825	1934	0.867	1,526.25	-90,113.15	08/17/2027
3130AK2B1	210034	FHLB		09/08/2020	1,400,000.00	1,272,451.60	1,398,693.48	0.800	1772	0.819	1,648.89	-126,241.88	03/08/2027
3130AK2B1	210035	FHLB		09/08/2020	600,000.00	545,336.40	599,440.06	0.800	1772	0.819	706.67	-54,103.66	03/08/2027
3130AHY49	210053	FHLB		11/02/2020	700,000.00	666,937.60	720,160.44	2.000	1732	1.363	3,655.56	-53,222.84	01/27/2027
3130AHY49	210054	FHLB		11/02/2020	300,000.00	285,830.40	308,640.19	2.000	1732	1.363	1,566.67	-22,809.79	01/27/2027
3130AKFA9	210068	FHLB		12/07/2020	2,100,000.00	1,917,552.00	2,090,641.56	0.375	1321	0.500	3,040.63	-173,089.56	12/12/2025
3130AKFA9	210069	FHLB		12/07/2020	900,000.00	821,808.00	895,989.24	0.375	1321	0.500	1,303.13	-74,181.24	12/12/2025
3130AKKP0	210076	FHLB		12/23/2020	6,000,000.00	5,765,364.00	5,994,741.80	0.190	600	0.243	4,085.00	-229,377.80	12/22/2023
3130AKKF2	210077	FHLB		01/05/2021	1,400,000.00	1,335,286.40	1,400,000.00	0.270	697	0.270	346.50	-64,713.60	03/28/2024
3130AKKF2	210078	FHLB		01/05/2021	600,000.00	572,265.60	600,000.00	0.270	697	0.270	148.50	-27,734.40	03/28/2024
3130AKKF2	210079	FHLB		01/05/2021	2,000,000.00	1,907,552.00	2,000,000.00	0.270	697	0.270	495.00	-92,448.00	03/28/2024
3130AKKF2	210080	FHLB		01/05/2021	2,000,000.00	1,907,552.00	2,000,000.00	0.270	697	0.270	495.00	-92,448.00	03/28/2024
3130AKNA0	210083	FHLB		01/26/2021	1,400,000.00	1,298,299.80	1,400,000.00	0.375	1366	0.350	1,385.42	-101,700.20	01/26/2026
3130AKNA0	210084	FHLB		01/26/2021	600,000.00	556,414.20	600,000.00	0.375	1366	0.350	593.75	-43,585.80	01/26/2026
3130ALER1	210085	FHLB		02/26/2021	1,050,000.00	942,070.50	1,038,941.74	1.125	2308	1.300	196.93	-96,871.24	08/25/2028

Portfolio INVT

AP

Run Date: 05/03/2022 - 16:11

PM (PRF\_PM8) 7.3.0

**Fayetteville PWC Investments**  
**Portfolio Management**  
**Portfolio Details with Earnings - Investments**  
**April 30, 2022**

Page 4

CUSIP	Investment #	Issuer	Average Balance	Purchase Date	Par Value	Market Value	Book Value	Current Rate	Days To Maturity	YTM	Accrued Interest	Unrealized Gain/Loss	Maturity Date
<b>Federal Agency Coupon Securities</b>													
3130ALER1	210086	FHLB		02/26/2021	450,000.00	403,744.50	445,260.74	1.125	2308	1.300	84.46	-41,516.24	08/25/2028
3130AMAD4	210097	FHLB		05/12/2021	1,400,000.00	1,297,965.20	1,397,693.54	1.100	1656	1.137	7,229.44	-99,728.34	11/12/2026
3130AMAD4	210098	FHLB		05/12/2021	600,000.00	556,270.80	599,011.52	1.100	1656	1.137	3,098.33	-42,740.72	11/12/2026
3130AMFJ6	210101	FHLB		05/17/2021	1,050,000.00	983,256.75	1,050,000.00	0.500	1842	1.322	2,391.67	-66,743.25	05/17/2027
3130AMFJ6	210102	FHLB		05/17/2021	450,000.00	421,395.75	450,000.00	0.500	1842	1.322	1,025.00	-28,604.25	05/17/2027
3130AMJ86	210104	FHLB		05/27/2021	1,050,000.00	948,102.75	1,050,000.00	1.000	3313	2.076	4,491.67	-101,897.25	05/27/2031
3130AMJ86	210105	FHLB		05/27/2021	450,000.00	406,329.75	450,000.00	1.000	3313	2.076	1,925.00	-43,670.25	05/27/2031
3130ALCP7	210108	FHLB		06/17/2021	1,750,000.00	1,658,072.50	1,741,823.90	0.280	863	0.479	694.17	-83,751.40	09/10/2024
3130ALCP7	210109	FHLB		06/17/2021	750,000.00	710,602.50	746,495.96	0.280	863	0.479	297.50	-35,893.46	09/10/2024
3130A8HK2	210110	FHLB		06/18/2021	1,400,000.00	1,372,078.40	1,439,236.59	1.750	775	0.418	9,323.61	-67,158.19	06/14/2024
3130A8HK2	210111	FHLB		06/18/2021	600,000.00	588,033.60	616,815.68	1.750	775	0.418	3,995.83	-28,782.08	06/14/2024
3130AMSF0	220000	FHLB		07/01/2021	1,400,000.00	1,337,203.00	1,397,272.92	0.400	789	0.491	1,913.33	-60,069.92	06/28/2024
3130AMSF0	220001	FHLB		07/01/2021	600,000.00	573,087.00	598,831.25	0.400	789	0.491	820.00	-25,744.25	06/28/2024
3130AMZG0	220005	FHLB		07/15/2021	700,000.00	656,082.00	700,000.00	0.500	1536	0.500	1,030.56	-43,918.00	07/15/2026
3130AMZG0	220006	FHLB		07/15/2021	300,000.00	281,178.00	300,000.00	0.500	1536	1.237	441.67	-18,822.00	07/15/2026
3130AN2B5	220007	FHLB		07/22/2021	3,591,000.00	3,449,611.56	3,591,000.00	0.450	722	0.450	404.00	-141,388.44	04/22/2024
3130AN2B5	220008	FHLB		07/22/2021	1,539,000.00	1,478,404.95	1,539,000.00	0.450	722	0.450	173.14	-60,595.05	04/22/2024
3130ANCS7	220012	FHLB		07/28/2021	1,050,000.00	962,137.05	1,050,000.00	0.500	2280	1.580	1,356.25	-87,862.95	07/28/2028
3130ANCS7	220013	FHLB		07/28/2021	450,000.00	412,344.45	450,000.00	0.500	2280	1.580	581.25	-37,655.55	07/28/2028
3130ANA91	220014	FHLB		07/30/2021	700,000.00	654,242.40	699,944.07	0.625	1093	0.627	1,130.21	-45,701.67	04/28/2025
3130ANA91	220015	FHLB		07/30/2021	300,000.00	280,389.60	299,976.03	0.625	1093	0.627	484.38	-19,586.43	04/28/2025
3130ANAZ3	220016	FHLB		07/30/2021	1,085,000.00	1,016,689.49	1,085,000.00	0.600	1093	0.600	1,681.75	-68,310.51	04/28/2025
3130ANAZ3	220017	FHLB		07/30/2021	465,000.00	435,724.07	465,000.00	0.600	1093	0.600	720.75	-29,275.93	04/28/2025
3130ANP20	220024	FHLB		08/26/2021	1,050,000.00	943,767.30	1,050,000.00	1.000	3404	1.000	1,895.83	-106,232.70	08/26/2031
3130ANP20	220025	FHLB		08/26/2021	450,000.00	404,471.70	450,000.00	1.000	3404	2.051	812.50	-45,528.30	08/26/2031
3130ANHD5	220026	FHLB		08/26/2021	770,000.00	718,195.94	770,000.00	0.500	1578	0.490	695.14	-51,804.06	08/26/2026
3130ANHD5	220027	FHLB		08/26/2021	330,000.00	307,798.26	330,000.00	0.500	1578	0.490	297.92	-22,201.74	08/26/2026
3130ANUG3	220033	FHLB		09/15/2021	910,000.00	841,756.37	910,000.00	0.500	1598	0.500	581.39	-68,243.63	09/15/2026
3130ANUG3	220034	FHLB		09/15/2021	390,000.00	360,752.73	390,000.00	0.500	1598	1.017	249.17	-29,247.27	09/15/2026
3130APP58	220052	FHLB		11/22/2021	770,000.00	745,149.79	769,381.15	0.625	662	0.669	2,125.52	-24,231.36	02/22/2024
3130APP58	220053	FHLB		11/22/2021	330,000.00	319,349.91	329,734.78	0.625	662	0.669	910.94	-10,384.87	02/22/2024
3130AP6Q3	220076	FHLB		02/14/2022	2,800,000.00	2,712,698.80	2,751,645.39	0.125	495	1.420	515.28	-38,946.59	09/08/2023
3130AP6Q3	220077	FHLB		02/14/2022	1,200,000.00	1,162,585.20	1,179,276.60	0.125	495	1.420	220.83	-16,691.40	09/08/2023
3130AQYN7	220085	FHLB		02/28/2022	2,100,000.00	2,071,209.00	2,100,000.00	1.730	663	1.745	6,357.75	-28,791.00	02/23/2024
3130AQYN7	220086	FHLB		02/28/2022	900,000.00	887,661.00	900,000.00	1.730	663	1.745	2,724.75	-12,339.00	02/23/2024
3130AJ7E3	220093	FHLB		03/11/2022	1,400,000.00	1,394,576.40	1,402,135.40	1.375	292	1.181	2,673.61	-7,559.00	02/17/2023

Portfolio INVT  
AP  
PM (PRF\_PM8) 7.3.0

**Fayetteville PWC Investments**  
**Portfolio Management**  
**Portfolio Details with Earnings - Investments**  
**April 30, 2022**

Page 5

CUSIP	Investment #	Issuer	Average Balance	Purchase Date	Par Value	Market Value	Book Value	Current Rate	Days To Maturity	YTM	Accrued Interest	Unrealized Gain/Loss	Maturity Date
<b>Federal Agency Coupon Securities</b>													
3130AJ7E3	220094	FHLB		03/11/2022	600,000.00	597,675.60	600,915.17	1.375	292	1.181	1,145.83	-3,239.57	02/17/2023
3130A7BA2	220095	FHLB		03/11/2022	700,000.00	683,786.60	709,446.14	2.375	1412	2.010	2,216.67	-25,659.54	03/13/2026
3130A7BA2	220096	FHLB		03/11/2022	300,000.00	293,051.40	304,048.35	2.375	1412	2.010	950.00	-10,996.95	03/13/2026
3130AR4Y4	220097	FHLB		03/16/2022	700,000.00	676,565.40	700,000.00	2.180	1415	2.180	1,907.50	-23,434.60	03/16/2026
3130AR4Y4	220098	FHLB		03/16/2022	300,000.00	289,956.60	300,000.00	2.180	1415	2.180	817.50	-10,043.40	03/16/2026
3130ARBK6	220101	FHLB		03/21/2022	3,000,000.00	2,992,902.00	3,000,000.00	1.000	234	1.000	3,333.33	-7,098.00	12/21/2022
3130ARBK6	220102	FHLB		03/21/2022	3,000,000.00	2,992,902.00	3,000,000.00	1.000	234	1.000	3,333.33	-7,098.00	12/21/2022
3130ARBK6	220103	FHLB		03/21/2022	2,000,000.00	1,995,268.00	2,000,000.00	1.000	234	1.000	2,222.22	-4,732.00	12/21/2022
3130ARBK6	220104	FHLB		03/21/2022	1,400,000.00	1,396,687.60	1,400,000.00	1.000	234	1.000	1,555.56	-3,312.40	12/21/2022
3130ARBK6	220105	FHLB		03/21/2022	600,000.00	598,580.40	600,000.00	1.000	234	1.000	666.67	-1,419.60	12/21/2022
3134GWC38	210032	FHLMC		09/02/2020	1,400,000.00	1,316,967.40	1,400,000.00	0.480	946	0.480	1,101.33	-83,032.60	12/02/2024
3134GWC38	210033	FHLMC		09/02/2020	600,000.00	564,414.60	600,000.00	0.480	946	0.480	472.00	-35,585.40	12/02/2024
3134GWC53	210040	FHLMC		09/15/2020	1,400,000.00	1,300,376.00	1,400,000.00	0.650	1233	0.650	1,162.78	-99,624.00	09/15/2025
3134GWC53	210041	FHLMC		09/15/2020	600,000.00	557,304.00	600,000.00	0.650	1233	0.650	498.33	-42,696.00	09/15/2025
3134GWUC8	210058	FHLMC		11/03/2020	2,660,000.00	2,430,391.46	2,651,497.88	0.500	1339	0.588	1,145.28	-221,106.42	12/30/2025
3134GWUC8	210059	FHLMC		11/03/2020	1,140,000.00	1,041,596.34	1,136,356.24	0.500	1339	0.588	490.83	-94,759.90	12/30/2025
3137EAEZ8	210060	FHLMC		11/12/2020	2,100,000.00	2,029,198.50	2,098,418.64	0.250	554	0.300	2,552.08	-69,220.14	11/06/2023
3137EAEZ8	210061	FHLMC		11/12/2020	900,000.00	869,656.50	899,322.27	0.250	554	0.300	1,093.75	-29,665.77	11/06/2023
3134GXF1	210070	FHLMC		12/09/2020	2,100,000.00	1,927,965.90	2,100,000.00	0.650	1500	0.650	5,384.17	-172,034.10	06/09/2026
3134GXF1	210071	FHLMC		12/09/2020	900,000.00	826,271.10	900,000.00	0.650	1500	0.650	2,307.50	-73,728.90	06/09/2026
3134GWND4	220050	FHLMC		11/22/2021	1,400,000.00	1,301,160.00	1,378,888.30	0.600	1199	1.070	1,843.33	-77,728.30	08/12/2025
3134GWND4	220051	FHLMC		11/22/2021	600,000.00	557,640.00	590,952.13	0.600	1199	1.070	790.00	-33,312.13	08/12/2025
3135GA4W8	210064	FNMA		11/18/2020	1,540,000.00	1,441,221.32	1,539,797.28	0.500	1024	0.504	1,561.39	-98,575.96	02/18/2025
3135GA4W8	210065	FNMA		11/18/2020	660,000.00	617,666.28	659,913.12	0.500	1024	0.504	669.17	-42,246.84	02/18/2025
3135GABU4	210075	FNMA		12/15/2020	2,000,000.00	1,899,674.00	2,000,000.00	0.350	806	0.350	2,061.11	-100,326.00	07/15/2024
<b>Subtotal and Average</b>			<b>158,399,036.22</b>		<b>158,220,000.00</b>	<b>149,003,038.65</b>	<b>158,399,487.66</b>	<b>0.891</b>	<b>1296</b>	<b>0.921</b>	<b>380,224.82</b>	<b>-9,396,449.01</b>	
<b>Bank CD's</b>													
163574	200163	CB&T		06/26/2020	2,122,165.99	2,122,165.99	2,122,165.99	0.600	421	0.600	1,246.55	0.00	06/26/2023
163574	200164	CB&T		06/26/2020	909,499.69	909,499.69	909,499.69	0.600	421	0.600	534.23	0.00	06/26/2023
163568	200165	CB&T		06/26/2020	2,827,079.91	2,827,079.91	2,827,079.91	0.550	56	0.550	1,522.12	0.00	06/26/2022
163568	200166	CB&T		06/26/2020	1,211,605.67	1,211,605.67	1,211,605.67	0.550	56	0.550	652.34	0.00	06/26/2022
65821	190055	SB&T		05/10/2019	2,321,931.69	2,321,931.69	2,321,931.69	3.440	8	3.440	4,595.52	0.00	05/09/2022
65821	190056	SB&T		05/10/2019	995,113.57	995,113.57	995,113.57	3.440	8	3.440	1,969.51	0.00	05/09/2022
65813R	210099	SB&T		05/09/2021	2,245,157.23	2,245,157.23	2,245,157.23	0.300	284	0.300	387.57	0.00	02/09/2023
65813R	210100	SB&T		05/09/2021	962,210.23	962,210.23	962,210.23	0.300	284	0.300	166.10	0.00	02/09/2023

Portfolio INVT  
AP  
PM (PRF\_PM8) 7.3.0

**Fayetteville PWC Investments**  
**Portfolio Management**  
**Portfolio Details with Earnings - Investments**  
**April 30, 2022**

Page 6

CUSIP	Investment #	Issuer	Average Balance	Purchase Date	Par Value	Market Value	Book Value	Current Rate	Days To Maturity	YTM	Accrued Interest	Unrealized Gain/Loss	Maturity Date
Subtotal and Average			13,591,615.86		13,594,763.98	13,594,763.98	13,594,763.98	1.207	179	1.207	11,073.94	0.00	
<b>NCCMT Government</b>													
658191101	NC0000	NCCMT		05/01/2019	19.66	19.66	19.66	0.203	1	0.203	0.00	0.00	
658191101	NC0001	NCCMT		05/01/2019	11.00	11.00	11.00	0.203	1	0.203	0.00	0.00	
658191101	NC0002	NCCMT		05/01/2019	3.49	3.49	3.49	0.203	1	0.203	0.00	0.00	
658191101	NC0003	NCCMT		05/01/2019	9.78	9.78	9.78	0.203	1	0.203	0.00	0.00	
658191101	NC0004	NCCMT		05/01/2019	8.13	8.13	8.13	0.203	1	0.203	0.00	0.00	
658191101	NC0007	NCCMT		05/01/2019	9.04	9.04	9.04	0.203	1	0.203	0.00	0.00	
658191101	NC0008	NCCMT		05/01/2019	11.33	11.33	11.33	0.203	1	0.203	0.00	0.00	
658191101	NC0009	NCCMT		05/01/2019	5.91	5.91	5.91	0.203	1	0.203	0.00	0.00	
658191101	NC0010	NCCMT		05/01/2019	8.06	8.06	8.06	0.203	1	0.203	0.00	0.00	
658191101	NC0011	NCCMT		05/01/2019	11.71	11.71	11.71	0.203	1	0.203	0.00	0.00	
658191101	NC0012	NCCMT		05/01/2019	5,114,376.00	5,114,376.00	5,114,376.00	0.203	1	0.203	0.00	0.00	
658191101	NC0013	NCCMT		05/01/2019	4,047,527.13	4,047,527.13	4,047,527.13	0.203	1	0.203	0.00	0.00	
658191101	NC0014	NCCMT		05/01/2019	564,142.50	564,142.50	564,142.50	0.203	1	0.203	0.00	0.00	
658191101	NC0015	NCCMT		05/01/2019	3.11	3.11	3.11	0.203	1	0.203	0.00	0.00	
658191101	NC0016	NCCMT		05/01/2019	13.52	13.52	13.52	0.203	1	0.203	0.00	0.00	
658191101	NC0017	NCCMT		05/01/2019	9.71	9.71	9.71	0.203	1	0.203	0.00	0.00	
658191101	NC0023	NCCMT		05/01/2019	7,216,784.24	7,216,784.24	7,216,784.24	0.203	1	0.203	0.00	0.00	
658191101	NC0025	NCCMT		05/01/2019	4,529,449.02	4,529,449.02	4,529,449.02	0.203	1	0.203	0.00	0.00	
658191101	NC0026	NCCMT		05/01/2019	985,681.65	985,681.65	985,681.65	0.203	1	0.203	0.00	0.00	
658191101	NC0027	NCCMT		05/01/2019	3.21	3.21	3.21	0.203	1	0.203	0.00	0.00	
658191101	NC0028	NCCMT		05/01/2019	1.61	1.61	1.61	0.203	1	0.203	0.00	0.00	
658191101	NC0029	NCCMT		02/25/2020	6.80	6.80	6.80	0.203	1	0.203	0.00	0.00	
658191101	NC0030	NCCMT		02/25/2020	6.80	6.80	6.80	0.203	1	0.203	0.00	0.00	
658191101	NC0031	NCCMT		10/30/2020	688,320.20	688,320.20	688,320.20	0.203	1	0.203	0.00	0.00	
658191101	NC0032	NCCMT		11/19/2020	1,219,545.21	1,219,545.21	1,219,545.21	0.203	1	0.203	0.00	0.00	
658191101	NC0034	NCCMT		11/04/2021	130,012.90	130,012.90	130,012.90	0.203	1	0.203	0.00	0.00	
658191101	NC0035	NCCMT		11/04/2021	992,970.85	992,970.85	992,970.85	0.203	1	0.203	0.00	0.00	
658191101	NC0036	NCCMT		11/04/2021	3,991,646.25	3,991,646.25	3,991,646.25	0.203	1	0.203	0.00	0.00	
658191101	NC0037	NCCMT		11/04/2021	48,835,545.04	48,835,545.04	48,835,545.04	0.203	1	0.203	0.00	0.00	
658191101	NC0038	NCCMT		11/04/2021	1,292,016.68	1,292,016.68	1,292,016.68	0.203	1	0.203	0.00	0.00	
658191101	NC0039	NCCMT		11/04/2021	530,006.48	530,006.48	530,006.48	0.203	1	0.203	0.00	0.00	
658191101	NC0040	NCCMT		11/04/2021	319,033.64	319,033.64	319,033.64	0.203	1	0.203	0.00	0.00	
658191101	NC0042	NCCMT		02/25/2020	0.20	0.20	0.20	0.203	1	0.203	0.00	0.00	
658191101	NC0043	NCCMT		11/04/2021	0.00	0.00	0.00	0.203	1	0.203	0.12	0.00	

Portfolio INVT  
AP  
PM (PRF\_PM8) 7.3.0

**Fayetteville PWC Investments**  
**Portfolio Management**  
**Portfolio Details with Earnings - Investments**  
**April 30, 2022**

Page 7

CUSIP	Investment #	Issuer	Average Balance	Purchase Date	Par Value	Market Value	Book Value	Current Rate	Days To Maturity	YTM	Accrued Interest	Unrealized Gain/Loss	Maturity Date
<b>NCCMT Government</b>													
658191101	NC0044	NCCMT		11/04/2021	0.00	0.00	0.00	0.203	1	0.203	1.08	0.00	
<b>Subtotal and Average</b>			<b>85,105,898.73</b>		<b>80,457,200.86</b>	<b>80,457,200.86</b>	<b>80,457,200.86</b>	<b>0.203</b>	<b>1</b>	<b>0.203</b>	<b>1.20</b>	<b>0.00</b>	
<b>Total and Average</b>			<b>324,148,781.48</b>		<b>321,271,964.84</b>	<b>311,767,617.49</b>	<b>321,273,170.86</b>	<b>0.691</b>	<b>667</b>	<b>0.707</b>	<b>391,299.96</b>	<b>-9,505,553.37</b>	

**Fayetteville PWC Investments**  
**Portfolio Management**  
**Portfolio Details with Earnings - Cash**  
**April 30, 2022**

Page 8

CUSIP	Investment #	Issuer	Average Balance	Purchase Date	Par Value	Market Value	Book Value	Current Rate	Days To Maturity	YTM	Accrued Interest	Unrealized Gain/Loss
Average Balance			0.00									
Total Cash and Investments			324,148,781.48		321,271,964.84	311,767,617.49	321,273,170.86	0.691	667	0.707	391,299.96	-9,505,553.37

# Purchase Order Detail Report

Month of 2022 / 04

Total Approved PO Count: 292    Amount: \$42,242,455.07

Supplier Name	PO Number	PO Date	PO Qty	Avg Unit Price	UOM	Item Description	PO Amount	Department
ALLEN CONSULTING	31300030151	4/4/22				SERVICE AGREEMENT ALLEN CONSULTING FOR ACTUARIAL RESERVE ANALYSIS FOR WORKERS COMPENSATION	5,000.00	GENERAL & ADMINISTRATIVE
						PO 31300030151 Total	5,000.00	
						ALLEN CONSULTING Total	5,000.00	
Supplier Name	PO Number	PO Date	PO Qty	Avg Unit Price	UOM	Item Description	PO Amount	Department
ALLEN TREE, INC.	31300030297	4/20/22				PAY APPLICATIONS FOR PREVIOUSLY APPROVED BPA#31300030065 FOR SERVICE AGREEMENT FOR TREE AND STUMP REMOVAL SERVICES FOR FY22	6,400.00	WASTEWATER CONST. & MAINT.
						PO 31300030297 Total	6,400.00	
ALLEN TREE, INC.	31300030179	4/6/22				PAY APPLICATIONS FOR PREVIOUSLY APPROVED BPA#31300030065 FOR SERVICE AGREEMENT FOR TREE AND STUMP REMOVAL SERVICES FOR FY22	2,000.00	WASTEWATER CONST. & MAINT.
						PO 31300030179 Total	2,000.00	
						ALLEN TREE, INC. Total	8,400.00	
Supplier Name	PO Number	PO Date	PO Qty	Avg Unit Price	UOM	Item Description	PO Amount	Department
ALTEC INDUSTRIES INC	31300027915	4/11/22				Blanket PO for Parts from ALTEC0152.640020	10,000.00	FLEET MAINTENANCE
						PO 31300027915 Total	10,000.00	
						ALTEC INDUSTRIES INC Total	10,000.00	
Supplier Name	PO Number	PO Date	PO Qty	Avg Unit Price	UOM	Item Description	PO Amount	Department
AMAZON CAPITAL SERVICES, INC	31300027905	4/20/22				Blanket PO for Parts from AMAZON 0152.640020	2,000.00	FLEET MAINTENANCE
						PO 31300027905 Total	2,000.00	
						AMAZON CAPITAL SERVICES, INC Total	2,000.00	
Supplier Name	PO Number	PO Date	PO Qty	Avg Unit Price	UOM	Item Description	PO Amount	Department
AMERICAN BACKFLOW PRODUCTS CO.	31300030291	4/19/22	1.00	19,393.71	USD	TO PURCHASE MISCELLANEOUS BACKFLOW PARTS FOR THE RESIDENTIAL PROGRAM FOR THE CROSS CREEK WRF IN ACCORDANCE WITH QUOTE# Q507993	19,393.71	SYSTEM PROTECTION
						PO 31300030291 Total	19,393.71	
						AMERICAN BACKFLOW PRODUCTS CO. Total	19,393.71	
Supplier Name	PO Number	PO Date	PO Qty	Avg Unit Price	UOM	Item Description	PO Amount	Department
AMERICAN SAFETY UTILITY CORP.	31300030262	4/14/22				Blanket for safety testing of rubber gloves, line hoses. Testing and replacement as required (Electric Support Services).	2,500.00	ELEC CONSTRUCTION & MAINT
						PO 31300030262 Total	2,500.00	

Purchase Order Detail Report

Supplier Name	PO Number	PO Date	PO Qty	Avg Unit Price	UOM	Item Description	PO Amount	Department
AMERICAN SAFETY UTILITY CORP.	31300030185	4/7/22	51.00	19.45	PR	GLOVE,WORK,LEATHER,ELEC ONLY, L	991.95	OTHER DEDUCTIONS
						PO 31300030185 Total	991.95	
						AMERICAN SAFETY UTILITY CORP. Total	3,491.95	

Supplier Name	PO Number	PO Date	PO Qty	Avg Unit Price	UOM	Item Description	PO Amount	Department
AMERICAN WATER SERVICE	31300030385	4/28/22	1440.00	9.92	CS	WATER,CAROLINA BLUE	14,284.80	OTHER DEDUCTIONS
						PO 31300030385 Total	14,284.80	
						AMERICAN WATER SERVICE Total	14,284.80	

Supplier Name	PO Number	PO Date	PO Qty	Avg Unit Price	UOM	Item Description	PO Amount	Department
APPLIED INDUSTRIAL TECHNOLOGIES - DIXIE, INC.	31300030369	4/26/22	1.00	73.62	EA	BEARING, RADIAL BOILER FEED PUMP, #6000697, SJF#6213-JEM	73.62	OTHER DEDUCTIONS
APPLIED INDUSTRIAL TECHNOLOGIES - DIXIE, INC.		4/26/22	2.00	152.70	EA	BEARING,THRUST BOILER FEED PUMP, #6000709, SKF#731 BEA/G/Y ABEC3	305.40	OTHER DEDUCTIONS
						PO 31300030369 Total	379.02	
						APPLIED INDUSTRIAL TECHNOLOGIES - DIXIE, INC. Total	379.02	

Supplier Name	PO Number	PO Date	PO Qty	Avg Unit Price	UOM	Item Description	PO Amount	Department
ARCADIS GEN US INC	31300030192	4/7/22				SERVICE AGREEMENT TO PROVIDE UNIVERSAL VISUAL OPTIMIZER, SOFTWARE AS A SERVICE (SAAS) SUBSCRIPTION	7,998.00	WATER RESOURCES ENGINEERING
						PO 31300030192 Total	7,998.00	
						ARCADIS GEN US INC Total	7,998.00	

Supplier Name	PO Number	PO Date	PO Qty	Avg Unit Price	UOM	Item Description	PO Amount	Department
ASSA ABLOY ENTRANCE SYSTEMS	31300030387	4/28/22				ASSA ABLOY-PURCHASE AND INSTALL NEW DOCK LEVELER @ WAREHOUSE WATERSIDE	18,651.00	WAREHOUSE
						PO 31300030387 Total	18,651.00	
						ASSA ABLOY ENTRANCE SYSTEMS Total	18,651.00	

Supplier Name	PO Number	PO Date	PO Qty	Avg Unit Price	UOM	Item Description	PO Amount	Department
ATLAS COPCO COMPRESSORS LLC	31300030287	4/19/22	4.00	1,153.93	KT	FILTER, AIR/OIL KIT, AIR COMPRESSOR 8000HR, 2901 1972 00	4,615.72	OTHER DEDUCTIONS
						PO 31300030287 Total	4,615.72	
						ATLAS COPCO COMPRESSORS LLC Total	4,615.72	

Supplier Name	PO Number	PO Date	PO Qty	Avg Unit Price	UOM	Item Description	PO Amount	Department
BATTERIES OF NC & S.W.S LLC	31300027904	4/28/22				Blanket PO for PARTS from BATTERIES of NC 0152.640020	3,000.00	FLEET MAINTENANCE
						PO 31300027904 Total	3,000.00	
						BATTERIES OF NC & S.W.S LLC Total	3,000.00	

Purchase Order Detail Report

Supplier Name	PO Number	PO Date	PO Qty	Avg Unit Price	UOM	Item Description	PO Amount	Department
BFPE INTERNATIONAL	31300030144	4/1/22	8.00	197.50	EA	CARDOX CO2 CY. #B50410-3/ CARDOX DIS. HEAD #C50401	1,580.00	OTHER DEDUCTIONS
						PO 31300030144 Total	1,580.00	
						BFPE INTERNATIONAL Total	1,580.00	

Supplier Name	PO Number	PO Date	PO Qty	Avg Unit Price	UOM	Item Description	PO Amount	Department
BILL'S MOBILE CRANE SVC., INC.	31300030169	4/6/22				PAY APPLICATIONS UNDER PREVIOUSLY APPROVED BPA 31300028479 TO PROVIDE CRANE SERVICES PER REQUEST BY ELECTRICAL CONSTRUCTION DEPARTMENT	1,166.40	ELEC CONSTRUCTION & MAINT
						PO 31300030169 Total	1,166.40	
						BILL'S MOBILE CRANE SVC., INC. Total	1,166.40	

Supplier Name	PO Number	PO Date	PO Qty	Avg Unit Price	UOM	Item Description	PO Amount	Department
BLOOM ENERGY CORPORATION	31300030289	4/19/22				CONTINGENCY- MASTER PURCHASE/INSTALLATION	888,777.00	NO SPECIFIC DEPARTMENT
BLOOM ENERGY CORPORATION		4/19/22				SYSTEM ORDER FOR MASTER PURCHASE/INSTALLATION	8,887,770.00	NO SPECIFIC DEPARTMENT
						PO 31300030289 Total	9,776,547.00	
						BLOOM ENERGY CORPORATION Total	9,776,547.00	

Supplier Name	PO Number	PO Date	PO Qty	Avg Unit Price	UOM	Item Description	PO Amount	Department
BOBBY TAYLOR OIL CO., INC.	31300028600	4/21/22				Blanket PO for Gasoline and Diesel fuel from Bobby Taylor Oil	100,000.00	OTHER DEDUCTIONS
						PO 31300028600 Total	100,000.00	
						BOBBY TAYLOR OIL CO., INC. Total	100,000.00	

Supplier Name	PO Number	PO Date	PO Qty	Avg Unit Price	UOM	Item Description	PO Amount	Department
BUILDING & EARTH SCIENCES, INC	31300030354	4/22/22				SERVICE AGREEMENT TO PROVIDE CONSTRUCTION MATERIALS TESTING SERVICES FOR FAY ANNEX PHASE V AREA 24 SECTION B/C	31,000.00	NO SPECIFIC DEPARTMENT
						PO 31300030354 Total	31,000.00	
						BUILDING & EARTH SCIENCES, INC Total	31,000.00	

Supplier Name	PO Number	PO Date	PO Qty	Avg Unit Price	UOM	Item Description	PO Amount	Department
CAROLINA MANAGEMENT TEAM, LLC	31300030332	4/21/22				PAY APPLICATIONS FOR PAYMENT OF INVOICES UNDER PREVIOUSLY APPROVED BPA#31300028222 FOR FY22 LIFT STATION PROJECTS	4,998.35	WATER ADMINISTRATION
CAROLINA MANAGEMENT TEAM, LLC		4/21/22				PAY APPLICATIONS FOR PAYMENT OF INVOICES UNDER PREVIOUSLY APPROVED BPA#31300028222 FOR FY22 LIFT STATION PROJECTS	5,975.59	WATER ADMINISTRATION
CAROLINA MANAGEMENT TEAM, LLC		4/21/22				PAY APPLICATIONS FOR PAYMENT OF INVOICES UNDER PREVIOUSLY APPROVED BPA#31300028222 FOR FY22 LIFT STATION PROJECTS	91,932.08	WATER ADMINISTRATION
CAROLINA MANAGEMENT TEAM, LLC		4/21/22				PAY APPLICATIONS FOR PAYMENT OF INVOICES UNDER PREVIOUSLY APPROVED BPA#31300028222 FOR FY22	96,122.18	WATER ADMINISTRATION

Purchase Order Detail Report

Supplier Name	PO Number	PO Date	PO Qty	Avg Unit Price	UOM	Item Description	PO Amount	Department
						LIFT STATION PROJECTS		
						PO 31300030332 Total	199,028.20	
CAROLINA MANAGEMENT TEAM, LLC	31300030210	4/8/22				PAY APPLICATIONS FOR PAYMENT OF INVOICES UNDER PREVIOUSLY APPROVED BPA#31300028224 FOR PROTECTIVE COATING INSTALLATION SERVICES AT THE PO HOFFER WTP	2,430.35	PO HOFFER WATER TRMT FACILITY
						PO 31300030210 Total	2,430.35	
						CAROLINA MANAGEMENT TEAM, LLC Total	201,458.55	

Supplier Name	PO Number	PO Date	PO Qty	Avg Unit Price	UOM	Item Description	PO Amount	Department
CAROLINA POWER & SIGNALIZATION, LLC	31300030230	4/11/22				PAY APPLICATIONS ASSOCIATED WITH PREVIOUSLY APPROVED BPA 31300028195 FOR INSTALLATION OF MISCELLANEOUS ELECTRICAL SUBSTATIONS FY22	32,545.00	ELECTRIC ADMINISTRATION
CAROLINA POWER & SIGNALIZATION, LLC		4/11/22				PAY APPLICATIONS ASSOCIATED WITH PREVIOUSLY APPROVED BPA 31300028195 FOR INSTALLATION OF MISCELLANEOUS ELECTRICAL SUBSTATIONS FY22	32,653.75	ELECTRIC ADMINISTRATION
CAROLINA POWER & SIGNALIZATION, LLC		4/11/22				PAY APPLICATIONS ASSOCIATED WITH PREVIOUSLY APPROVED BPA 31300028195 FOR INSTALLATION OF MISCELLANEOUS ELECTRICAL SUBSTATIONS FY22	32,653.75	ELECTRIC ADMINISTRATION
						PO 31300030230 Total	97,852.50	
CAROLINA POWER & SIGNALIZATION, LLC	31300030182	4/7/22				PAY APPLICATION FOR PREVIOUSLY APPROVED BPA 31300028191 FOR FY22 ANNUAL TRANSMISSION CONSTRUCTION FOR ELECTRIC CONSTRUCTION	90,234.91	ELEC CONSTRUCTION & MAINT
						PO 31300030182 Total	90,234.91	
CAROLINA POWER & SIGNALIZATION, LLC	31300030161	4/5/22				PAY APPLICATION FOR PREVIOUSLY APPROVED BPA 31300028191 FOR FY22 ANNUAL TRANSMISSION CONSTRUCTION FOR ELECTRIC CONSTRUCTION	82,945.63	ELEC CONSTRUCTION & MAINT
						PO 31300030161 Total	82,945.63	
CAROLINA POWER & SIGNALIZATION, LLC	31300030212	4/11/22				PAY APPLICATION FOR PREVIOUSLY APPROVED BPA 31300028191 FOR FY22 ANNUAL TRANSMISSION CONSTRUCTION FOR ELECTRIC CONSTRUCTION	82,893.27	ELEC CONSTRUCTION & MAINT
						PO 31300030212 Total	82,893.27	
CAROLINA POWER & SIGNALIZATION, LLC	31300030313	4/20/22				PAY APPLICATIONS ASSOCIATED WITH PREVIOUSLY APPROVED BPA 31300028195 FOR INSTALLATION OF MISCELLANEOUS ELECTRICAL SUBSTATIONS FY22	34,552.75	ELECTRIC ADMINISTRATION
CAROLINA POWER & SIGNALIZATION, LLC		4/20/22				PAY APPLICATIONS ASSOCIATED WITH PREVIOUSLY APPROVED BPA 31300028195 FOR INSTALLATION OF MISCELLANEOUS ELECTRICAL SUBSTATIONS FY22	38,529.25	ELECTRIC ADMINISTRATION
						PO 31300030313 Total	73,082.00	
CAROLINA POWER & SIGNALIZATION, LLC	31300030271	4/14/22				PAY APPLICATIONS ASSOCIATED WITH PREVIOUSLY APPROVED BPA 31300028195 FOR INSTALLATION OF MISCELLANEOUS ELECTRICAL SUBSTATIONS FY22	19,503.25	ELECTRIC ADMINISTRATION
CAROLINA POWER & SIGNALIZATION, LLC		4/14/22				PAY APPLICATIONS ASSOCIATED WITH PREVIOUSLY APPROVED BPA 31300028195 FOR INSTALLATION OF	28,199.50	ELECTRIC ADMINISTRATION

Purchase Order Detail Report

Supplier Name	PO Number	PO Date	PO Qty	Avg Unit Price	UOM	Item Description	PO Amount	Department
						MISCELLANEOUS ELECTRICAL SUBSTATIONS FY22		
						PO 31300030271 Total	47,702.75	
CAROLINA POWER & SIGNALIZATION, LLC	31300030225	4/11/22				PAY APPLICATIONS ASSOCIATED WITH PREVIOUSLY APPROVED BPA 31300028195 FOR INSTALLATION OF MISCELLANEOUS ELECTRICAL SUBSTATIONS FY22	31,553.00	ELECTRIC ADMINISTRATION
						PO 31300030225 Total	31,553.00	
CAROLINA POWER & SIGNALIZATION, LLC	31300030211	4/11/22				PAY APPLICATION FOR PREVIOUSLY APPROVED BPA 31300028191 FOR FY22 ANNUAL TRANSMISSION CONSTRUCTION FOR ELECTRIC CONSTRUCTION	1,320.00	ELEC CONSTRUCTION & MAINT
CAROLINA POWER & SIGNALIZATION, LLC		4/11/22				PAY APPLICATION FOR PREVIOUSLY APPROVED BPA 31300028191 FOR FY22 ANNUAL TRANSMISSION CONSTRUCTION FOR ELECTRIC CONSTRUCTION	21,084.25	ELEC CONSTRUCTION & MAINT
						PO 31300030211 Total	22,404.25	
						CAROLINA POWER & SIGNALIZATION, LLC Total	528,668.31	

Supplier Name	PO Number	PO Date	PO Qty	Avg Unit Price	UOM	Item Description	PO Amount	Department
CDM SMITH	31300019255	4/14/22				FOURTH AMENDMENT TO SERVICE AGREEMENT 31300019255 FOR PROFESSIONAL SERVICES RELATED TO THE CONTINUED ASSISTANCE WITH THE DEVELOPMENT OF WATER RESOURCES? ASSET MANAGEMENT PROGRAM	140,000.00	WATER RESOURCES ENGINEERING
						PO 31300019255 Total	140,000.00	
CDM SMITH	31300030407	4/29/22				REPS Renewable Generation Supplemental Study Phase 1B	26,500.00	ELECTRIC ADMINISTRATION
						PO 31300030407 Total	26,500.00	
						CDM SMITH Total	166,500.00	

Supplier Name	PO Number	PO Date	PO Qty	Avg Unit Price	UOM	Item Description	PO Amount	Department
CENTURYLINK COMMUNICATIONS LLC	31300028400	4/20/22				TO ADD ADDITIONAL FUNDS TO CENTURY LINK BLANKET PO# 31300028400	20,000.00	TELECOMMUNICATIONS
						PO 31300028400 Total	20,000.00	
						CENTURYLINK COMMUNICATIONS LLC Total	20,000.00	

Supplier Name	PO Number	PO Date	PO Qty	Avg Unit Price	UOM	Item Description	PO Amount	Department
CH2M HILL NORTH CAROLINA, INC.	31300030384	4/27/22				SERVICE AGREEMENT TO PROVIDE TECHNICAL CONSULTING SERVICES FOR THE GLENVILLE LAKE PUBLIC USE ASSESSMENT PROJECT	15,000.00	WATER ADMINISTRATION
						PO 31300030384 Total	15,000.00	
						CH2M HILL NORTH CAROLINA, INC. Total	15,000.00	

Supplier Name	PO Number	PO Date	PO Qty	Avg Unit Price	UOM	Item Description	PO Amount	Department
CINTAS CORPORATION	31300028009	4/20/22				BLANKET PURCHASE ORDER FOR ROCKFISH OPERATORS UNIFORMS FOR THE PERIOD OF APRIL 2022	2,500.00	ROCKFISH CK WTR RECLAM. FACIL.

Purchase Order Detail Report

Supplier Name	PO Number	PO Date	PO Qty	Avg Unit Price	UOM	Item Description	PO Amount	Department
						THROUGH JUNE 2022.		
						PO 31300028009 Total	2,500.00	
CINTAS CORPORATION	31300028008	4/20/22				BLANKET PURCHASE ORDER FOR CROSS CREEK OPERATORS UNIFORM RENTAL FOR THE PERIOD OF APRIL 2022 THROUGH JUNE 2022.	2,500.00	CROSS CK WTR RECLAMATION FACIL
						PO 31300028008 Total	2,500.00	
CINTAS CORPORATION	31300030361	4/25/22				UNIFORMS AND JACKETS FOR PROCUREMENT STAFF	1,000.00	PROCUREMENT
						PO 31300030361 Total	1,000.00	
						CINTAS CORPORATION Total	6,000.00	

Supplier Name	PO Number	PO Date	PO Qty	Avg Unit Price	UOM	Item Description	PO Amount	Department
CITY OF FAYETTEVILLE	31300030299	4/20/22				PAY APPLICATION FOR PAYMENT OF INVOICE TO BPA#31300028212 FOR COF EXCAVATION AND DEGRADATION FEES FOR WRC FOR THE PERIOD OF JULY 2021 THROUGH JUNE 2022	4,989.38	WATER CONST & MAINT
CITY OF FAYETTEVILLE		4/20/22				PAY APPLICATION FOR PAYMENT OF INVOICE TO BPA#31300028212 FOR COF EXCAVATION AND DEGRADATION FEES FOR WRC FOR THE PERIOD OF JULY 2021 THROUGH JUNE 2022	10,957.00	WASTEWATER CONST. & MAINT.
						PO 31300030299 Total	15,946.38	
CITY OF FAYETTEVILLE	31300030312	4/20/22				PAY APPLICATIONS FOR PAYMENT OF INVOICES UNDER PREVIOUSLY APPROVED BPA#31300028330 FOR EXCAVATION AND DEGRADATION FEES RELATED TO WATER MAIN REHAB PROGRAM FOR WRE FOR JULY 2021 THROUGH JUNE 2022	8,583.36	NO SPECIFIC DEPARTMENT
						PO 31300030312 Total	8,583.36	
						CITY OF FAYETTEVILLE Total	24,529.74	

Supplier Name	PO Number	PO Date	PO Qty	Avg Unit Price	UOM	Item Description	PO Amount	Department
CLASSIC AUTOMATION LLC	31300030336	4/21/22	1.00	1,790.00	EA	MODULE,ANALOG INPUT SLAVE, IMASI13	1,790.00	OTHER DEDUCTIONS
						PO 31300030336 Total	1,790.00	
						CLASSIC AUTOMATION LLC Total	1,790.00	

Supplier Name	PO Number	PO Date	PO Qty	Avg Unit Price	UOM	Item Description	PO Amount	Department
CLOVERLEAF TOOL CO	31300030221	4/11/22				PAY APPLICATIONS UNDER PREVIOUSLY APPROVED BPA#31300028436 FOR REPLACEMENT/REPAIR PARTS FOR SANITARY SEWER CLEANING AND CCTV INSPECTION EQUIPMENT FOR WRC	435.61	WASTEWATER CONST. & MAINT.
						PO 31300030221 Total	435.61	
						CLOVERLEAF TOOL CO Total	435.61	

Purchase Order Detail Report

Supplier Name	PO Number	PO Date	PO Qty	Avg Unit Price	UOM	Item Description	PO Amount	Department
CONSOLIDATED ELECTRICAL DIST., INC.	31300030320	4/20/22				FOUR (4) HH2221550EXU120-277VACGR - AT \$1,105.88 EACH.	4,423.52	GLENVILLE LK WTR TRMT FACILITY
						PO 31300030320 Total	4,423.52	
CONSOLIDATED ELECTRICAL DIST., INC.	31300030319	4/20/22				ONE (1) SQD - 8538SCW34V81AFF4G19H319P51P68TX22 - CLASS 8538 COMBO STARTER	2,746.04	GLENVILLE LK WTR TRMT FACILITY
						PO 31300030319 Total	2,746.04	
						CONSOLIDATED ELECTRICAL DIST., INC. Total	7,169.56	

Supplier Name	PO Number	PO Date	PO Qty	Avg Unit Price	UOM	Item Description	PO Amount	Department
CORE AND MAIN	31300030352	4/22/22	135.00	10.60	EA	INSERT, 3/4" PEP X 3/4" MIP, NO LEAD, ?FORD ONLY?	1,431.00	OTHER DEDUCTIONS
CORE AND MAIN		4/22/22	43.00	59.15	EA	LOCKVALVE, 1", COP, NO LEAD	2,543.45	OTHER DEDUCTIONS
						PO 31300030352 Total	3,974.45	
CORE AND MAIN	31300030261	4/14/22	392.00	7.88	FT	PIPE, PVC, 6", SEWER, SDR 26, 14' SECTIONS	3,088.96	OTHER DEDUCTIONS
						PO 31300030261 Total	3,088.96	
CORE AND MAIN	31300030328	4/21/22				ICS 575827 695XL-16PG SAW PKG W/16" FORCE4 GUIDBAR & POWER GRIT XL CHAIN	2,659.50	WATER/WASTEWATER FAC MNT
						PO 31300030328 Total	2,659.50	
CORE AND MAIN	31300030141	4/1/22	41.00	3.40	EA	NIPPLE, BRASS, 3/4" X 3"	139.40	OTHER DEDUCTIONS
CORE AND MAIN		4/1/22	43.00	5.32	EA	NIPPLE, BRASS, 3/4" X 5"	228.76	OTHER DEDUCTIONS
CORE AND MAIN		4/1/22	115.00	16.31	EA	INSERT, 1" PEP X 1" PEP, NO LEAD, ?FORD ONLY?	1,875.65	OTHER DEDUCTIONS
						PO 31300030141 Total	2,243.81	
CORE AND MAIN	31300030388	4/28/22	30.00	7.50	EA	CAP, SOCKET, FOR 2" PVC PIPE, SCH 80	225.00	OTHER DEDUCTIONS
CORE AND MAIN		4/28/22	6.00	103.14	EA	SADDLE,SERV.,12"X1",CC,C-900,DI,AC, "OD 13.20-14.38"	618.84	OTHER DEDUCTIONS
CORE AND MAIN		4/28/22	1200.00	0.62	FT	PIPE, PVC, 1", PE 3406, 200 PSI, 300', SID R7	744.00	OTHER DEDUCTIONS
						PO 31300030388 Total	1,587.84	
CORE AND MAIN	31300030324	4/20/22	34.00	43.75	EA	RING, DONUT, 6", (G-48), W/CONSHIELD	1,487.50	OTHER DEDUCTIONS
						PO 31300030324 Total	1,487.50	
CORE AND MAIN	31300030272	4/14/22	8.00	76.13	EA	ROD, 4FT MIGHTY PROBE	609.04	OTHER DEDUCTIONS
						PO 31300030272 Total	609.04	
CORE AND MAIN	31300030174	4/6/22	50.00	11.60	EA	PRECAST CONCRETE VALVE BOX RING	580.00	OTHER DEDUCTIONS
						PO 31300030174 Total	580.00	
CORE AND MAIN	31300030284	4/18/22	2.00	239.95	EA	CUTTER, HOLE SAW, 4-1/2", SILVER DIAMOND	479.90	OTHER DEDUCTIONS
						PO 31300030284 Total	479.90	
CORE AND MAIN	31300030276	4/14/22	23.00	3.65	EA	NIPPLE, BRASS, 1" X 2"	83.95	OTHER DEDUCTIONS
						PO 31300030276 Total	83.95	
						CORE AND MAIN Total	16,794.95	

Supplier Name	PO Number	PO Date	PO Qty	Avg Unit Price	UOM	Item Description	PO Amount	Department
CORPORATE INTERIORS & SALES	31300030381	4/27/22				CORP INTERIOR-PURCHASE (2) OFFICE STAR #75-37A773 BIG AND TALL BLACK MESH BLACK CHAIR/BLACK MESH - EC-OQUINN AND JERNIGAN	1,200.00	ELEC CONSTRUCTION & MAINT
						PO 31300030381 Total	1,200.00	
CORPORATE INTERIORS & SALES	31300030248	4/14/22				CORPORATE INTERIORS-PURCHASE SIT TO STAND DESK	726.44	RATES

Purchase Order Detail Report

Supplier Name	PO Number	PO Date	PO Qty	Avg Unit Price	UOM	Item Description	PO Amount	Department
						(S2S-BLK & SENA-BLK) FOR JOSIE TITUS		
						PO 31300030248 Total	726.44	
CORPORATE INTERIORS & SALES	31300030243	4/13/22				CORPORATE INTERIORS-PURCHASE A BLACK ZODY CHAIR SZT-20-411MA1	707.59	WATER RESOURCES ENGINEERING
						PO 31300030243 Total	707.59	
CORPORATE INTERIORS & SALES	31300030238	4/13/22				CORPORATE INTERIORS-TO PURCHASE OFFICE STAR #75-37A773 BIG AND TALL BLACK MESH CHAIR -TREVOR JACOBS	600.00	ELECTRICAL ENGINEERING
						PO 31300030238 Total	600.00	
CORPORATE INTERIORS & SALES	31300030223	4/11/22				CORPORATE INTERIORS-TO PURCHASE OFFICE STAR #75-37A773 BIG AND TALL BLACK MESH CHAIR -PHILLIP PARKER	600.00	WATER CONST & MAINT
						PO 31300030223 Total	600.00	
						CORPORATE INTERIORS & SALES Total	3,834.03	

Supplier Name	PO Number	PO Date	PO Qty	Avg Unit Price	UOM	Item Description	PO Amount	Department
CROWN FORD	31300027899	4/13/22				Blanket PO for Parts from CROWN FORD 0152.640020	4,000.00	FLEET MAINTENANCE
						PO 31300027899 Total	4,000.00	
						CROWN FORD Total	4,000.00	

Supplier Name	PO Number	PO Date	PO Qty	Avg Unit Price	UOM	Item Description	PO Amount	Department
CRUCO MILL & INDUSTRIAL SUPPLY, LLC	31300028122	4/21/22				BLANKET PURCHASE ORDER TO PROVIDE VARIOUS LUBRICATION PRODUCTS FOR EQUIPMENT AT BOTH WATER AND WASTEWATER FACILITIES FOR THE PERIOD APRIL 2022 THROUGH JUNE 2022.	5,000.00	WATER/WASTEWATER FAC MNT
						PO 31300028122 Total	5,000.00	
						CRUCO MILL & INDUSTRIAL SUPPLY, LLC Total	5,000.00	

Supplier Name	PO Number	PO Date	PO Qty	Avg Unit Price	UOM	Item Description	PO Amount	Department
CUES, INC.	31300030199	4/8/22				PAY APPLICATIONS UNDER PREVIOUSLY APPROVED BPA#31300028432 FOR CAMERA SYSTEM REPAIRS PARTS FOR WRC	1,441.51	WASTEWATER CONST. & MAINT.
						PO 31300030199 Total	1,441.51	
CUES, INC.	31300030200	4/8/22				PAY APPLICATIONS UNDER PREVIOUSLY APPROVED BPA#31300028432 FOR CAMERA SYSTEM REPAIRS PARTS FOR WRC	147.71	WASTEWATER CONST. & MAINT.
						PO 31300030200 Total	147.71	
						CUES, INC. Total	1,589.22	

Supplier Name	PO Number	PO Date	PO Qty	Avg Unit Price	UOM	Item Description	PO Amount	Department
D4ENERGYSOLUTIONS LLC	31300030305	4/20/22				Transformer specifications assistance for GSU and Power Distribution transformer	3,000.00	SUBSTATIONS

## Purchase Order Detail Report

Supplier Name	PO Number	PO Date	PO Qty	Avg Unit Price	UOM	Item Description	PO Amount	Department
						PO 31300030305 Total	3,000.00	
						D4ENERGYSOLUTIONS LLC Total	3,000.00	
Supplier Name	PO Number	PO Date	PO Qty	Avg Unit Price	UOM	Item Description	PO Amount	Department
DELL MARKETING L.P.	31300030380	4/27/22	10.00	31.07	EA	MOUSE, DELL, WIRELESS KEYBOARD	310.70	OTHER DEDUCTIONS
DELL MARKETING L.P.		4/27/22	15.00	290.25	EA	MONITOR, DELL, 24 INCH	4,353.75	OTHER DEDUCTIONS
DELL MARKETING L.P.		4/27/22	10.00	2,430.72	EA	LAPTOP, DELL, LATITUDE 5420 RUGGED	24,307.20	OTHER DEDUCTIONS
						PO 31300030380 Total	28,971.65	
DELL MARKETING L.P.	31300030350	4/22/22				DELL.COM - (2) POWEREDGE R7515 (COMMVAULT SERVERS)	25,608.62	INFORMATION SYSTEMS
						PO 31300030350 Total	25,608.62	
DELL MARKETING L.P.	31300030167	4/6/22				DELL.COM - (1) LATITUDE 5520 FOR DANIEL VINSON	2,486.72	SUBSTATIONS
						PO 31300030167 Total	2,486.72	
						DELL MARKETING L.P. Total	57,066.99	
Supplier Name	PO Number	PO Date	PO Qty	Avg Unit Price	UOM	Item Description	PO Amount	Department
DEZURIK, INC.	31300030140	4/1/22	1.00	4,438.00	EA	VALVE, AIR RELIEF, C/T, 6" APCO, MD# 1206	4,438.00	OTHER DEDUCTIONS
						PO 31300030140 Total	4,438.00	
						DEZURIK, INC. Total	4,438.00	
Supplier Name	PO Number	PO Date	PO Qty	Avg Unit Price	UOM	Item Description	PO Amount	Department
DIAMOND BLADE WAREHOUSE	31300030285	4/26/22	300.00	7.10	EA	BLADE, 9? CUTTING WHEEL, METAL, (STIHL ONLY) PART# 0835-012-8000	2,130.00	OTHER DEDUCTIONS
DIAMOND BLADE WAREHOUSE		4/26/22	300.00	10.50	EA	BLADE, 14? CUTTING WHEEL, CONCRETE, (STIHL ONLY) PART# 0835-020-8001	3,150.00	OTHER DEDUCTIONS
DIAMOND BLADE WAREHOUSE		4/26/22	300.00	10.50	EA	BLADE, 14? CUTTING WHEEL, METAL, (STIHL ONLY) PART# 0835-010-8001	3,150.00	OTHER DEDUCTIONS
DIAMOND BLADE WAREHOUSE		4/18/22	120.00	312.00	EA	BLADE, 14" DIAMOND WHEEL, ALL PURPOSE, (STIHL ONLY) PART #0835-094-8001	37,440.00	OTHER DEDUCTIONS
						PO 31300030285 Total	45,870.00	
						DIAMOND BLADE WAREHOUSE Total	45,870.00	
Supplier Name	PO Number	PO Date	PO Qty	Avg Unit Price	UOM	Item Description	PO Amount	Department
DIAMOND CONSTRUCTORS, INC.	31300030379	4/27/22				PAY APP FOR PAYMENT OF INVOICES FOR ON-CALL ASPHALT/CONCRETE PATCHING UNDER PREVIOUSLY APPROVED BPA 31300028198 FOR ELECTRIC CONSTRUCTION	2,700.00	ELEC CONSTRUCTION & MAINT
						PO 31300030379 Total	2,700.00	
						DIAMOND CONSTRUCTORS, INC. Total	2,700.00	

Purchase Order Detail Report

Supplier Name	PO Number	PO Date	PO Qty	Avg Unit Price	UOM	Item Description	PO Amount	Department
DILLON SUPPLY COMPANY	31300030334	4/21/22	504.00	3.88	CS	WATER, BOTTLED, EMERGENCY SUPPORT	1,955.52	OTHER DEDUCTIONS
						PO 31300030334 Total	1,955.52	
DILLON SUPPLY COMPANY	31300030321	4/20/22	4.00	219.65	EA	LADDER, 20', FIBERGLASS EXTENSION	878.60	OTHER DEDUCTIONS
						PO 31300030321 Total	878.60	
DILLON SUPPLY COMPANY	31300030323	4/20/22	10.00	23.97	EA	STRAP, RATCHET, 2" X 30", HEAVY DUTY, BS=11000LBS	239.68	OTHER DEDUCTIONS
DILLON SUPPLY COMPANY		4/20/22	6.00	98.69	EA	STRAP,RATCHET,4"X30',HEAVY DUTY,BS=24000LBS	592.14	OTHER DEDUCTIONS
						PO 31300030323 Total	831.82	
DILLON SUPPLY COMPANY	31300030311	4/20/22	13.00	40.86	EA	RATCHET, 1/2" DRIVE	531.18	OTHER DEDUCTIONS
						PO 31300030311 Total	531.18	
DILLON SUPPLY COMPANY	31300030386	4/28/22	4.00	9.98	EA	WRENCHES, ALLEN, FLD HK	39.92	OTHER DEDUCTIONS
DILLON SUPPLY COMPANY		4/28/22	9.00	44.96	EA	WRENCH, ADJUSTABLE, 12"	404.64	OTHER DEDUCTIONS
						PO 31300030386 Total	444.56	
DILLON SUPPLY COMPANY	31300030371	4/27/22	12.00	19.30	EA	HACKSAW, HIGH TENSION, 12", BI-METAL	231.57	OTHER DEDUCTIONS
						PO 31300030371 Total	231.57	
						DILLON SUPPLY COMPANY Total	4,873.25	

Supplier Name	PO Number	PO Date	PO Qty	Avg Unit Price	UOM	Item Description	PO Amount	Department
DUNCAN-PARNELL, INC.	31300030231	4/12/22				Trimble R2 RTK Rover Kit TSC5 with carry case and accessories per the attached Duncan Parnell Quote No. Q-11928 dated 3/21/2022	16,675.62	ELECTRICAL ENGINEERING
PO 31300030231 Total							16,675.62	
DUNCAN-PARNELL, INC. Total							16,675.62	

Supplier Name	PO Number	PO Date	PO Qty	Avg Unit Price	UOM	Item Description	PO Amount	Department
ELECTRIC POWER SYSTEMS INTERNATIONAL, INC	31300030331	4/21/22				REMAINING FUNDS FROM PO 31300027526 FOR SERVICE AGREEMENT TO PROVIDE POWER PROTECTION AND POWER MONITOR UPGRADES IN ACCORDANCE WITH PWC2021040 - RFP FOR MOTOR PROTECTION AND POWER MONITOR UPGRADES (0632)	403.14	PROCUREMENT
ELECTRIC POWER SYSTEMS INTERNATIONAL, INC		4/21/22				REMAINING FUNDS FROM PO 31300027526 FOR SERVICE AGREEMENT TO PROVIDE POWER PROTECTION AND POWER MONITOR UPGRADES IN ACCORDANCE WITH PWC2021040 - RFP FOR MOTOR PROTECTION AND POWER MONITOR UPGRADES (0640)	5,194.51	CROSS CK WTR RECLAMATION FACIL
ELECTRIC POWER SYSTEMS INTERNATIONAL, INC		4/21/22				REMAINING FUNDS FROM PO 31300027526 FOR SERVICE AGREEMENT TO PROVIDE POWER PROTECTION AND POWER MONITOR UPGRADES IN ACCORDANCE WITH PWC2021040 - RFP FOR MOTOR PROTECTION AND POWER MONITOR UPGRADES (0620)	66,265.86	WATER CONST & MAINT
						PO 31300030331 Total	71,863.51	
						ELECTRIC POWER SYSTEMS INTERNATIONAL, INC Total	71,863.51	

Purchase Order Detail Report

Supplier Name	PO Number	PO Date	PO Qty	Avg Unit Price	UOM	Item Description	PO Amount	Department
ELECTRICITIES OF NC INC	31300030237	4/13/22				Modules for apprenticeship training	3,000.00	SUBSTATIONS
						PO 31300030237 Total	3,000.00	
						ELECTRICITIES OF NC INC Total	3,000.00	
Supplier Name	PO Number	PO Date	PO Qty	Avg Unit Price	UOM	Item Description	PO Amount	Department
EMED COMPANY, INC.	31300030393	4/28/22	200.00	2.14	EA	TAGS, "DANGER-DO NOT OPERATE", WITH PLASTIC COVER	428.96	OTHER DEDUCTIONS
						PO 31300030393 Total	428.96	
EMED COMPANY, INC.	31300030339	4/21/22	200.00	0.82	EA	TAGS, "DANGER-DO NOT OPERATE", WITH PLASTIC COVER	164.00	OTHER DEDUCTIONS
						PO 31300030339 Total	164.00	
						EMED COMPANY, INC. Total	592.96	
Supplier Name	PO Number	PO Date	PO Qty	Avg Unit Price	UOM	Item Description	PO Amount	Department
ENVIRONMENTAL HYDROGEOLOGICAL CONSULTANTS, INC.	31300028068	4/6/22				FIRST AMENDMENT TO SERVICE AGREEMENT TO ADD FUNDS \$38,000 FOR EMERGENCY RESPONSE AN SPILL MITIGATION SERVICES AND TO CHANGE THE END DATE TO DECEMBER 31 2022	38,000.00	ENVIRONMENTAL COMPLIANCE
						PO 31300028068 Total	38,000.00	
ENVIRONMENTAL HYDROGEOLOGICAL CONSULTANTS, INC.	31300030400	4/28/22				EHC-PRESSURE WASH AND COLLECTION OF ALL STAINED AREAS IN CSC DRIVE THRU AND SIDEWALKS	4,950.00	GENERAL & ADMINISTRATIVE
						PO 31300030400 Total	4,950.00	
						ENVIRONMENTAL HYDROGEOLOGICAL CONSULTANTS, INC. Total	42,950.00	
Supplier Name	PO Number	PO Date	PO Qty	Avg Unit Price	UOM	Item Description	PO Amount	Department
ERMCO	31300028984	4/21/22	10.00	2,296.00	EA	TSFMR,PDMT,1-PH,25 KVA 24.94GRDY/14.4 X 12.47GRDY	22,960.00	ELEC CONSTRUCTION & MAINT
						PO 31300028984 Total	22,960.00	
						ERMCO Total	22,960.00	
Supplier Name	PO Number	PO Date	PO Qty	Avg Unit Price	UOM	Item Description	PO Amount	Department
ESCALENT, INC.	31300030157	4/4/22				SURVEY RESEARCH, ANALYSIS AND MANAGEMENT ADVISORY.	27,000.00	PROGRAMS CALL CENTER
						PO 31300030157 Total	27,000.00	
						ESCALENT, INC. Total	27,000.00	
Supplier Name	PO Number	PO Date	PO Qty	Avg Unit Price	UOM	Item Description	PO Amount	Department
EUCI	31300030234	4/12/22				VIRTUAL CONFERENCE WOMEN LEADERSHIP FROM JUNE 14 TO JUNE 15 2022	5,180.00	HUMAN RESOURCES
						PO 31300030234 Total	5,180.00	

Purchase Order Detail Report

Supplier Name	PO Number	PO Date	PO Qty	Avg Unit Price	UOM	Item Description	PO Amount	Department
						EUCI Total	5,180.00	
Supplier Name	PO Number	PO Date	PO Qty	Avg Unit Price	UOM	Item Description	PO Amount	Department
EVOQUA WATER TECHNOLOGIES LLC	31300030281	4/29/22				(EVOQUA) NEW QUTOE: 2022-527170 REF: PO 31300030281 ADDITIONAL COST.	1,530.00	STEAM PRODUCTION GENERATION
EVOQUA WATER TECHNOLOGIES LLC		4/14/22				(EVOQUA) FIELD SERVICE TECHNICIAN TO TROUBLESHOOT VFD AND CONTROLS ON BWGP RO SYSTEM. QUTOE: 2022-510719	3,700.00	STEAM PRODUCTION GENERATION
						PO 31300030281 Total	5,230.00	
						EVOQUA WATER TECHNOLOGIES LLC Total	5,230.00	
Supplier Name	PO Number	PO Date	PO Qty	Avg Unit Price	UOM	Item Description	PO Amount	Department
FASTENAL COMPANY	31300027884	4/28/22				Blanket PO for shop supplies from Fastenal 0106	3,000.00	FLEET MAINTENANCE
						PO 31300027884 Total	3,000.00	
FASTENAL COMPANY	31300030356	4/22/22				TO PURCHASE VARIOUS LIFT STATION MATERIALS (NUTS, BOLTS, ECT.) IN ACCORDANCE WITH QUOTE # 124256.	2,617.44	WASTEWATER CONST. & MAINT.
						PO 31300030356 Total	2,617.44	
FASTENAL COMPANY	31300030280	4/14/22	113.00	23.00	BOX	GLOVES, NITRILE, POWDER FREE, XX-LARGE	2,599.00	OTHER DEDUCTIONS
						PO 31300030280 Total	2,599.00	
FASTENAL COMPANY	31300030307	4/20/22	90.00	7.23	BX	RAGS,MANUFACTURED,9-3/4" X 16-3/4"	650.64	OTHER DEDUCTIONS
						PO 31300030307 Total	650.64	
FASTENAL COMPANY	31300030274	4/14/22	72.00	3.24	EA	PAINT, MARKING, BLUE	233.56	OTHER DEDUCTIONS
						PO 31300030274 Total	233.56	
FASTENAL COMPANY	31300030240	4/13/22	1100.00	0.17	EA	NUT, WIRE, RED	192.39	OTHER DEDUCTIONS
						PO 31300030240 Total	192.39	
FASTENAL COMPANY	31300030390	4/28/22	18.00	4.92	EA	PAINT, LIGHT GRAY,GLOSS, ANSI 70, 12 OZ. SPRAY	88.60	OTHER DEDUCTIONS
						PO 31300030390 Total	88.60	
FASTENAL COMPANY	31300030309	4/20/22	40.00	2.10	EA	BATTERY, "9V", ALKALINE	83.92	OTHER DEDUCTIONS
						PO 31300030309 Total	83.92	
						FASTENAL COMPANY Total	9,465.55	
Supplier Name	PO Number	PO Date	PO Qty	Avg Unit Price	UOM	Item Description	PO Amount	Department
FAY BLOCK MATERIALS	31300030333	4/21/22	4360.00	0.85	EA	BRICK, SOLID CONCRETE, 2-1/4"	3,706.00	OTHER DEDUCTIONS
						PO 31300030333 Total	3,706.00	
						FAY BLOCK MATERIALS Total	3,706.00	
Supplier Name	PO Number	PO Date	PO Qty	Avg Unit Price	UOM	Item Description	PO Amount	Department
FAYETTEVILLE LANDSCAPING AND LAWN CARE, INC.	31300030370	4/27/22				SERVICE AGREEMENT TO PROVIDE DEBRIS REMOVAL AND LANDSCAPING SERVICE FOR THE P.O. HOFFER WTP	6,375.00	PO HOFFER WATER TRMT FACILITY

Purchase Order Detail Report

Supplier Name	PO Number	PO Date	PO Qty	Avg Unit Price	UOM	Item Description	PO Amount	Department
						PO 31300030370 Total	6,375.00	
FAYETTEVILLE LANDSCAPING AND LAWN CARE, INC.	31300030406	4/29/22				SERVICE AGREEMENT TO PROVIDE IRRIGATION SYSTEM REPAIRS	2,000.00	WASTEWATER CONST. & MAINT.
						PO 31300030406 Total	2,000.00	
						FAYETTEVILLE LANDSCAPING AND LAWN CARE, INC. Total	8,375.00	

Supplier Name	PO Number	PO Date	PO Qty	Avg Unit Price	UOM	Item Description	PO Amount	Department
FAYETTEVILLE STEEL	31300027896	4/6/22				Blanket PO for Parts/Supplies from Fayetteville Steel 0152.640020	1,250.00	FLEET MAINTENANCE
FAYETTEVILLE STEEL		4/20/22				Blanket PO for Parts/Supplies from Fayetteville Steel 0152.640020	3,500.00	FLEET MAINTENANCE
						PO 31300027896 Total	4,750.00	
FAYETTEVILLE STEEL	31300030149	4/4/22				FAYETTEVILLE STEELE..1PC 6X6X1/2 STEEL ANGLE FAB TO SPEC FOR 98"X73" ANGLE FRAME.2PC 6X6X1/2 STEEL ANGLE FAB TO SPEC FOR 72"X44" ANGLE FRAME	3,510.00	ELEC CONSTRUCTION & MAINT
						PO 31300030149 Total	3,510.00	
FAYETTEVILLE STEEL	31300030146	4/1/22	500.00	1.25	FT	REBAR, 1/2", #4, 20' LENGTHS	625.00	OTHER DEDUCTIONS
						PO 31300030146 Total	625.00	
						FAYETTEVILLE STEEL Total	8,885.00	

Supplier Name	PO Number	PO Date	PO Qty	Avg Unit Price	UOM	Item Description	PO Amount	Department
FERGUSON ENTERPRISES LLC	31300030172	4/6/22	75.00	74.49	EA	COUPLING, 1" x 12", METER, NO LEAD	5,586.75	OTHER DEDUCTIONS
FERGUSON ENTERPRISES LLC		4/6/22	370.00	16.28	EA	INSERT, 1" MIP X 1" PEP, NO LEAD, ?FORD ONLY?	6,023.60	OTHER DEDUCTIONS
PO 31300030172 Total						11,610.35		
FERGUSON ENTERPRISES LLC	31300030177	4/6/22	6.00	33.50	EA	CUTTER, CU, TUBING	201.00	OTHER DEDUCTIONS
PO 31300030177 Total						201.00		
FERGUSON ENTERPRISES LLC Total						11,811.35		

Supplier Name	PO Number	PO Date	PO Qty	Avg Unit Price	UOM	Item Description	PO Amount	Department
FIELDTEX PRODUCTS, INC.	31300030335	4/21/22	320.00	34.25	EA	KIT, FIRST AID, LOGGERS, STD. 1910.266 APP:A	10,960.00	OTHER DEDUCTIONS
						PO 31300030335 Total	10,960.00	
						FIELDTEX PRODUCTS, INC. Total	10,960.00	

Supplier Name	PO Number	PO Date	PO Qty	Avg Unit Price	UOM	Item Description	PO Amount	Department
FLEMING & ASSOCIATES PA	31300030137	4/1/22				SERVICE AGREEMENT FOR TO PROVIDE ENGINEERING DESIGN SERVICES AND CONSTRUCTION MANAGMENT FOR THE INTERIOR RE-PAINT OF THE CLIFFDALE ROAD (1MG) ELEVATED TANK	25,000.00	WATER CONST & MAINT
						PO 31300030137 Total	25,000.00	
FLEMING & ASSOCIATES PA	31300030138	4/1/22				SERVICE AGREEMENT FOR TO PROVIDE ENGINEERING DESIGN SERVICES AND CONSTRUCTION MANAGMENT	20,000.00	WATER CONST & MAINT

Purchase Order Detail Report

Supplier Name	PO Number	PO Date	PO Qty	Avg Unit Price	UOM	Item Description	PO Amount	Department
						FOR THE EXTERIOR RE-PAINT OF THE GLENNVILLE LAKE WTP CLEARWELL #2 (1.50MG)		
						PO 31300030138 Total	20,000.00	
						FLEMING & ASSOCIATES PA Total	45,000.00	

Supplier Name	PO Number	PO Date	PO Qty	Avg Unit Price	UOM	Item Description	PO Amount	Department
FORMS & SUPPLY, INC.	31300028541	4/6/22				ADDITIONAL FUNDS TO BE ADDED TO PO31300028541 FOR OFFICIE SUPPLIES	1,600.00	HUMAN RESOURCES
						PO 31300028541 Total	1,600.00	
						FORMS & SUPPLY, INC. Total	1,600.00	

Supplier Name	PO Number	PO Date	PO Qty	Avg Unit Price	UOM	Item Description	PO Amount	Department
FORTILINE WATERWORKS	31300030389	4/28/22	1.00	196.00	EA	TEE, CI, 4" X 4" X 4", FLANGED	196.00	OTHER DEDUCTIONS
						PO 31300030389 Total	196.00	
FORTILINE WATERWORKS	31300030175	4/6/22	1.00	172.00	EA	TEE, CI, 8" X 8" X 6", MJ	172.00	OTHER DEDUCTIONS
						PO 31300030175 Total	172.00	
						FORTILINE WATERWORKS Total	368.00	

Supplier Name	PO Number	PO Date	PO Qty	Avg Unit Price	UOM	Item Description	PO Amount	Department
FOX ROTHSCHILD, LLP	31300030391	4/28/22				SERVICE AGREEMENT FOX ROTHSCHILD FOR THE DAEDALUS CHARLOTTE PDR PROJECT	15,000.00	LEGAL ADMINISTRATION
						PO 31300030391 Total	15,000.00	
						FOX ROTHSCHILD, LLP Total	15,000.00	

Supplier Name	PO Number	PO Date	PO Qty	Avg Unit Price	UOM	Item Description	PO Amount	Department
FROEHLING & ROBERTSON INC	31300030402	4/29/22				PAY APPLICATION FOR INVOICES UNDER PREVIOUSLY APPROVED BPA#31300024917 FOR COMPACTION TESTING FOR EXCAVATIONS ON CITY STREETS FOR W/R DEPARTMENT	379.90	WATER CONST & MAINT
FROEHLING & ROBERTSON INC		4/29/22				PAY APPLICATION FOR INVOICES UNDER PREVIOUSLY APPROVED BPA#31300024917 FOR COMPACTION TESTING FOR EXCAVATIONS ON CITY STREETS FOR W/R DEPARTMENT	9,117.60	WASTEWATER CONST. & MAINT.
						PO 31300030402 Total	9,497.50	
FROEHLING & ROBERTSON INC	31300030318	4/20/22				PAY APPLICATIONS UNDER PREVIOUSLY APPROVED BPA#31300028217 FOR MATERIAL TESTING AS PART OF PWC'S ON-GOING WATER MAIN REHABILITATION PROJECT	725.00	NO SPECIFIC DEPARTMENT
						PO 31300030318 Total	725.00	
						FROEHLING & ROBERTSON INC Total	10,222.50	

# Purchase Order Detail Report

Supplier Name	PO Number	PO Date	PO Qty	Avg Unit Price	UOM	Item Description	PO Amount	Department
FULLY MANAGED INC.	31300030189	4/7/22				FULLY MANAGED - SERVICENOW IT SERVICE MANAGEMENT FULFILLER LICENSE AND SUBSCRIPTION	19,680.00	TELECOMMUNICATIONS
						<b>PO 31300030189 Total</b>	<b>19,680.00</b>	
						<b>FULLY MANAGED INC. Total</b>	<b>19,680.00</b>	

Supplier Name	PO Number	PO Date	PO Qty	Avg Unit Price	UOM	Item Description	PO Amount	Department
GE INTERNATIONAL, INC.	31300030166	4/5/22	1.00	1,571.20	EA	COMBUSTION CAP & LINER, 353B4260G002, BLFN	1,571.20	OTHER DEDUCTIONS
GE INTERNATIONAL, INC.		4/5/22	1.00	1,571.20	EA	COMBUSTION CAP & LINER, 353B4260G004, BLFN	1,571.20	OTHER DEDUCTIONS
GE INTERNATIONAL, INC.		4/5/22	2.00	1,571.20	EA	COMBUSTION CAP & LINER, 353B4260G001, BLFN	3,142.40	OTHER DEDUCTIONS
GE INTERNATIONAL, INC.		4/5/22	6.00	1,571.20	EA	COMBUSTION CAP & LINER, 353B4260G003, BLFN	9,427.20	OTHER DEDUCTIONS
GE INTERNATIONAL, INC.		4/5/22	1.00	16,364.00	ST	TRANSITION PIECES (1 ST = 10) COMBUSTION, G/T	16,364.00	OTHER DEDUCTIONS
GE INTERNATIONAL, INC.		4/5/22	1.00	25,463.00	ST	NOZZLES,POWER,2ND STAGE,(1 ST=16), G/T'S	25,463.00	OTHER DEDUCTIONS
GE INTERNATIONAL, INC.		4/5/22	1.00	27,390.00	KT	BUCKET KIT, STAGE 2, PN# 361B6349G001, G/T'S	27,390.00	OTHER DEDUCTIONS
GE INTERNATIONAL, INC.		4/5/22	1.00	38,223.00	ST	NOZZLES, POWER, 1ST STAGE (1 ST=24), G/T'S	38,223.00	OTHER DEDUCTIONS
GE INTERNATIONAL, INC.		4/5/22	1.00	51,777.00	ST	BUCKET KIT, 1ST STAGE, 314B7158G013, G/T'S,(1 ST=120)	51,777.00	OTHER DEDUCTIONS
						PO 31300030166 Total	174,929.00	
GE INTERNATIONAL, INC.	31300030293	4/19/22	1.00	28,738.71	ST	SHROUD SET, 2ND STAGE, 5001, 339A9971G002, INCLUDE HARDWARE	28,738.71	OTHER DEDUCTIONS
GE INTERNATIONAL, INC.		4/19/22	1.00	30,707.89	ST	SHROUD SET, 5001 1ST STG, 339A9970G004	30,707.89	OTHER DEDUCTIONS
						PO 31300030293 Total	59,446.60	
						GE INTERNATIONAL, INC. Total	234,375.60	

Supplier Name	PO Number	PO Date	PO Qty	Avg Unit Price	UOM	Item Description	PO Amount	Department
GILBERT HORNER PAVING LLC	31300030359	4/22/22				PAY APPLICATIONS FOR PAYMENT OF INVOICES (ASPHALT PATCHING) UNDER PREVIOUSLY APPROVED BPA# 31300028032 VALID FOR WORK PERFORMED FOR W/R CONSTRUCTION DEPARTMENT FOR JULY 2021 THROUGH JUNE 2022	8,697.80	WATER ADMINISTRATION
						<b>PO 31300030359 Total</b>	<b>8,697.80</b>	
GILBERT HORNER PAVING LLC	31300030298	4/20/22				PAY APPLICATIONS FOR PAYMENT OF INVOICES (ASPHALT PATCHING) UNDER PREVIOUSLY APPROVED BPA# 31300028032 VALID FOR WORK PERFORMED FOR W/R CONSTRUCTION DEPARTMENT FOR JULY 2021 THROUGH JUNE 2022	3,597.65	WASTEWATER CONST. & MAINT.
						<b>PO 31300030298 Total</b>	<b>3,597.65</b>	
GILBERT HORNER PAVING LLC	31300030300	4/20/22				PAY APPLICATIONS FOR PAYMENT OF INVOICES (ASPHALT PATCHING) UNDER PREVIOUSLY APPROVED BPA# 31300028032 VALID FOR WORK PERFORMED FOR W/R CONSTRUCTION DEPARTMENT FOR JULY 2021 THROUGH JUNE 2022	3,511.47	WASTEWATER CONST. & MAINT.
						<b>PO 31300030300 Total</b>	<b>3,511.47</b>	
GILBERT HORNER PAVING LLC	31300030206	4/8/22				PAY APPLICATIONS FOR PAYMENT OF INVOICES (ASPHALT PATCHING) UNDER PREVIOUSLY APPROVED BPA# 31300028032 VALID FOR WORK PERFORMED FOR	2,741.13	WASTEWATER CONST. & MAINT.

Purchase Order Detail Report

Supplier Name	PO Number	PO Date	PO Qty	Avg Unit Price	UOM	Item Description	PO Amount	Department
						W/R CONSTRUCTION DEPARTMENT FOR JULY 2021 THROUGH JUNE 2022		
						PO 31300030206 Total	2,741.13	
GILBERT HORNER PAVING LLC	31300030301	4/20/22				PAY APPLICATIONS FOR PAYMENT OF INVOICES (ASPHALT PATCHING) UNDER PREVIOUSLY APPROVED BPA# 31300028032 VALID FOR WORK PERFORMED FOR W/R CONSTRUCTION DEPARTMENT FOR JULY 2021 THROUGH JUNE 2022	2,012.74	WATER CONST & MAINT
						PO 31300030301 Total	2,012.74	
						GILBERT HORNER PAVING LLC Total	20,560.79	
Supplier Name	PO Number	PO Date	PO Qty	Avg Unit Price	UOM	Item Description	PO Amount	Department
GRAINGER INDUSTRIAL SUPPLY	31300030322	4/20/22	6.00	242.49	EA	LADDER, STRAIGHT, FIBERGLASS, 12'	1,454.94	OTHER DEDUCTIONS
						PO 31300030322 Total	1,454.94	
GRAINGER INDUSTRIAL SUPPLY	31300030193	4/8/22	6.00	4.73	EA	BOTTLE, EYEWASH REPLACEMENT, 32 OZ.	28.38	OTHER DEDUCTIONS
						PO 31300030193 Total	28.38	
						GRAINGER INDUSTRIAL SUPPLY Total	1,483.32	
Supplier Name	PO Number	PO Date	PO Qty	Avg Unit Price	UOM	Item Description	PO Amount	Department
GREGORY POOLE EQUIPMENT CO.	31300030401	4/28/22				GREGORY POOLE-FURNISH AND INSTALL NEW MX250 CONTROLLER FOR AUTOMATIC TRANSFER SWITCH #2 (ATS-2) IN MECHANICAL ROOM	5,479.72	GENERAL & ADMINISTRATIVE
						PO 31300030401 Total	5,479.72	
						GREGORY POOLE EQUIPMENT CO. Total	5,479.72	
Supplier Name	PO Number	PO Date	PO Qty	Avg Unit Price	UOM	Item Description	PO Amount	Department
HACH COMPANY	31300030403	4/29/22				Line 1 2100Q01 2100Q Portable Turbidimeter 1Line 2 HQ440D Laboratory Dual Input, Multi-Parameter Meter - pH, Conductivity,Optical Dissolved Oxygen, ORP, and ISEL Line 3 DRB200-02 DRB200 Digital Reactor Block	5,884.48	LABORATORY
						PO 31300030403 Total	5,884.48	
HACH COMPANY	31300028235	4/1/22				FIRST AMENDMENT TO SERVICE AGREEMENT 31300028235 FOR PREVENTATIVE MAINTENANCE FOR MONOCHLORAMINE ANALYZERS FOR FY22.	1,939.06	GLENVILLE LK WTR TRMT FACILITY
						PO 31300028235 Total	1,939.06	
						HACH COMPANY Total	7,823.54	
Supplier Name	PO Number	PO Date	PO Qty	Avg Unit Price	UOM	Item Description	PO Amount	Department
HALL'S TREE SERVICE INC.	31300030198	4/8/22				PAY APPLICATIONS FOR PREVIOUSLY APPROVED BPA#31300030039 FOR SERVICE AGREEMENT FOR TREE AND STUMP REMOVAL SERVICES	1,000.00	WASTEWATER CONST. & MAINT.
						PO 31300030198 Total	1,000.00	

# Purchase Order Detail Report

Supplier Name	PO Number	PO Date	PO Qty	Avg Unit Price	UOM	Item Description	PO Amount	Department
						HALL'S TREE SERVICE INC. Total	1,000.00	
Supplier Name	PO Number	PO Date	PO Qty	Avg Unit Price	UOM	Item Description	PO Amount	Department
HAZEN AND SAWYER,P.C.	31300030360	4/22/22				FY22 FUNDS FOR SERVICE AGREEMENT TO PROVIDE ENGINEERING SERVICES FOR THE CROSS CREEK WRF IPS AND PS#3 REHABILITATION PROJECT	100,000.00	WATER ADMINISTRATION
						PO 31300030360 Total	100,000.00	
						HAZEN AND SAWYER,P.C. Total	100,000.00	
Supplier Name	PO Number	PO Date	PO Qty	Avg Unit Price	UOM	Item Description	PO Amount	Department
HIGHLAND PAVING CO., LLC	31300030233	4/12/22				BLANKET PURCHASE ORDER ESTIMATED AMOUNT FOR THE PURCHASE OF ASPHALT FOR USE BY WATER/SEWER CONSTRUCTION CREWS FOR THE PERIOD APRIL 2022 THROUGH JUNE 2022.	15,000.00	WASTEWATER CONST. & MAINT.
HIGHLAND PAVING CO., LLC		4/12/22				BLANKET PURCHASE ORDER ESTIMATED AMOUNT FOR THE PURCHASE OF ASPHALT FOR USE BY WATER/SEWER CONSTRUCTION CREWS FOR THE PERIOD APRIL 2022 THROUGH JUNE 2022.	15,000.00	WATER CONST & MAINT
						PO 31300030233 Total	30,000.00	
HIGHLAND PAVING CO., LLC	31300030340	4/21/22				BLANKET PURCHASE ORDER ESTIMATED AMOUNT FOR THE PURCHASE OF ASPHALT FOR USE BY WATER/SEWER CONSTRUCTION CREWS FOR THE PERIOD APRIL 2022 THROUGH JUNE 2022.	5,000.00	WASTEWATER CONST. & MAINT.
HIGHLAND PAVING CO., LLC		4/21/22				BLANKET PURCHASE ORDER ESTIMATED AMOUNT FOR THE PURCHASE OF ASPHALT FOR USE BY WATER/SEWER CONSTRUCTION CREWS FOR THE PERIOD APRIL 2022 THROUGH JUNE 2022.	5,000.00	WATER CONST & MAINT
						PO 31300030340 Total	10,000.00	
						HIGHLAND PAVING CO., LLC Total	40,000.00	
Supplier Name	PO Number	PO Date	PO Qty	Avg Unit Price	UOM	Item Description	PO Amount	Department
HOPE MILLS SAW AND MOWER, INC	31300030181	4/6/22	28.00	26.95	EA	FUEL, 2-CYCLE 50:1 MIX, ETHANOL-FREE 110 OZ	754.60	OTHER DEDUCTIONS
						PO 31300030181 Total	754.60	
						HOPE MILLS SAW AND MOWER, INC Total	754.60	
Supplier Name	PO Number	PO Date	PO Qty	Avg Unit Price	UOM	Item Description	PO Amount	Department
HUTCHENS LAW FIRM, LLP	31300030159	4/4/22				BLANKET PURCHASE AGREEMENT 31300028176 TO PROCESS PAY APPLICATIONS FROM PREVIOUSLY APPROVED BPA# 31300025611 FOR SERVICE AGREEMENT FOR CONDEMNATION FILINGS AND ASSOCIATED LEGAL SERVICES FOR ANNEXATION PROJECTS	40.00	NO SPECIFIC DEPARTMENT
HUTCHENS LAW FIRM, LLP		4/4/22				BLANKET PURCHASE AGREEMENT 31300028176 TO	40.00	NO SPECIFIC DEPARTMENT

Purchase Order Detail Report

Supplier Name	PO Number	PO Date	PO Qty	Avg Unit Price	UOM	Item Description	PO Amount	Department
	31300030159					PROCESS PAY APPLICATIONS FROM PREVIOUSLY APPROVED BPA# 31300025611 FOR SERVICE AGREEMENT FOR CONDEMNATION FILINGS AND ASSOCIATED LEGAL SERVICES FOR ANNEXATION PROJECTS		
HUTCHENS LAW FIRM, LLP		4/4/22				BLANKET PURCHASE AGREEMENT 31300028176 TO PROCESS PAY APPLICATIONS FROM PREVIOUSLY APPROVED BPA# 31300025611 FOR SERVICE AGREEMENT FOR CONDEMNATION FILINGS AND ASSOCIATED LEGAL SERVICES FOR ANNEXATION PROJECTS	125.00	NO SPECIFIC DEPARTMENT
HUTCHENS LAW FIRM, LLP		4/4/22				BLANKET PURCHASE AGREEMENT 31300028176 TO PROCESS PAY APPLICATIONS FROM PREVIOUSLY APPROVED BPA# 31300025611 FOR SERVICE AGREEMENT FOR CONDEMNATION FILINGS AND ASSOCIATED LEGAL SERVICES FOR ANNEXATION PROJECTS	250.00	NO SPECIFIC DEPARTMENT
HUTCHENS LAW FIRM, LLP		4/4/22				BLANKET PURCHASE AGREEMENT 31300028176 TO PROCESS PAY APPLICATIONS FROM PREVIOUSLY APPROVED BPA# 31300025611 FOR SERVICE AGREEMENT FOR CONDEMNATION FILINGS AND ASSOCIATED LEGAL SERVICES FOR ANNEXATION PROJECTS	328.13	NO SPECIFIC DEPARTMENT
HUTCHENS LAW FIRM, LLP		4/4/22				BLANKET PURCHASE AGREEMENT 31300028176 TO PROCESS PAY APPLICATIONS FROM PREVIOUSLY APPROVED BPA# 31300025611 FOR SERVICE AGREEMENT FOR CONDEMNATION FILINGS AND ASSOCIATED LEGAL SERVICES FOR ANNEXATION PROJECTS	404.75	NO SPECIFIC DEPARTMENT
HUTCHENS LAW FIRM, LLP		4/4/22				BLANKET PURCHASE AGREEMENT 31300028176 TO PROCESS PAY APPLICATIONS FROM PREVIOUSLY APPROVED BPA# 31300025611 FOR SERVICE AGREEMENT FOR CONDEMNATION FILINGS AND ASSOCIATED LEGAL SERVICES FOR ANNEXATION PROJECTS	725.00	NO SPECIFIC DEPARTMENT
						PO 31300030159 Total	1,912.88	
HUTCHENS LAW FIRM, LLP	31300030163	4/5/22				BLANKET PURCHASE AGREEMENT #31300028478 FOR SERVICE AGREEMENT FOR CONDEMNATIONS AND RELATED LEGAL SERVICES NEEDED FOR THE BRC SEWER OUTFALL AND LIFT STATION PROJECTS AS NEEDED	800.00	NO SPECIFIC DEPARTMENT
						PO 31300030163 Total	800.00	
						HUTCHENS LAW FIRM, LLP Total	2,712.88	

Purchase Order Detail Report

Supplier Name	PO Number	PO Date	PO Qty	Avg Unit Price	UOM	Item Description	PO Amount	Department
HYDROSTRUCTURES, P.A.	31300030254	4/14/22				PAY APPLICATIONS FOR PAYMENT OF INVOICES TO BPA #31300028206 FOR CLEANING AND CCTV INSPECTIONS OF LARGE DIAMETER SEWER OUTFALLS FOR WRC	54,465.22	WASTEWATER CONST. & MAINT.
						PO 31300030254 Total	54,465.22	
HYDROSTRUCTURES, P.A.	31300030252	4/14/22				PAY APPLICATIONS FOR PAYMENT OF INVOICES TO BPA #31300028206 FOR CLEANING AND CCTV INSPECTIONS OF LARGE DIAMETER SEWER OUTFALLS FOR WRC	35,664.00	WASTEWATER CONST. & MAINT.
						PO 31300030252 Total	35,664.00	
HYDROSTRUCTURES, P.A.	31300030253	4/14/22				PAY APPLICATIONS FOR PAYMENT OF INVOICES TO BPA #31300028206 FOR CLEANING AND CCTV INSPECTIONS OF LARGE DIAMETER SEWER OUTFALLS FOR WRC	30,904.83	WASTEWATER CONST. & MAINT.
						PO 31300030253 Total	30,904.83	
HYDROSTRUCTURES, P.A.	31300030251	4/14/22				PAY APPLICATIONS FOR PAYMENT OF INVOICES TO BPA #31300028206 FOR CLEANING AND CCTV INSPECTIONS OF LARGE DIAMETER SEWER OUTFALLS FOR WRC	28,681.58	WASTEWATER CONST. & MAINT.
						PO 31300030251 Total	28,681.58	
HYDROSTRUCTURES, P.A.	31300030250	4/14/22				PAY APPLICATIONS FOR PAYMENT OF INVOICES TO BPA #31300028206 FOR CLEANING AND CCTV INSPECTIONS OF LARGE DIAMETER SEWER OUTFALLS FOR WRC	13,821.68	WASTEWATER CONST. & MAINT.
						PO 31300030250 Total	13,821.68	
HYDROSTRUCTURES, P.A.	31300030249	4/14/22				PAY APPLICATIONS FOR PAYMENT OF INVOICES TO BPA #31300028206 FOR CLEANING AND CCTV INSPECTIONS OF LARGE DIAMETER SEWER OUTFALLS FOR WRC	8,430.62	WASTEWATER CONST. & MAINT.
						PO 31300030249 Total	8,430.62	
						HYDROSTRUCTURES, P.A. Total	171,967.93	

Supplier Name	PO Number	PO Date	PO Qty	Avg Unit Price	UOM	Item Description	PO Amount	Department
INDEED INC	31300030176	4/6/22				ONLINE RECRUITING SERVICES (0355)	24,000.00	HUMAN RESOURCES
						PO 31300030176 Total	24,000.00	
						INDEED INC Total	24,000.00	

Supplier Name	PO Number	PO Date	PO Qty	Avg Unit Price	UOM	Item Description	PO Amount	Department
INSITUFORM TECHNOLOGIES LLC	31300030139	4/1/22				PAY APPLICATIONS FOR PAYMENT OF INVOICES UNDER PREVIOUSLY APPROVED BPA#31300028219 FOR SANITARY SEWER MAIN REHABILITATION WORK	481,616.88	NO SPECIFIC DEPARTMENT
INSITUFORM TECHNOLOGIES LLC		4/1/22				PAY APPLICATIONS FOR PAYMENT OF INVOICES UNDER PREVIOUSLY APPROVED BPA#31300028219 FOR SANITARY SEWER MAIN REHABILITATION WORK	1,955,119.20	NO SPECIFIC DEPARTMENT
						PO 31300030139 Total	2,436,736.08	
						INSITUFORM TECHNOLOGIES LLC Total	2,436,736.08	

Supplier Name	PO Number	PO Date	PO Qty	Avg Unit Price	UOM	Item Description	PO Amount	Department
INSTITUTE FOR SAFETY IN	31300030288	4/19/22				SERVICE AGREEMENT ISPC FOR ELECTRIC POWERLINE	35,000.00	SAFETY

Purchase Order Detail Report

Supplier Name	PO Number	PO Date	PO Qty	Avg Unit Price	UOM	Item Description	PO Amount	Department
						MAINTENANCE TRAINING		
						PO 31300030288 Total	35,000.00	
						INSTITUTE FOR SAFETY IN Total	35,000.00	
Supplier Name	PO Number	PO Date	PO Qty	Avg Unit Price	UOM	Item Description	PO Amount	Department
INTERNATIONAL MINUTE PRESS	31300030219	4/11/22				BUDGET & CIP COVERS, 25 SETS OF BUDGET TABS, 35 SETS OF CIP TABS, 4 BANK REFLEX BLUE, 3 HOLE PUNCHED	1,605.18	BUDGET
						PO 31300030219 Total	1,605.18	
						INTERNATIONAL MINUTE PRESS Total	1,605.18	
Supplier Name	PO Number	PO Date	PO Qty	Avg Unit Price	UOM	Item Description	PO Amount	Department
IPC OF FAYETTEVILLE, INC.	31300030355	4/22/22	230.00	7.98	EA	SOAP, LIQUID, DISPENSER, GREEN SEAL	1,835.40	OTHER DEDUCTIONS
						PO 31300030355 Total	1,835.40	
						IPC OF FAYETTEVILLE, INC. Total	1,835.40	
Supplier Name	PO Number	PO Date	PO Qty	Avg Unit Price	UOM	Item Description	PO Amount	Department
J HARLEN CO., INC.	31300030232	4/12/22				Purchase of 10-Ton Knockout Tool Kit	1,999.00	SUBSTATIONS
						PO 31300030232 Total	1,999.00	
J HARLEN CO., INC.	31300030162	4/5/22				Purchase of bucket truck tool trays	295.00	CT METERING CREWS
J HARLEN CO., INC.		4/5/22				Purchase of telescopic sticks and cases	1,015.00	SUBSTATIONS
						PO 31300030162 Total	1,310.00	
						J HARLEN CO., INC. Total	3,309.00	
Supplier Name	PO Number	PO Date	PO Qty	Avg Unit Price	UOM	Item Description	PO Amount	Department
J.J. KELLER & ASSOCIATES, INC.	31300030214	4/11/22				SERVICE AGREEMENT J J KELLER TO CONDUCT THE ENTRY LEVEL DRIVER TRAINING CERTIFICATION PROGRAM	26,250.00	SAFETY
						PO 31300030214 Total	26,250.00	
						J.J. KELLER & ASSOCIATES, INC. Total	26,250.00	
Supplier Name	PO Number	PO Date	PO Qty	Avg Unit Price	UOM	Item Description	PO Amount	Department
JACK'S BOOTS AND APPAREL LLC	31300025653	4/20/22				JACK'S BOOTS ADDITIONAL FUNDS TO BE ADDED TO PO31300025653	6,000.00	NO SPECIFIC DEPARTMENT
						PO 31300025653 Total	6,000.00	
						JACK'S BOOTS AND APPAREL LLC Total	6,000.00	
Supplier Name	PO Number	PO Date	PO Qty	Avg Unit Price	UOM	Item Description	PO Amount	Department
JDM ROOFING CO., INC.	31300030224	4/11/22				CARGILL ROOFING-TO REMOVE AND INSTALL NEW ROOF ON CARGILL LIFT STATION WITH GUTTERS AND DOWNSPOUTS	11,021.00	WATER CONST & MAINT

Purchase Order Detail Report

Supplier Name	PO Number	PO Date	PO Qty	Avg Unit Price	UOM	Item Description	PO Amount	Department	
						PO 31300030224 Total	11,021.00		
						JDM ROOFING CO., INC. Total	11,021.00		
Supplier Name	PO Number	PO Date	PO Qty	Avg Unit Price	UOM	Item Description	PO Amount	Department	
JEB DESIGNS, INC.	31300030399	4/28/22	8.00	12.95	EA	T-SHIRT, XXXXL, LIGHT BLUE, SS, STYLE G2300 (POCKET)	103.60	OTHER DEDUCTIONS	
						PO 31300030399 Total	103.60		
						JEB DESIGNS, INC. Total	103.60		
Supplier Name	PO Number	PO Date	PO Qty	Avg Unit Price	UOM	Item Description	PO Amount	Department	
JOHNSON CONTROLS FIRE PROTECTION LP	31300030279	4/14/22				JC-TO PROVIDE AND INSTALL REPLACEMENT DUCT DETECTOR ASSEMBLY IN OPS CENTER TELECOM ROOM	1,536.92	GENERAL & ADMINISTRATIVE	
						PO 31300030279 Total	1,536.92		
						JOHNSON CONTROLS FIRE PROTECTION LP Total	1,536.92		
Supplier Name	PO Number	PO Date	PO Qty	Avg Unit Price	UOM	Item Description	PO Amount	Department	
JOHNSTONE SUPPLY FAYETTEVILLE	31300030156	4/4/22				Purchase Parts for Generation Plant Fan Blade Bushing	1,300.00	SUBSTATIONS	
						PO 31300030156 Total	1,300.00		
						JOHNSTONE SUPPLY FAYETTEVILLE Total	1,300.00		
Supplier Name	PO Number	PO Date	PO Qty	Avg Unit Price	UOM	Item Description	PO Amount	Department	
KENDRA D. WHITE ATTORNEY - IOLTA	31300030145	4/1/22				SERVICE AGREEMENT THE LAW OFFICE OF KD WHITE FOR REAL ESTATE LEGAL SERVICES AS NEEDED	20,000.00	LEGAL ADMINISTRATION	
						PO 31300030145 Total	20,000.00		
						KENDRA D. WHITE ATTORNEY - IOLTA Total	20,000.00		
Supplier Name	PO Number	PO Date	PO Qty	Avg Unit Price	UOM	Item Description	PO Amount	Department	
KOPPERS UTILITY AND INDUSTRIAL PRODUCTS INC.	31300030394	4/28/22	92.00	325.00	EA	POLE, WOOD, 45' CLASS 3	29,900.00	OTHER DEDUCTIONS	
						PO 31300030394 Total	29,900.00		
						KOPPERS UTILITY AND INDUSTRIAL PRODUCTS INC. Total	29,900.00		
Supplier Name	PO Number	PO Date	PO Qty	Avg Unit Price	UOM	Item Description	PO Amount	Department	
LACY SIKES	31300030283	4/14/22				LACY SIKES PAINTING PRESSURE WASH OPS CENTER COURTYARD-REPAIR AND PAINT DAMAGED WALL IN FLEET MAIN BREAK	200.00	FLEET MAINTENANCE	
LACY SIKES		4/14/22				LACY SIKES PAINTING PRESSURE WASH OPS CENTER COURTYARD-REPAIR AND PAINT DAMAGED WALL IN FLEET MAIN BREAK	985.00	GENERAL & ADMINISTRATIVE	
						PO 31300030283 Total	1,185.00		
						LACY SIKES Total	1,185.00		

Purchase Order Detail Report

Supplier Name	PO Number	PO Date	PO Qty	Avg Unit Price	UOM	Item Description	PO Amount	Department
LATHAM AND WATKINS LLP	31300030363	4/25/22				SERVICE AGREEMENT LATHAM & WATKINS LLP TO OBTAIN WRITTEN CONSENT FROM THE US DEPT INTERIOR FOR LEGAL SVCS TO OVERLAY CLEANFIELDS RENEWABL ENERGY DEM. PARK ON CLARK PARK	35,000.00	NO SPECIFIC DEPARTMENT
						PO 31300030363 Total	35,000.00	
						LATHAM AND WATKINS LLP Total	35,000.00	

Supplier Name	PO Number	PO Date	PO Qty	Avg Unit Price	UOM	Item Description	PO Amount	Department
LINE EQUIPMENT SALES CO., INC.	31300030186	4/7/22	6.00	715.00	EA	DRILL, HYDRAULIC-IMPACT	4,290.00	OTHER DEDUCTIONS
						PO 31300030186 Total	4,290.00	
LINE EQUIPMENT SALES CO., INC.	31300030282	4/14/22	12.00	58.69	EA	BAG, LINEMAN TOOL, CANVAS W/POCKETS	704.28	OTHER DEDUCTIONS
						PO 31300030282 Total	704.28	
LINE EQUIPMENT SALES CO., INC.	31300030310	4/20/22	23.00	2.84	EA	CORD, MASON	65.32	OTHER DEDUCTIONS
						PO 31300030310 Total	65.32	
						LINE EQUIPMENT SALES CO., INC. Total	5,059.60	

Supplier Name	PO Number	PO Date	PO Qty	Avg Unit Price	UOM	Item Description	PO Amount	Department
LOOKS GREAT SERVICES OF MS, INC.	31300030208	4/8/22				PAY APPLICATIONS FOR PREVIOUSLY APPROVED BPA # 31300029789 FOR ELECTRIC SYSTEM RIGHT-OF-WAY CLEARANCE FOR FY 22	40,448.00	ELEC CONSTRUCTION & MAINT
						PO 31300030208 Total	40,448.00	
LOOKS GREAT SERVICES OF MS, INC.	31300030257	4/14/22				PAY APPLICATIONS FOR PREVIOUSLY APPROVED BPA # 31300029789 FOR ELECTRIC SYSTEM RIGHT-OF-WAY CLEARANCE FOR FY 22	29,763.20	ELEC CONSTRUCTION & MAINT
						PO 31300030257 Total	29,763.20	
LOOKS GREAT SERVICES OF MS, INC.	31300030302	4/20/22				PAY APPLICATIONS FOR PREVIOUSLY APPROVED BPA # 31300029789 FOR ELECTRIC SYSTEM RIGHT-OF-WAY CLEARANCE FOR FY 22	26,491.50	ELEC CONSTRUCTION & MAINT
						PO 31300030302 Total	26,491.50	
LOOKS GREAT SERVICES OF MS, INC.	31300030256	4/14/22				PAY APPLICATIONS FOR PREVIOUSLY APPROVED BPA # 31300029789 FOR ELECTRIC SYSTEM RIGHT-OF-WAY CLEARANCE FOR FY 22	5,672.10	ELEC CONSTRUCTION & MAINT
						PO 31300030256 Total	5,672.10	
LOOKS GREAT SERVICES OF MS, INC.	31300030259	4/14/22				PAY APPLICATIONS FOR PREVIOUSLY APPROVED BPA # 31300029789 FOR ELECTRIC SYSTEM RIGHT-OF-WAY CLEARANCE FOR FY 22	4,594.40	ELEC CONSTRUCTION & MAINT
						PO 31300030259 Total	4,594.40	
LOOKS GREAT SERVICES OF MS, INC.	31300030258	4/14/22				PAY APPLICATIONS FOR PREVIOUSLY APPROVED BPA # 31300029789 FOR ELECTRIC SYSTEM RIGHT-OF-WAY CLEARANCE FOR FY 22	1,998.33	ELEC CONSTRUCTION & MAINT
						PO 31300030258 Total	1,998.33	
LOOKS GREAT SERVICES OF MS,	31300030255	4/14/22				PAY APPLICATIONS FOR PREVIOUSLY APPROVED BPA #	1,413.02	ELEC CONSTRUCTION & MAINT

Purchase Order Detail Report

Supplier Name	PO Number	PO Date	PO Qty	Avg Unit Price	UOM	Item Description	PO Amount	Department
INC.						31300029789 FOR ELECTRIC SYSTEM RIGHT-OF-WAY CLEARANCE FOR FY 22		
							PO 31300030255 Total	1,413.02
LOOKS GREAT SERVICES OF MS, INC.	31300030209	4/8/22				PAY APPLICATIONS FOR PREVIOUSLY APPROVED BPA # 31300029789 FOR ELECTRIC SYSTEM RIGHT-OF-WAY CLEARANCE FOR FY 22	704.70	ELEC CONSTRUCTION & MAINT
							PO 31300030209 Total	704.70
							LOOKS GREAT SERVICES OF MS, INC. Total	111,085.25

Supplier Name	PO Number	PO Date	PO Qty	Avg Unit Price	UOM	Item Description	PO Amount	Department
MAINLINING AMERICA, LLC	31300030228	4/11/22				PAY APPLICATIONS FOR PAYMENT OF INVOICES UNDER PREVIOUSLY APPROVED BPA#31300028220 FOR THE ANNUAL WATER MAIN REHABILITATION CONTRACT	450,063.70	NO SPECIFIC DEPARTMENT
							PO 31300030228 Total	450,063.70
							MAINLINING AMERICA, LLC Total	450,063.70

Supplier Name	PO Number	PO Date	PO Qty	Avg Unit Price	UOM	Item Description	PO Amount	Department
MCCARTER ELECTRICAL COMPANY	31300030220	4/11/22				MCCARTER ELECTRICAL-WAREHOUSE LIGHTING UPGRADE: 75 HIGH BAY-T-8 FIXTURE WITH LITHONIA LED FIXTURES	8,500.00	WAREHOUSE
							PO 31300030220 Total	8,500.00
							MCCARTER ELECTRICAL COMPANY Total	8,500.00

Supplier Name	PO Number	PO Date	PO Qty	Avg Unit Price	UOM	Item Description	PO Amount	Department
MCDONALD MATERIALS, INC.	31300030358	4/22/22				PAY APPLICATIONS FOR PREVIOUSLY APPROVED BPA#31300030264 FOR SAND CLAY, STONE, TOPSOIL, ETC. NEEDED DURING WATER RESOURCE CONSTRUCTION OPERATIONS	240.00	WASTEWATER CONST. & MAINT.
MCDONALD MATERIALS, INC.		4/22/22				PAY APPLICATIONS FOR PREVIOUSLY APPROVED BPA#31300030264 FOR SAND CLAY, STONE, TOPSOIL, ETC. NEEDED DURING WATER RESOURCE CONSTRUCTION OPERATIONS	240.00	WATER CONST & MAINT
MCDONALD MATERIALS, INC.		4/22/22				PAY APPLICATIONS FOR PREVIOUSLY APPROVED BPA#31300030264 FOR SAND CLAY, STONE, TOPSOIL, ETC. NEEDED DURING WATER RESOURCE CONSTRUCTION OPERATIONS	245.12	WASTEWATER CONST. & MAINT.
MCDONALD MATERIALS, INC.		4/22/22				PAY APPLICATIONS FOR PREVIOUSLY APPROVED BPA#31300030264 FOR SAND CLAY, STONE, TOPSOIL, ETC. NEEDED DURING WATER RESOURCE CONSTRUCTION OPERATIONS	245.12	WATER CONST & MAINT
MCDONALD MATERIALS, INC.		4/22/22				PAY APPLICATIONS FOR PREVIOUSLY APPROVED BPA#31300030264 FOR SAND CLAY, STONE, TOPSOIL, ETC. NEEDED DURING WATER RESOURCE	301.65	WASTEWATER CONST. & MAINT.

Purchase Order Detail Report

Supplier Name	PO Number	PO Date	PO Qty	Avg Unit Price	UOM	Item Description	PO Amount	Department
						CONSTRUCTION OPERATIONS		
MCDONALD MATERIALS, INC.		4/22/22				PAY APPLICATIONS FOR PREVIOUSLY APPROVED BPA#31300030264 FOR SAND CLAY, STONE, TOPSOIL, ETC. NEEDED DURING WATER RESOURCE CONSTRUCTION OPERATIONS	301.65	WATER CONST & MAINT
MCDONALD MATERIALS, INC.		4/22/22				PAY APPLICATIONS FOR PREVIOUSLY APPROVED BPA#31300030264 FOR SAND CLAY, STONE, TOPSOIL, ETC. NEEDED DURING WATER RESOURCE CONSTRUCTION OPERATIONS	640.00	WASTEWATER CONST. & MAINT.
MCDONALD MATERIALS, INC.		4/22/22				PAY APPLICATIONS FOR PREVIOUSLY APPROVED BPA#31300030264 FOR SAND CLAY, STONE, TOPSOIL, ETC. NEEDED DURING WATER RESOURCE CONSTRUCTION OPERATIONS	640.00	WATER CONST & MAINT
MCDONALD MATERIALS, INC.		4/22/22				PAY APPLICATIONS FOR PREVIOUSLY APPROVED BPA#31300030264 FOR SAND CLAY, STONE, TOPSOIL, ETC. NEEDED DURING WATER RESOURCE CONSTRUCTION OPERATIONS	651.76	WASTEWATER CONST. & MAINT.
MCDONALD MATERIALS, INC.		4/22/22				PAY APPLICATIONS FOR PREVIOUSLY APPROVED BPA#31300030264 FOR SAND CLAY, STONE, TOPSOIL, ETC. NEEDED DURING WATER RESOURCE CONSTRUCTION OPERATIONS	651.76	WATER CONST & MAINT
MCDONALD MATERIALS, INC.		4/22/22				PAY APPLICATIONS FOR PREVIOUSLY APPROVED BPA#31300030264 FOR SAND CLAY, STONE, TOPSOIL, ETC. NEEDED DURING WATER RESOURCE CONSTRUCTION OPERATIONS	652.98	WASTEWATER CONST. & MAINT.
MCDONALD MATERIALS, INC.		4/22/22				PAY APPLICATIONS FOR PREVIOUSLY APPROVED BPA#31300030264 FOR SAND CLAY, STONE, TOPSOIL, ETC. NEEDED DURING WATER RESOURCE CONSTRUCTION OPERATIONS	652.98	WATER CONST & MAINT
MCDONALD MATERIALS, INC.		4/22/22				PAY APPLICATIONS FOR PREVIOUSLY APPROVED BPA#31300030264 FOR SAND CLAY, STONE, TOPSOIL, ETC. NEEDED DURING WATER RESOURCE CONSTRUCTION OPERATIONS	706.97	WASTEWATER CONST. & MAINT.
MCDONALD MATERIALS, INC.		4/22/22				PAY APPLICATIONS FOR PREVIOUSLY APPROVED BPA#31300030264 FOR SAND CLAY, STONE, TOPSOIL, ETC. NEEDED DURING WATER RESOURCE CONSTRUCTION OPERATIONS	706.97	WATER CONST & MAINT
MCDONALD MATERIALS, INC.		4/22/22				PAY APPLICATIONS FOR PREVIOUSLY APPROVED BPA#31300030264 FOR SAND CLAY, STONE, TOPSOIL, ETC. NEEDED DURING WATER RESOURCE CONSTRUCTION OPERATIONS	721.44	WASTEWATER CONST. & MAINT.
MCDONALD MATERIALS, INC.		4/22/22				PAY APPLICATIONS FOR PREVIOUSLY APPROVED BPA#31300030264 FOR SAND CLAY, STONE, TOPSOIL, ETC. NEEDED DURING WATER RESOURCE CONSTRUCTION OPERATIONS	721.44	WATER CONST & MAINT
MCDONALD MATERIALS, INC.		4/22/22				PAY APPLICATIONS FOR PREVIOUSLY APPROVED	722.39	WASTEWATER CONST. & MAINT.

Purchase Order Detail Report

Supplier Name	PO Number	PO Date	PO Qty	Avg Unit Price	UOM	Item Description	PO Amount	Department
						BPA#31300030264 FOR SAND CLAY, STONE, TOPSOIL, ETC. NEEDED DURING WATER RESOURCE CONSTRUCTION OPERATIONS		
MCDONALD MATERIALS, INC.		4/22/22				PAY APPLICATIONS FOR PREVIOUSLY APPROVED BPA#31300030264 FOR SAND CLAY, STONE, TOPSOIL, ETC. NEEDED DURING WATER RESOURCE CONSTRUCTION OPERATIONS	722.39	WATER CONST & MAINT
MCDONALD MATERIALS, INC.		4/22/22				PAY APPLICATIONS FOR PREVIOUSLY APPROVED BPA#31300030264 FOR SAND CLAY, STONE, TOPSOIL, ETC. NEEDED DURING WATER RESOURCE CONSTRUCTION OPERATIONS	727.07	WASTEWATER CONST. & MAINT.
MCDONALD MATERIALS, INC.		4/22/22				PAY APPLICATIONS FOR PREVIOUSLY APPROVED BPA#31300030264 FOR SAND CLAY, STONE, TOPSOIL, ETC. NEEDED DURING WATER RESOURCE CONSTRUCTION OPERATIONS	727.07	WATER CONST & MAINT
MCDONALD MATERIALS, INC.		4/22/22				PAY APPLICATIONS FOR PREVIOUSLY APPROVED BPA#31300030264 FOR SAND CLAY, STONE, TOPSOIL, ETC. NEEDED DURING WATER RESOURCE CONSTRUCTION OPERATIONS	749.06	WASTEWATER CONST. & MAINT.
MCDONALD MATERIALS, INC.		4/22/22				PAY APPLICATIONS FOR PREVIOUSLY APPROVED BPA#31300030264 FOR SAND CLAY, STONE, TOPSOIL, ETC. NEEDED DURING WATER RESOURCE CONSTRUCTION OPERATIONS	749.06	WATER CONST & MAINT
MCDONALD MATERIALS, INC.		4/22/22				PAY APPLICATIONS FOR PREVIOUSLY APPROVED BPA#31300030264 FOR SAND CLAY, STONE, TOPSOIL, ETC. NEEDED DURING WATER RESOURCE CONSTRUCTION OPERATIONS	750.76	WASTEWATER CONST. & MAINT.
MCDONALD MATERIALS, INC.		4/22/22				PAY APPLICATIONS FOR PREVIOUSLY APPROVED BPA#31300030264 FOR SAND CLAY, STONE, TOPSOIL, ETC. NEEDED DURING WATER RESOURCE CONSTRUCTION OPERATIONS	750.76	WATER CONST & MAINT
MCDONALD MATERIALS, INC.		4/22/22				PAY APPLICATIONS FOR PREVIOUSLY APPROVED BPA#31300030264 FOR SAND CLAY, STONE, TOPSOIL, ETC. NEEDED DURING WATER RESOURCE CONSTRUCTION OPERATIONS	752.46	WASTEWATER CONST. & MAINT.
MCDONALD MATERIALS, INC.		4/22/22				PAY APPLICATIONS FOR PREVIOUSLY APPROVED BPA#31300030264 FOR SAND CLAY, STONE, TOPSOIL, ETC. NEEDED DURING WATER RESOURCE CONSTRUCTION OPERATIONS	752.46	WATER CONST & MAINT
MCDONALD MATERIALS, INC.		4/22/22				PAY APPLICATIONS FOR PREVIOUSLY APPROVED BPA#31300030264 FOR SAND CLAY, STONE, TOPSOIL, ETC. NEEDED DURING WATER RESOURCE CONSTRUCTION OPERATIONS	756.29	WASTEWATER CONST. & MAINT.
MCDONALD MATERIALS, INC.		4/22/22				PAY APPLICATIONS FOR PREVIOUSLY APPROVED BPA#31300030264 FOR SAND CLAY, STONE, TOPSOIL, ETC. NEEDED DURING WATER RESOURCE	756.29	WATER CONST & MAINT

Purchase Order Detail Report

Supplier Name	PO Number	PO Date	PO Qty	Avg Unit Price	UOM	Item Description	PO Amount	Department
						CONSTRUCTION OPERATIONS		
MCDONALD MATERIALS, INC.		4/22/22				PAY APPLICATIONS FOR PREVIOUSLY APPROVED BPA#31300030264 FOR SAND CLAY, STONE, TOPSOIL, ETC. NEEDED DURING WATER RESOURCE CONSTRUCTION OPERATIONS	757.67	WASTEWATER CONST. & MAINT.
MCDONALD MATERIALS, INC.		4/22/22				PAY APPLICATIONS FOR PREVIOUSLY APPROVED BPA#31300030264 FOR SAND CLAY, STONE, TOPSOIL, ETC. NEEDED DURING WATER RESOURCE CONSTRUCTION OPERATIONS	757.67	WATER CONST & MAINT
MCDONALD MATERIALS, INC.		4/22/22				PAY APPLICATIONS FOR PREVIOUSLY APPROVED BPA#31300030264 FOR SAND CLAY, STONE, TOPSOIL, ETC. NEEDED DURING WATER RESOURCE CONSTRUCTION OPERATIONS	759.80	WASTEWATER CONST. & MAINT.
MCDONALD MATERIALS, INC.		4/22/22				PAY APPLICATIONS FOR PREVIOUSLY APPROVED BPA#31300030264 FOR SAND CLAY, STONE, TOPSOIL, ETC. NEEDED DURING WATER RESOURCE CONSTRUCTION OPERATIONS	759.80	WATER CONST & MAINT
MCDONALD MATERIALS, INC.		4/22/22				PAY APPLICATIONS FOR PREVIOUSLY APPROVED BPA#31300030264 FOR SAND CLAY, STONE, TOPSOIL, ETC. NEEDED DURING WATER RESOURCE CONSTRUCTION OPERATIONS	763.72	WASTEWATER CONST. & MAINT.
MCDONALD MATERIALS, INC.		4/22/22				PAY APPLICATIONS FOR PREVIOUSLY APPROVED BPA#31300030264 FOR SAND CLAY, STONE, TOPSOIL, ETC. NEEDED DURING WATER RESOURCE CONSTRUCTION OPERATIONS	763.72	WATER CONST & MAINT
MCDONALD MATERIALS, INC.		4/22/22				PAY APPLICATIONS FOR PREVIOUSLY APPROVED BPA#31300030264 FOR SAND CLAY, STONE, TOPSOIL, ETC. NEEDED DURING WATER RESOURCE CONSTRUCTION OPERATIONS	764.15	WASTEWATER CONST. & MAINT.
MCDONALD MATERIALS, INC.		4/22/22				PAY APPLICATIONS FOR PREVIOUSLY APPROVED BPA#31300030264 FOR SAND CLAY, STONE, TOPSOIL, ETC. NEEDED DURING WATER RESOURCE CONSTRUCTION OPERATIONS	764.15	WATER CONST & MAINT
MCDONALD MATERIALS, INC.		4/22/22				PAY APPLICATIONS FOR PREVIOUSLY APPROVED BPA#31300030264 FOR SAND CLAY, STONE, TOPSOIL, ETC. NEEDED DURING WATER RESOURCE CONSTRUCTION OPERATIONS	765.00	WASTEWATER CONST. & MAINT.
MCDONALD MATERIALS, INC.		4/22/22				PAY APPLICATIONS FOR PREVIOUSLY APPROVED BPA#31300030264 FOR SAND CLAY, STONE, TOPSOIL, ETC. NEEDED DURING WATER RESOURCE CONSTRUCTION OPERATIONS	765.00	WATER CONST & MAINT
MCDONALD MATERIALS, INC.		4/22/22				PAY APPLICATIONS FOR PREVIOUSLY APPROVED BPA#31300030264 FOR SAND CLAY, STONE, TOPSOIL, ETC. NEEDED DURING WATER RESOURCE CONSTRUCTION OPERATIONS	765.11	WASTEWATER CONST. & MAINT.
MCDONALD MATERIALS, INC.		4/22/22				PAY APPLICATIONS FOR PREVIOUSLY APPROVED	765.11	WATER CONST & MAINT

Purchase Order Detail Report

Supplier Name	PO Number	PO Date	PO Qty	Avg Unit Price	UOM	Item Description	PO Amount	Department
						BPA#31300030264 FOR SAND CLAY, STONE, TOPSOIL, ETC. NEEDED DURING WATER RESOURCE CONSTRUCTION OPERATIONS		
MCDONALD MATERIALS, INC.		4/22/22				PAY APPLICATIONS FOR PREVIOUSLY APPROVED BPA#31300030264 FOR SAND CLAY, STONE, TOPSOIL, ETC. NEEDED DURING WATER RESOURCE CONSTRUCTION OPERATIONS	800.00	WASTEWATER CONST. & MAINT.
MCDONALD MATERIALS, INC.		4/22/22				PAY APPLICATIONS FOR PREVIOUSLY APPROVED BPA#31300030264 FOR SAND CLAY, STONE, TOPSOIL, ETC. NEEDED DURING WATER RESOURCE CONSTRUCTION OPERATIONS	800.00	WATER CONST & MAINT
MCDONALD MATERIALS, INC.		4/22/22				PAY APPLICATIONS FOR PREVIOUSLY APPROVED BPA#31300030264 FOR SAND CLAY, STONE, TOPSOIL, ETC. NEEDED DURING WATER RESOURCE CONSTRUCTION OPERATIONS	879.70	WASTEWATER CONST. & MAINT.
MCDONALD MATERIALS, INC.		4/22/22				PAY APPLICATIONS FOR PREVIOUSLY APPROVED BPA#31300030264 FOR SAND CLAY, STONE, TOPSOIL, ETC. NEEDED DURING WATER RESOURCE CONSTRUCTION OPERATIONS	879.70	WATER CONST & MAINT
MCDONALD MATERIALS, INC.		4/22/22				PAY APPLICATIONS FOR PREVIOUSLY APPROVED BPA#31300030264 FOR SAND CLAY, STONE, TOPSOIL, ETC. NEEDED DURING WATER RESOURCE CONSTRUCTION OPERATIONS	928.00	WASTEWATER CONST. & MAINT.
MCDONALD MATERIALS, INC.		4/22/22				PAY APPLICATIONS FOR PREVIOUSLY APPROVED BPA#31300030264 FOR SAND CLAY, STONE, TOPSOIL, ETC. NEEDED DURING WATER RESOURCE CONSTRUCTION OPERATIONS	928.00	WATER CONST & MAINT
MCDONALD MATERIALS, INC.		4/22/22				PAY APPLICATIONS FOR PREVIOUSLY APPROVED BPA#31300030264 FOR SAND CLAY, STONE, TOPSOIL, ETC. NEEDED DURING WATER RESOURCE CONSTRUCTION OPERATIONS	960.00	WASTEWATER CONST. & MAINT.
MCDONALD MATERIALS, INC.		4/22/22				PAY APPLICATIONS FOR PREVIOUSLY APPROVED BPA#31300030264 FOR SAND CLAY, STONE, TOPSOIL, ETC. NEEDED DURING WATER RESOURCE CONSTRUCTION OPERATIONS	960.00	WASTEWATER CONST. & MAINT.
MCDONALD MATERIALS, INC.		4/22/22				PAY APPLICATIONS FOR PREVIOUSLY APPROVED BPA#31300030264 FOR SAND CLAY, STONE, TOPSOIL, ETC. NEEDED DURING WATER RESOURCE CONSTRUCTION OPERATIONS	960.00	WASTEWATER CONST. & MAINT.
MCDONALD MATERIALS, INC.		4/22/22				PAY APPLICATIONS FOR PREVIOUSLY APPROVED BPA#31300030264 FOR SAND CLAY, STONE, TOPSOIL, ETC. NEEDED DURING WATER RESOURCE CONSTRUCTION OPERATIONS	960.00	WATER CONST & MAINT
MCDONALD MATERIALS, INC.		4/22/22				PAY APPLICATIONS FOR PREVIOUSLY APPROVED BPA#31300030264 FOR SAND CLAY, STONE, TOPSOIL, ETC. NEEDED DURING WATER RESOURCE	960.00	WATER CONST & MAINT

Purchase Order Detail Report

Supplier Name	PO Number	PO Date	PO Qty	Avg Unit Price	UOM	Item Description	PO Amount	Department
						CONSTRUCTION OPERATIONS		
MCDONALD MATERIALS, INC.		4/22/22				PAY APPLICATIONS FOR PREVIOUSLY APPROVED BPA#31300030264 FOR SAND CLAY, STONE, TOPSOIL, ETC. NEEDED DURING WATER RESOURCE CONSTRUCTION OPERATIONS	960.00	WATER CONST & MAINT
						PO 31300030358 Total	37,362.21	
MCDONALD MATERIALS, INC.	31300030222	4/11/22				PAY APPLICATIONS FOR PREVIOUSLY APPROVED BPA 31300028794 FOR CONSTRUCTION MATERIALS FOR SUBSTATIONS FOR FY22.	320.00	SUBSTATIONS
MCDONALD MATERIALS, INC.		4/11/22				PAY APPLICATIONS FOR PREVIOUSLY APPROVED BPA 31300028794 FOR CONSTRUCTION MATERIALS FOR SUBSTATIONS FOR FY22.	702.99	SUBSTATIONS
MCDONALD MATERIALS, INC.		4/11/22				PAY APPLICATIONS FOR PREVIOUSLY APPROVED BPA 31300028794 FOR CONSTRUCTION MATERIALS FOR SUBSTATIONS FOR FY22.	724.52	SUBSTATIONS
MCDONALD MATERIALS, INC.		4/11/22				PAY APPLICATIONS FOR PREVIOUSLY APPROVED BPA 31300028794 FOR CONSTRUCTION MATERIALS FOR SUBSTATIONS FOR FY22.	726.88	SUBSTATIONS
						PO 31300030222 Total	2,474.39	
						MCDONALD MATERIALS, INC. Total	39,836.60	

Supplier Name	PO Number	PO Date	PO Qty	Avg Unit Price	UOM	Item Description	PO Amount	Department
MCLAMB FARM SERVICES LLC	31300030207	4/8/22				QTY: 130 BAGS OF (NK 69-Q4XF) SOYBEANS - AT \$55.00 P/BAG	7,150.00	RESIDUALS MANAGEMENT
						PO 31300030207 Total	7,150.00	
						MCLAMB FARM SERVICES LLC Total	7,150.00	

Supplier Name	PO Number	PO Date	PO Qty	Avg Unit Price	UOM	Item Description	PO Amount	Department
MCLOONE METAL GRAPHICS, INC.	31300030216	4/11/22				1500 ORANGE ASSET CONTROL TAGS NO PLATE - FOR NON-CAPITAL ASSETS	1,100.00	ACCOUNTING
						PO 31300030216 Total	1,100.00	
						MCLOONE METAL GRAPHICS, INC. Total	1,100.00	

Supplier Name	PO Number	PO Date	PO Qty	Avg Unit Price	UOM	Item Description	PO Amount	Department
MEADOW CREEK POWER CONSULTANTS	31300030373	4/27/22				PAY APPLICATIONS FOR PREVIOUSLY APPROVED BPA#31300029333 FOR SERVICE AGREEMENT TO PROVIDE CONSULTING AND OBSERVATION SERVICES OF UTILITY CONTRACTORS FOR UCD COMMERCIAL CONSTRUCTION WORK ORDERS FOR FY22	7,472.54	ELEC CONSTRUCTION & MAINT
						PO 31300030373 Total	7,472.54	
MEADOW CREEK POWER CONSULTANTS	31300030395	4/28/22				PAY APPLICATIONS FOR PREVIOUSLY APPROVED BPA#31300029333 FOR SERVICE AGREEMENT TO PROVIDE CONSULTING AND OBSERVATION SERVICES OF	7,422.24	ELEC CONSTRUCTION & MAINT

Purchase Order Detail Report

Supplier Name	PO Number	PO Date	PO Qty	Avg Unit Price	UOM	Item Description	PO Amount	Department
						UTILITY CONTRACTORS FOR UCD COMMERCIAL CONSTRUCTION WORK ORDERS FOR FY22		
						PO 31300030395 Total	7,422.24	
MEADOW CREEK POWER CONSULTANTS	31300030372	4/27/22				PAY APPLICATIONS FOR PREVIOUSLY APPROVED BPA#31300029333 FOR SERVICE AGREEMENT TO PROVIDE CONSULTING AND OBSERVATION SERVICES OF UTILITY CONTRACTORS FOR UCD COMMERCIAL CONSTRUCTION WORK ORDERS FOR FY22	6,488.79	ELEC CONSTRUCTION & MAINT
						PO 31300030372 Total	6,488.79	
						MEADOW CREEK POWER CONSULTANTS Total	21,383.57	
Supplier Name	PO Number	PO Date	PO Qty	Avg Unit Price	UOM	Item Description	PO Amount	Department
MEHERRIN AG & CHEMICAL CO	31300029700	4/8/22				TO PURCHASE MAGPRILL LIME USED ON FIELDS WHERE BIOSOLIDS HAVE BEEN APPLIED; REQUIRED TO MEET COMPLIANCE, AT \$460.00 PER TON.	5,800.00	RESIDUALS MANAGEMENT
						PO 31300029700 Total	5,800.00	
						MEHERRIN AG & CHEMICAL CO Total	5,800.00	
Supplier Name	PO Number	PO Date	PO Qty	Avg Unit Price	UOM	Item Description	PO Amount	Department
MILLIPORE SIGMA CORPORATION	31300030273	4/14/22				TO PROVIDE EQUIPMENT REPAIR FOR MILLI-Q INTEGRAL 5-ZRXQ005T0 SERIAL# F1AA26782A PER QUOTE REF SC-191040-4.2	4,262.56	LABORATORY
						PO 31300030273 Total	4,262.56	
						MILLIPORE SIGMA CORPORATION Total	4,262.56	
Supplier Name	PO Number	PO Date	PO Qty	Avg Unit Price	UOM	Item Description	PO Amount	Department
MOBILE COMMUNICATIONS AMERICA, INC	31300030378	4/27/22				MCA - MOTOROLA TIER 7 DEPOT REPAIR FOR BETHANY WALTERS	726.50	ELEC CONSTRUCTION & MAINT
						PO 31300030378 Total	726.50	
MOBILE COMMUNICATIONS AMERICA, INC	31300030351	4/22/22				MCA - (3) IMPRESS 2 LI-ION BATTERY 2250 + SHIPPING/HANDLING FOR SCOTT ENLOE	410.00	SUBSTATIONS
						PO 31300030351 Total	410.00	
						MOBILE COMMUNICATIONS AMERICA, INC Total	1,136.50	
Supplier Name	PO Number	PO Date	PO Qty	Avg Unit Price	UOM	Item Description	PO Amount	Department
MOORMAN, KIZER & REITZEL, INC.	31300030367	4/26/22				SERVICE AGREEMENT TO PROVIDE A TECHNICAL MEMORANDUM FOR THE CYPRESS LAKES LIFT STATION #72 REPLACEMENT	29,750.00	WATER ADMINISTRATION
						PO 31300030367 Total	29,750.00	
						MOORMAN, KIZER & REITZEL, INC. Total	29,750.00	

Purchase Order Detail Report

Supplier Name	PO Number	PO Date	PO Qty	Avg Unit Price	UOM	Item Description	PO Amount	Department
MYTHICS, INC.	31300028065	4/21/22				MYTHICS - TO ADD ADDITIONAL FUNDS TO PO# 31300028065 FOR 4 MONTH EXPANSION FOR ORACLE PaaS AND IaaS UNIVERSAL CREDITS	796.00	BOND INTEREST EXPENSE
MYTHICS, INC.		4/21/22				MYTHICS - TO ADD LEASE LIABILITY	139,339.00	NO SPECIFIC DEPARTMENT
						PO 31300028065 Total	140,135.00	
MYTHICS, INC.	31300030229	4/11/22				SERVICE AGREEMENT MYTHICS - HCM REMOTE MANAGED SERVICES (4/1/22-3/31/24) - PO FOR APRIL - JUNE 2022	15,600.00	INFORMATION SYSTEMS
						PO 31300030229 Total	15,600.00	
						MYTHICS, INC. Total	155,735.00	

Supplier Name	PO Number	PO Date	PO Qty	Avg Unit Price	UOM	Item Description	PO Amount	Department
NCDEQ-DIVISION OF WATER RESOURCES	31300030269	4/14/22				ANNUAL PERMIT FEE - PERMIT #NC0023957 - CROSS CREEK WWTP - FOR THE PERIOD 05/01/2022 TO 04/30/2023	3,440.00	CROSS CK WTR RECLAMATION FACIL
						PO 31300030269 Total	3,440.00	
						NCDEQ-DIVISION OF WATER RESOURCES Total	3,440.00	

Supplier Name	PO Number	PO Date	PO Qty	Avg Unit Price	UOM	Item Description	PO Amount	Department
NDUSTRIAL.IO, INC.	31300030295	4/20/22				CONTINUATION OF COINCIDENT PEAK SUBSCRIPTION SERVICE.	3,000.00	DEVELOPMENT & MARKETING
						PO 31300030295 Total	3,000.00	
						NDUSTRIAL.IO, INC. Total	3,000.00	

Supplier Name	PO Number	PO Date	PO Qty	Avg Unit Price	UOM	Item Description	PO Amount	Department
NICE	31300030405	4/29/22				NICE - BLANKET PO FOR FY22 - IVR SYSTEM THRU JUNE 30 2022	20,000.00	TELECOMMUNICATIONS
						PO 31300030405 Total	20,000.00	
						NICE Total	20,000.00	

Supplier Name	PO Number	PO Date	PO Qty	Avg Unit Price	UOM	Item Description	PO Amount	Department
NORTH CAROLINA EASTERN MUNICIPAL POWER AGENCY	31300030398	4/28/22				PURCHASE AND SALE AGREEMENT FOR NORTH CAROLINA RENEWABLE ENERGY CERTIFICATES (POULTRY WASTE) FOR DELIVERY YEAR OF 2022	270,000.00	NO SPECIFIC DEPARTMENT
						PO 31300030398 Total	270,000.00	
						NORTH CAROLINA EASTERN MUNICIPAL POWER AGENCY Total	270,000.00	

Supplier Name	PO Number	PO Date	PO Qty	Avg Unit Price	UOM	Item Description	PO Amount	Department
OPUS INSPECTION, INC.	31300030235	4/12/22				PO for the Capital purchase of the State Inspection Machines for Fleet	12,200.00	FLEET MAINTENANCE
						PO 31300030235 Total	12,200.00	

Purchase Order Detail Report

Supplier Name	PO Number	PO Date	PO Qty	Avg Unit Price	UOM	Item Description	PO Amount	Department
						OPUS INSPECTION, INC. Total	12,200.00	

Supplier Name	PO Number	PO Date	PO Qty	Avg Unit Price	UOM	Item Description	PO Amount	Department
ORACLE AMERICA, INC.	31300030242	4/13/22				ORACLE - EDU CLOUD APPLICATIONS - LEARNING SUBSCRIPTIONS FOR 12 MONTHS (THRU APRIL 2023)	4,995.00	TELECOMMUNICATIONS
						PO 31300030242 Total	4,995.00	
						ORACLE AMERICA, INC. Total	4,995.00	

Supplier Name	PO Number	PO Date	PO Qty	Avg Unit Price	UOM	Item Description	PO Amount	Department
PAGE POWER SYSTEMS, INC.	31300030366	4/25/22				CONTINGENCY FOR RFP LIFT STATION #26 - GOLDEN CREEK STANDBY POWER GENERATOR RETRO-FIT.	8,276.00	WATER CONST & MAINT
PAGE POWER SYSTEMS, INC.		4/25/22				TO PROVIDE ALL LABOR, MATERIALS, AND EQUIPMENT FOR THE LIFT STATION #26 - GOLDEN CREEK STANDBY POWER GENERATOR RETRO-FIT. IN ACCORDANCE WITH CONTRACT DOCUMENTS FOR PWC2122030 - RFP	165,504.00	WATER CONST & MAINT
						PO 31300030366 Total	173,780.00	
						PAGE POWER SYSTEMS, INC. Total	173,780.00	

Supplier Name	PO Number	PO Date	PO Qty	Avg Unit Price	UOM	Item Description	PO Amount	Department
PARADISE ACRES OF GRAYS CREEK, LLC	31300028273	4/28/22				ADDITONAL FUNDS TO BE ADDED TO PO LINE 31300028273 FOR THE FAMILY DAY PWC PICNIC (0355)	4,595.50	HUMAN RESOURCES
						PO 31300028273 Total	4,595.50	
						PARADISE ACRES OF GRAYS CREEK, LLC Total	4,595.50	

Supplier Name	PO Number	PO Date	PO Qty	Avg Unit Price	UOM	Item Description	PO Amount	Department
PHOENIX SPIRIT GROUP, LLC	31300030170	4/6/22				PAY APPLICATIONS FOR PREVIOUSLY APPROVED BPA 31300028461 FOR FY22 TRAFFIC CONTROL NEEDS FOR ELECTRIC CONSTRUCTION	6,606.25	ELEC CONSTRUCTION & MAINT
PHOENIX SPIRIT GROUP, LLC		4/6/22				PAY APPLICATIONS FOR PREVIOUSLY APPROVED BPA 31300028461 FOR FY22 TRAFFIC CONTROL NEEDS FOR ELECTRIC CONSTRUCTION	7,446.25	ELEC CONSTRUCTION & MAINT
						PO 31300030170 Total	14,052.50	
PHOENIX SPIRIT GROUP, LLC	31300030343	4/21/22				PAY APPLICATIONS FOR PREVIOUSLY APPROVED BPA 31300028461 FOR FY22 TRAFFIC CONTROL NEEDS FOR ELECTRIC CONSTRUCTION	4,217.50	ELEC CONSTRUCTION & MAINT
PHOENIX SPIRIT GROUP, LLC		4/21/22				PAY APPLICATIONS FOR PREVIOUSLY APPROVED BPA 31300028461 FOR FY22 TRAFFIC CONTROL NEEDS FOR ELECTRIC CONSTRUCTION	5,350.80	ELEC CONSTRUCTION & MAINT
						PO 31300030343 Total	9,568.30	
PHOENIX SPIRIT GROUP, LLC	31300030246	4/13/22				PAY APPLICATIONS FOR PREVIOUSLY APPROVED BPA 31300028461 FOR FY22 TRAFFIC CONTROL NEEDS FOR ELECTRIC CONSTRUCTION	2,393.30	ELEC CONSTRUCTION & MAINT

Purchase Order Detail Report

Supplier Name	PO Number	PO Date	PO Qty	Avg Unit Price	UOM	Item Description	PO Amount	Department
						PO 31300030246 Total	2,393.30	
						PHOENIX SPIRIT GROUP, LLC Total	26,014.10	

Supplier Name	PO Number	PO Date	PO Qty	Avg Unit Price	UOM	Item Description	PO Amount	Department
PIKE ELECTRIC, LLC	31300030383	4/27/22				PAY APPLICATION FOR PAYMENT OF INVOICES UNDER PREVIOUSLY APPROVED BPA 31300028665 FOR MISC. ELECTRICAL UTILITY SERVICES	1,876.05	ELEC CONSTRUCTION & MAINT
PIKE ELECTRIC, LLC		4/27/22				PAY APPLICATION FOR PAYMENT OF INVOICES UNDER PREVIOUSLY APPROVED BPA 31300028665 FOR MISC. ELECTRICAL UTILITY SERVICES	2,223.40	ELEC CONSTRUCTION & MAINT
PIKE ELECTRIC, LLC		4/27/22				PAY APPLICATION FOR PAYMENT OF INVOICES UNDER PREVIOUSLY APPROVED BPA 31300028665 FOR MISC. ELECTRICAL UTILITY SERVICES	2,617.20	ELEC CONSTRUCTION & MAINT
PIKE ELECTRIC, LLC		4/27/22				PAY APPLICATION FOR PAYMENT OF INVOICES UNDER PREVIOUSLY APPROVED BPA 31300028665 FOR MISC. ELECTRICAL UTILITY SERVICES	4,122.70	ELEC CONSTRUCTION & MAINT
PIKE ELECTRIC, LLC		4/27/22				PAY APPLICATION FOR PAYMENT OF INVOICES UNDER PREVIOUSLY APPROVED BPA 31300028665 FOR MISC. ELECTRICAL UTILITY SERVICES	5,324.40	ELEC CONSTRUCTION & MAINT
PIKE ELECTRIC, LLC		4/27/22				PAY APPLICATION FOR PAYMENT OF INVOICES UNDER PREVIOUSLY APPROVED BPA 31300028665 FOR MISC. ELECTRICAL UTILITY SERVICES	6,853.30	ELEC CONSTRUCTION & MAINT
PIKE ELECTRIC, LLC		4/27/22				PAY APPLICATION FOR PAYMENT OF INVOICES UNDER PREVIOUSLY APPROVED BPA 31300028665 FOR MISC. ELECTRICAL UTILITY SERVICES	7,412.80	ELEC CONSTRUCTION & MAINT
PIKE ELECTRIC, LLC		4/27/22				PAY APPLICATION FOR PAYMENT OF INVOICES UNDER PREVIOUSLY APPROVED BPA 31300028665 FOR MISC. ELECTRICAL UTILITY SERVICES	7,902.06	ELEC CONSTRUCTION & MAINT
PIKE ELECTRIC, LLC		4/27/22				PAY APPLICATION FOR PAYMENT OF INVOICES UNDER PREVIOUSLY APPROVED BPA 31300028665 FOR MISC. ELECTRICAL UTILITY SERVICES	10,468.80	ELEC CONSTRUCTION & MAINT
PIKE ELECTRIC, LLC		4/27/22				PAY APPLICATION FOR PAYMENT OF INVOICES UNDER PREVIOUSLY APPROVED BPA 31300028665 FOR MISC. ELECTRICAL UTILITY SERVICES	11,094.00	ELEC CONSTRUCTION & MAINT
PIKE ELECTRIC, LLC		4/27/22				PAY APPLICATION FOR PAYMENT OF INVOICES UNDER PREVIOUSLY APPROVED BPA 31300028665 FOR MISC. ELECTRICAL UTILITY SERVICES	11,094.00	ELEC CONSTRUCTION & MAINT
PIKE ELECTRIC, LLC		4/27/22				PAY APPLICATION FOR PAYMENT OF INVOICES UNDER PREVIOUSLY APPROVED BPA 31300028665 FOR MISC. ELECTRICAL UTILITY SERVICES	11,351.20	ELEC CONSTRUCTION & MAINT
PIKE ELECTRIC, LLC		4/27/22				PAY APPLICATION FOR PAYMENT OF INVOICES UNDER PREVIOUSLY APPROVED BPA 31300028665 FOR MISC. ELECTRICAL UTILITY SERVICES	11,436.80	ELEC CONSTRUCTION & MAINT
PIKE ELECTRIC, LLC		4/27/22				PAY APPLICATION FOR PAYMENT OF INVOICES UNDER PREVIOUSLY APPROVED BPA 31300028665 FOR MISC. ELECTRICAL UTILITY SERVICES	11,825.60	ELEC CONSTRUCTION & MAINT

Purchase Order Detail Report

Supplier Name	PO Number	PO Date	PO Qty	Avg Unit Price	UOM	Item Description	PO Amount	Department
						ELECTRICAL UTILITY SERVICES		
PIKE ELECTRIC, LLC		4/27/22				PAY APPLICATION FOR PAYMENT OF INVOICES UNDER PREVIOUSLY APPROVED BPA 31300028665 FOR MISC. ELECTRICAL UTILITY SERVICES	11,943.00	ELEC CONSTRUCTION & MAINT
PIKE ELECTRIC, LLC		4/27/22				PAY APPLICATION FOR PAYMENT OF INVOICES UNDER PREVIOUSLY APPROVED BPA 31300028665 FOR MISC. ELECTRICAL UTILITY SERVICES	12,673.96	ELEC CONSTRUCTION & MAINT
PIKE ELECTRIC, LLC		4/27/22				PAY APPLICATION FOR PAYMENT OF INVOICES UNDER PREVIOUSLY APPROVED BPA 31300028665 FOR MISC. ELECTRICAL UTILITY SERVICES	12,972.80	ELEC CONSTRUCTION & MAINT
PIKE ELECTRIC, LLC		4/27/22				PAY APPLICATION FOR PAYMENT OF INVOICES UNDER PREVIOUSLY APPROVED BPA 31300028665 FOR MISC. ELECTRICAL UTILITY SERVICES	12,972.80	ELEC CONSTRUCTION & MAINT
PIKE ELECTRIC, LLC		4/27/22				PAY APPLICATION FOR PAYMENT OF INVOICES UNDER PREVIOUSLY APPROVED BPA 31300028665 FOR MISC. ELECTRICAL UTILITY SERVICES	14,858.00	ELEC CONSTRUCTION & MAINT
						PO 31300030383 Total	171,022.87	
						PIKE ELECTRIC, LLC Total	171,022.87	

Supplier Name	PO Number	PO Date	PO Qty	Avg Unit Price	UOM	Item Description	PO Amount	Department
PITNEY BOWES INC.	31300030236	4/12/22				QUARTERLY LEASE FOR PITNEY BOWES MAIL MACHINE AND SENDSUITE TRACKING SOFTWARE	198.00	BOND INTEREST EXPENSE
PITNEY BOWES INC.		4/12/22				QUARTERLY LEASE FOR PITNEY BOWES MAIL MACHINE AND SENDSUITE TRACKING SOFTWARE	2,389.00	NO SPECIFIC DEPARTMENT
						PO 31300030236 Total	2,587.00	
						PITNEY BOWES INC. Total	2,587.00	

Supplier Name	PO Number	PO Date	PO Qty	Avg Unit Price	UOM	Item Description	PO Amount	Department
POYNER & SPRUILL LLP	31300028269	4/29/22				ADDITIONAL FUNDS TO BE ADDED TO PO31300028269 POYNER SPRUILL (0355)	8,000.00	HUMAN RESOURCES
PO 31300028269 Total							8,000.00	
POYNER & SPRUILL LLP Total							8,000.00	

Supplier Name	PO Number	PO Date	PO Qty	Avg Unit Price	UOM	Item Description	PO Amount	Department
QUALITY CONCRETE CO.,INC.	31300030365	4/25/22				PAY APPLICATION FOR PREVIOUSLY APPROVED BPA 31300028237 FOR WHOLESALE CONCRETE FOR ELECTRICAL CONSTRUCTION DEPARTMENT	167.00	ELEC CONSTRUCTION & MAINT
QUALITY CONCRETE CO.,INC.		4/25/22				PAY APPLICATION FOR PREVIOUSLY APPROVED BPA 31300028237 FOR WHOLESALE CONCRETE FOR ELECTRICAL CONSTRUCTION DEPARTMENT	320.00	ELEC CONSTRUCTION & MAINT
QUALITY CONCRETE CO.,INC.		4/25/22				PAY APPLICATION FOR PREVIOUSLY APPROVED BPA 31300028237 FOR WHOLESALE CONCRETE FOR ELECTRICAL CONSTRUCTION DEPARTMENT	2,972.19	ELEC CONSTRUCTION & MAINT

Purchase Order Detail Report

Supplier Name	PO Number	PO Date	PO Qty	Avg Unit Price	UOM	Item Description	PO Amount	Department
QUALITY CONCRETE CO.,INC.		4/25/22				PAY APPLICATION FOR PREVIOUSLY APPROVED BPA 31300028237 FOR WHOLESALE CONCRETE FOR ELECTRICAL CONSTRUCTION DEPARTMENT	6,719.73	ELEC CONSTRUCTION & MAINT
						PO 31300030365 Total	10,178.92	
QUALITY CONCRETE CO.,INC.	31300030364	4/25/22				PAY APPLICATION FOR PREVIOUSLY APPROVED BPA 31300028237 FOR WHOLESALE CONCRETE FOR ELECTRICAL CONSTRUCTION DEPARTMENT	702.28	ELEC CONSTRUCTION & MAINT
QUALITY CONCRETE CO.,INC.		4/25/22				PAY APPLICATION FOR PREVIOUSLY APPROVED BPA 31300028237 FOR WHOLESALE CONCRETE FOR ELECTRICAL CONSTRUCTION DEPARTMENT	875.35	ELEC CONSTRUCTION & MAINT
QUALITY CONCRETE CO.,INC.		4/25/22				PAY APPLICATION FOR PREVIOUSLY APPROVED BPA 31300028237 FOR WHOLESALE CONCRETE FOR ELECTRICAL CONSTRUCTION DEPARTMENT	1,071.75	ELEC CONSTRUCTION & MAINT
QUALITY CONCRETE CO.,INC.		4/25/22				PAY APPLICATION FOR PREVIOUSLY APPROVED BPA 31300028237 FOR WHOLESALE CONCRETE FOR ELECTRICAL CONSTRUCTION DEPARTMENT	2,212.00	ELEC CONSTRUCTION & MAINT
QUALITY CONCRETE CO.,INC.		4/25/22				PAY APPLICATION FOR PREVIOUSLY APPROVED BPA 31300028237 FOR WHOLESALE CONCRETE FOR ELECTRICAL CONSTRUCTION DEPARTMENT	2,462.99	ELEC CONSTRUCTION & MAINT
						PO 31300030364 Total	7,324.37	
						QUALITY CONCRETE CO.,INC. Total	17,503.29	

Supplier Name	PO Number	PO Date	PO Qty	Avg Unit Price	UOM	Item Description	PO Amount	Department
RADWELL INTERNATIONAL, INC.	31300030201	4/8/22	1.00	893.00	EA	BREAKER, MOLDED CASE CIRCUIT, GE TED124015, 2 POLE 15 AMP 480AC 250DC	893.00	OTHER DEDUCTIONS
						PO 31300030201 Total	893.00	
						RADWELL INTERNATIONAL, INC. Total	893.00	

Supplier Name	PO Number	PO Date	PO Qty	Avg Unit Price	UOM	Item Description	PO Amount	Department
RAEFORD HARDWARE CO.	31300030294	4/19/22				BOX FANS FOR ANNUAL PROMOTION	2,419.00	COMMUNICATIONS/COMMUNITY RELATIONS
						PO 31300030294 Total	2,419.00	
						RAEFORD HARDWARE CO. Total	2,419.00	

Supplier Name	PO Number	PO Date	PO Qty	Avg Unit Price	UOM	Item Description	PO Amount	Department
RAYCO SAFETY INC.	31300030183	4/8/22	150.00	17.35	EA	SHIELD, HONEYWELL UVEX BIONIX	2,602.50	OTHER DEDUCTIONS
RAYCO SAFETY INC.		4/7/22	60.00	61.00	PR	SLEEVE, HEXARMOR, 19" ARM, L	3,660.00	OTHER DEDUCTIONS
RAYCO SAFETY INC.		4/7/22	60.00	61.00	PR	SLEEVE, HEXARMOR, 19", ARM, XL	3,660.00	OTHER DEDUCTIONS
RAYCO SAFETY INC.		4/7/22	60.00	71.00	PR	SLEEVE, HEXARMOR, 19" ARM, 2X	4,260.00	OTHER DEDUCTIONS
RAYCO SAFETY INC.		4/7/22	60.00	71.00	PR	SLEEVE, HEXARMOR, 19" ARMS, 3X	4,260.00	OTHER DEDUCTIONS
						PO 31300030183 Total	18,442.50	
RAYCO SAFETY INC.	31300030136	4/1/22	29.00	1.39	RL	FLAGGING, SURVEYOR, 1", FLUORESCENT PINK	40.31	OTHER DEDUCTIONS
RAYCO SAFETY INC.		4/1/22	11.00	57.75	EA	SIGN, "NO TRESPASSING", 18" X 24"	635.25	OTHER DEDUCTIONS

Purchase Order Detail Report

Supplier Name	PO Number	PO Date	PO Qty	Avg Unit Price	UOM	Item Description	PO Amount	Department
RAYCO SAFETY INC.		4/1/22	53.00	32.99	EA	HARDHAT, (CLASS ?E? TYPE I), NON-VENTED, WHITE FULL BRIM	1,748.47	OTHER DEDUCTIONS
						PO 31300030136 Total	2,424.03	
RAYCO SAFETY INC.	31300030275	4/14/22	17.00	37.50	EA	COOLER, 3 GALLON	637.50	OTHER DEDUCTIONS
						PO 31300030275 Total	637.50	
RAYCO SAFETY INC.	31300030227	4/11/22	30.00	0.74	EA	BANDAGE, ADHESIVE, 3/4" X 3-1/2"	22.20	OTHER DEDUCTIONS
RAYCO SAFETY INC.		4/11/22	30.00	1.67	EA	BOOKLET, FIRST AID	50.10	OTHER DEDUCTIONS
RAYCO SAFETY INC.		4/11/22	30.00	1.75	EA	BANDAGE, TRIANGLE, 40"	52.50	OTHER DEDUCTIONS
RAYCO SAFETY INC.		4/11/22	30.00	1.94	EA	BANDAGE, COMPRESS, 4", NON-ADHERENT	58.20	OTHER DEDUCTIONS
RAYCO SAFETY INC.		4/11/22	30.00	1.94	EA	TAPE, ADHESIVE, 1/2" X 2-1/2 YDS.	58.20	OTHER DEDUCTIONS
RAYCO SAFETY INC.		4/11/22	30.00	2.47	EA	GAUZE, 2" X 6 YDS.	74.10	OTHER DEDUCTIONS
RAYCO SAFETY INC.		4/11/22	30.00	10.55	EA	PACK, CPR MASK AND PROTECTIVE VINYL GLOVES	316.50	OTHER DEDUCTIONS
						PO 31300030227 Total	631.80	
RAYCO SAFETY INC.	31300030349	4/22/22	30.00	3.65	EA	CREAM, BARRIER	109.50	OTHER DEDUCTIONS
						PO 31300030349 Total	109.50	
RAYCO SAFETY INC.	31300030376	4/27/22	61.00	1.39	EA	FLAG, 1", ORANGE, ROLL	84.79	OTHER DEDUCTIONS
						PO 31300030376 Total	84.79	
						RAYCO SAFETY INC. Total	22,330.12	

Supplier Name	PO Number	PO Date	PO Qty	Avg Unit Price	UOM	Item Description	PO Amount	Department
RIVER CITY CONSTRUCTION INC	31300030168	4/6/22				PAY APPLICATIONS UNDER PREVIOUSLY APPROVED BPA31300028187 FOR ANNUAL CONTRACT FOR OVERHEAD ELECTRIC DISTRIBUTION CONSTRUCTION SERVICES	3,547.50	ELEC CONSTRUCTION & MAINT
RIVER CITY CONSTRUCTION INC		4/6/22				PAY APPLICATIONS UNDER PREVIOUSLY APPROVED BPA31300028187 FOR ANNUAL CONTRACT FOR OVERHEAD ELECTRIC DISTRIBUTION CONSTRUCTION SERVICES	11,097.70	ELEC CONSTRUCTION & MAINT
RIVER CITY CONSTRUCTION INC		4/6/22				PAY APPLICATIONS UNDER PREVIOUSLY APPROVED BPA31300028187 FOR ANNUAL CONTRACT FOR OVERHEAD ELECTRIC DISTRIBUTION CONSTRUCTION SERVICES	11,287.30	ELEC CONSTRUCTION & MAINT
						PO 31300030168 Total	25,932.50	
RIVER CITY CONSTRUCTION INC	31300030308	4/20/22				PAY APPLICATIONS FOR PREVIOUSLY APPROVED BPA#31300028004 FOR ANNUAL STUB POLE WORK UNDER THE CONTRACT FOR OVERHEAD ELECTRIC DISTRIBUTION CONSTRUCTION SERVICES (FY2022)	7,095.00	ELEC CONSTRUCTION & MAINT
RIVER CITY CONSTRUCTION INC		4/20/22				PAY APPLICATIONS FOR PREVIOUSLY APPROVED BPA#31300028004 FOR ANNUAL STUB POLE WORK UNDER THE CONTRACT FOR OVERHEAD ELECTRIC DISTRIBUTION CONSTRUCTION SERVICES (FY2022)	16,390.40	ELEC CONSTRUCTION & MAINT
						PO 31300030308 Total	23,485.40	
RIVER CITY CONSTRUCTION INC	31300030316	4/20/22				PAY APPLICATIONS UNDER PREVIOUSLY APPROVED BPA31300028187 FOR ANNUAL CONTRACT FOR	2,418.75	ELEC CONSTRUCTION & MAINT

Purchase Order Detail Report

Supplier Name	PO Number	PO Date	PO Qty	Avg Unit Price	UOM	Item Description	PO Amount	Department
						OVERHEAD ELECTRIC DISTRIBUTION CONSTRUCTION SERVICES		
RIVER CITY CONSTRUCTION INC		4/20/22				PAY APPLICATIONS UNDER PREVIOUSLY APPROVED BPA31300028187 FOR ANNUAL CONTRACT FOR OVERHEAD ELECTRIC DISTRIBUTION CONSTRUCTION SERVICES	19,843.00	ELEC CONSTRUCTION & MAINT
						PO 31300030316 Total	22,261.75	
RIVER CITY CONSTRUCTION INC	31300030213	4/11/22				PAY APPLICATIONS UNDER PREVIOUSLY APPROVED BPA31300028187 FOR ANNUAL CONTRACT FOR OVERHEAD ELECTRIC DISTRIBUTION CONSTRUCTION SERVICES	8,785.50	ELEC CONSTRUCTION & MAINT
RIVER CITY CONSTRUCTION INC		4/11/22				PAY APPLICATIONS UNDER PREVIOUSLY APPROVED BPA31300028187 FOR ANNUAL CONTRACT FOR OVERHEAD ELECTRIC DISTRIBUTION CONSTRUCTION SERVICES	11,951.00	ELEC CONSTRUCTION & MAINT
						PO 31300030213 Total	20,736.50	
RIVER CITY CONSTRUCTION INC	31300030204	4/8/22				PAY APPLICATIONS FOR PREVIOUSLY APPROVED BPA#31300028004 FOR ANNUAL STUB POLE WORK UNDER THE CONTRACT FOR OVERHEAD ELECTRIC DISTRIBUTION CONSTRUCTION SERVICES (FY2022)	7,417.50	ELEC CONSTRUCTION & MAINT
						PO 31300030204 Total	7,417.50	
						RIVER CITY CONSTRUCTION INC Total	99,833.65	

Supplier Name	PO Number	PO Date	PO Qty	Avg Unit Price	UOM	Item Description	PO Amount	Department
ROBINSON, BRADSHAW AND HINSON, P.A.	31300028520	4/7/22				TO ADD BACK THE \$5038 REMOVED FROM THE ORIGINAL AMOUNT PER ATTACHED EMAIL FROM LEGAL	5,038.00	LEGAL ADMINISTRATION
ROBINSON, BRADSHAW AND HINSON, P.A.		4/19/22				THIRD AMENDMENT TO SERVICE AGREEMENT FOR ADDITIONAL LEGAL SERVICES RELATED TO RESPONSES TO NTE SUBPOENAS TO ADD \$35000	35,000.00	LEGAL ADMINISTRATION
						PO 31300028520 Total	40,038.00	
						ROBINSON, BRADSHAW AND HINSON, P.A. Total	40,038.00	

Supplier Name	PO Number	PO Date	PO Qty	Avg Unit Price	UOM	Item Description	PO Amount	Department
ROSEMOUNT INC.	31300030344	4/21/22				TO PURCHASE REPLACEMENT ROSEMOUNT TRANSMITTERS FOR THE #2 FILTER AT THE GLENVILLE LAKE WTP IN ACCORDANCE WITH EMERSON PROPOSAL: 10116147 VER: 3	8,277.02	GLENVILLE LK WTR TRMT FACILITY
						PO 31300030344 Total	8,277.02	
						ROSEMOUNT INC. Total	8,277.02	

Supplier Name	PO Number	PO Date	PO Qty	Avg Unit Price	UOM	Item Description	PO Amount	Department
S&G SMITH CORPORATION	31300030329	4/21/22	100.00	18.92	EA	REBUILD KIT, GAS PURGE VLV 501-373, G/T'S	1,892.00	OTHER DEDUCTIONS
						PO 31300030329 Total	1,892.00	

Purchase Order Detail Report

Supplier Name	PO Number	PO Date	PO Qty	Avg Unit Price	UOM	Item Description	PO Amount	Department
S&G SMITH CORPORATION	31300030368	4/26/22	3.00	20.09	EA	ELBOW,UNION 1/4" TUBE, SS-400-9	60.27	OTHER DEDUCTIONS
S&G SMITH CORPORATION		4/26/22	4.00	30.13	EA	ELBOW, MALE 1/2"T TO 3/8"MP, SS-810-2-6	120.52	OTHER DEDUCTIONS
						PO 31300030368 Total	180.79	
						S&G SMITH CORPORATION Total	2,072.79	

Supplier Name	PO Number	PO Date	PO Qty	Avg Unit Price	UOM	Item Description	PO Amount	Department
SAFETY PRODUCTS INC.	31300030152	4/4/22	225.00	23.00	EA	CONE, TRAFFIC, 36", W/PWC LOGO ON SIDE	5,175.00	OTHER DEDUCTIONS
SAFETY PRODUCTS INC.		4/4/22	225.00	23.95	EA	CONE, TRAFFIC, 36", W/PWC LOGO ON SIDE	5,388.75	OTHER DEDUCTIONS
						PO 31300030152 Total	10,563.75	
SAFETY PRODUCTS INC.	31300030184	4/7/22	4.00	109.00	EA	SIGN, "MERGE RIGHT", REFLECTIVE VINYL	436.00	OTHER DEDUCTIONS
SAFETY PRODUCTS INC.		4/7/22	5.00	109.00	EA	SIGN, "DETOUR RIGHT", REFLECTIVE VINYL	545.00	OTHER DEDUCTIONS
SAFETY PRODUCTS INC.		4/7/22	8.00	109.00	EA	SIGN, "LEFT LANE CLOSED AHEAD", REFLECTIVE VINYL	872.00	OTHER DEDUCTIONS
SAFETY PRODUCTS INC.		4/7/22	14.00	109.00	EA	SIGN, W/MEN WORKING SYMBOL, REFLECTIVE VINYL	1,526.00	OTHER DEDUCTIONS
SAFETY PRODUCTS INC.		4/7/22	24.00	105.00	EA	STAND, SIGN	2,520.00	OTHER DEDUCTIONS
						PO 31300030184 Total	5,899.00	
SAFETY PRODUCTS INC.	31300030325	4/20/22				(QTY:2)D1XTXWHMYNA-GAS ALERT MONITORS @\$855 EA;(QTY:6)D1GAVPA1-VEHICLE POWER DC-@\$53.00 EA; (QTY:1)DOCK221C1M00G-DOCKING STATION @\$1800.00;(QTY:1)DEMANDFLOW-INSTR PUMP @ \$250.00; (QTY:1)58L421-CAL. GAS AT \$176.00; (QTY: 1)HAZMATFEE @ \$46.00	4,300.00	WATER/WASTEWATER FAC MNT
						PO 31300030325 Total	4,300.00	
SAFETY PRODUCTS INC.	31300030314	4/20/22				QTY=100 - 42" CHANNELIZER CONE (4) 6" HI INT STRIPES OWOW, 16LB BASE - AT \$35.75 EACH. FREIGHT IS INCLUDED.	1,787.50	WASTEWATER CONST. & MAINT.
SAFETY PRODUCTS INC.		4/20/22				QTY=100 - 42" CHANNELIZER CONE (4) 6" HI INT STRIPES OWOW, 16LB BASE - AT \$35.75 EACH. FREIGHT IS INCLUDED.	1,787.50	WATER CONST & MAINT
						PO 31300030314 Total	3,575.00	
SAFETY PRODUCTS INC.	31300030147	4/4/22	6.00	109.00	EA	SIGN, "ROAD CLOSED AHEAD", REFLECTIVE VINYL	654.00	OTHER DEDUCTIONS
						PO 31300030147 Total	654.00	
						SAFETY PRODUCTS INC. Total	24,991.75	

Supplier Name	PO Number	PO Date	PO Qty	Avg Unit Price	UOM	Item Description	PO Amount	Department
SAFFO CONTRACTORS, INC.	31300030345	4/22/22				SAFFO CONTRACTORS-TO FURNISH ALL MATERIALS, EQUIPMENT, AND LABOR TO PAINT THE TES BUILDING EXTERIOR AND MISCELLANEOUS ITEMS	23,625.00	OTHER PRODUCTION GENERATION
						PO 31300030345 Total	23,625.00	
						SAFFO CONTRACTORS, INC. Total	23,625.00	

Supplier Name	PO Number	PO Date	PO Qty	Avg Unit Price	UOM	Item Description	PO Amount	Department
SANFORD CONTRACTORS, INC.	31300027410	4/1/22				CHANGE ORDER #2 Big Rockfish Lift Station Eliminations CO #2 (WO 2004997 CPR1000427)	20,502.73	NO SPECIFIC DEPARTMENT

Purchase Order Detail Report

Supplier Name	PO Number	PO Date	PO Qty	Avg Unit Price	UOM	Item Description	PO Amount	Department
SANFORD CONTRACTORS, INC.		4/1/22				CHANGE ORDER #2Big Rockfish Creek Outfall Construction CO #2 (WO 1806805 CPR1000310)	1,363,626.51	NO SPECIFIC DEPARTMENT
						PO 31300027410 Total	1,384,129.24	
						SANFORD CONTRACTORS, INC. Total	1,384,129.24	

Supplier Name	PO Number	PO Date	PO Qty	Avg Unit Price	UOM	Item Description	PO Amount	Department
SAPIENSIT CONSULTING GMBH	31300030203	4/8/22				SHAREPOINT SAPIENS - EVENT MANAGEMENT FOR OFFICE 365	4,560.00	TELECOMMUNICATIONS
						PO 31300030203 Total	4,560.00	
						SAPIENSIT CONSULTING GMBH Total	4,560.00	

Supplier Name	PO Number	PO Date	PO Qty	Avg Unit Price	UOM	Item Description	PO Amount	Department
SCHWEITZER ENGINEERING LABORATORIES, INC.	31300030196	4/8/22	3.00	439.00	EA	Schweitzer Engineering Laboratories 8011-02 ICON 19-inch Chassis Power Module, High Voltage AC/DC, 120?240Vac, 125?250Vdc,92W, Terminal Block.	1,317.00	ELECTRIC ADMINISTRATION
SCHWEITZER ENGINEERING LABORATORIES, INC.		4/8/22	3.00	659.00	EA	Schweitzer Engineering Laboratories 8030-01 ICON Server Module	1,977.00	ELECTRIC ADMINISTRATION
SCHWEITZER ENGINEERING LABORATORIES, INC.		4/8/22	3.00	1,090.00	EA	Schweitzer Engineering Laboratories 8036-01 ICON Ethernet Bridging Access Module	3,270.00	ELECTRIC ADMINISTRATION
SCHWEITZER ENGINEERING LABORATORIES, INC.		4/8/22	10.00	397.10	EA	Schweitzer Engineering Laboratories 9331A001XX SEL-9331 Power Supply	3,971.00	ELECTRIC ADMINISTRATION
SCHWEITZER ENGINEERING LABORATORIES, INC.		4/8/22	10.00	439.00	EA	Schweitzer Engineering Laboratories 8011-02 ICON 19-inch Chassis Power Module, High Voltage AC/DC, 120?240Vac, 125?250Vdc,92W, Terminal Block.	4,390.00	ELECTRIC ADMINISTRATION
SCHWEITZER ENGINEERING LABORATORIES, INC.		4/8/22	10.00	439.00	EA	Schweitzer Engineering Laboratories 8011-03 ICON 19-inch Chassis Power Module, Medium Voltage DC, 24?48Vdc, 92W, TerminalBlock.	4,390.00	ELECTRIC ADMINISTRATION
SCHWEITZER ENGINEERING LABORATORIES, INC.		4/8/22	10.00	459.65	EA	Schweitzer Engineering Laboratories 9331B001XX SEL-9331 Power Supply	4,596.50	ELECTRIC ADMINISTRATION
SCHWEITZER ENGINEERING LABORATORIES, INC.		4/8/22	3.00	1,640.00	EA	Schweitzer Engineering Laboratories 8021-01 ICON Protected Line Module	4,920.00	ELECTRIC ADMINISTRATION
						PO 31300030196 Total	28,831.50	
						SCHWEITZER ENGINEERING LABORATORIES, INC. Total	28,831.50	

Supplier Name	PO Number	PO Date	PO Qty	Avg Unit Price	UOM	Item Description	PO Amount	Department
SCOTT'S BODY SHOP	31300030217	4/11/22				PO for the accident repair of a PWC truck from Scott's Body Shop	2,000.00	FLEET MAINTENANCE
						PO 31300030217 Total	2,000.00	
						SCOTT'S BODY SHOP Total	2,000.00	

Supplier Name	PO Number	PO Date	PO Qty	Avg Unit Price	UOM	Item Description	PO Amount	Department
SEEGARS FENCE CO. INC. OF FAY.	31300030205	4/8/22				BLANKET PURCHASE AGREEMENT TO PROCESS PAY	4,276.27	WASTEWATER CONST. & MAINT.

Purchase Order Detail Report

Supplier Name	PO Number	PO Date	PO Qty	Avg Unit Price	UOM	Item Description	PO Amount	Department
						APPLICATIONS FOR PREVIOUSLY APPROVED BPA#31300028644 FOR ON-CALL MISCELLANEOUS FENCE/GATE REPAIRS/REPLACEMENTS FOR WRC FOR FY22.		
						PO 31300030205 Total	4,276.27	
						SEEGARS FENCE CO. INC. OF FAY. Total	4,276.27	

Supplier Name	PO Number	PO Date	PO Qty	Avg Unit Price	UOM	Item Description	PO Amount	Department
SELLERS CONCRETE FINISHING	31300030330	4/21/22				PAY APPLICATIONS FOR PAYMENT OF INVOICES UNDER PREVIOUSLY APPROVED BPA #31300028430 FOR MISC ON-CALL CONCRETE WORK - W/R CONSTRUCTION	2,916.95	WATER ADMINISTRATION
						PO 31300030330 Total	2,916.95	
SELLERS CONCRETE FINISHING	31300030178	4/6/22				PAY APPLICATIONS FOR PAYMENT OF INVOICES UNDER PREVIOUSLY APPROVED BPA #31300028430 FOR MISC ON-CALL CONCRETE WORK - W/R CONSTRUCTION	2,887.66	WATER CONST & MAINT
						PO 31300030178 Total	2,887.66	
SELLERS CONCRETE FINISHING	31300030303	4/20/22				PAY APPLICATIONS FOR PAYMENT OF INVOICES UNDER PREVIOUSLY APPROVED BPA #31300028430 FOR MISC ON-CALL CONCRETE WORK - W/R CONSTRUCTION	1,371.11	WATER ADMINISTRATION
						PO 31300030303 Total	1,371.11	
						SELLERS CONCRETE FINISHING Total	7,175.72	

Supplier Name	PO Number	PO Date	PO Qty	Avg Unit Price	UOM	Item Description	PO Amount	Department
SHEALY ELECTRICAL WHOLESALERS	31300030396	4/28/22	40.00	54.48	EA	BUSHING, PARKING, 200 A LOADBREAK	2,179.20	OTHER DEDUCTIONS
SHEALY ELECTRICAL WHOLESALERS		4/28/22	425.00	7.19	EA	TRANSFORMER, WARNING, NOTICE LABEL	3,055.75	OTHER DEDUCTIONS
SHEALY ELECTRICAL WHOLESALERS		4/28/22	111.00	38.65	EA	CAP, INSULATING, W/GROUND, 25 KV	4,290.15	OTHER DEDUCTIONS
						PO 31300030396 Total	9,525.10	
						SHEALY ELECTRICAL WHOLESALERS Total	9,525.10	

Supplier Name	PO Number	PO Date	PO Qty	Avg Unit Price	UOM	Item Description	PO Amount	Department
SHERMAN & REILLY, INC.	31300030346	4/22/22	20.00	126.00	EA	BLOCK, UNIV. STRINGING, CONDUCTOR	2,520.00	OTHER DEDUCTIONS
						PO 31300030346 Total	2,520.00	
						SHERMAN & REILLY, INC. Total	2,520.00	

Supplier Name	PO Number	PO Date	PO Qty	Avg Unit Price	UOM	Item Description	PO Amount	Department
SHI- GOVERNMENT SOLUTIONS	31300030195	4/8/22				SHI - VMWARE SUPPORT AND SUBSCRIPTION - 4/4/2022 - 8/31/2023	95,826.28	TELECOMMUNICATIONS
						PO 31300030195 Total	95,826.28	
SHI- GOVERNMENT SOLUTIONS	31300030215	4/11/22				SHI - (7) VERKADA COMMAND CLOUD SERVICE & (6) SENSOR LICENSE FOR 5 YEARS	7,671.85	TELECOMMUNICATIONS
SHI- GOVERNMENT SOLUTIONS		4/11/22				SHI - (7) CD42 INDOOR DOME CAMERA & (6) MULTIPURPOSE SENSOR WIRED	8,151.00	TELECOMMUNICATIONS

Purchase Order Detail Report

Supplier Name	PO Number	PO Date	PO Qty	Avg Unit Price	UOM	Item Description	PO Amount	Department
						PO 31300030215 Total	15,822.85	
SHI- GOVERNMENT SOLUTIONS	31300030190	4/7/22				SHI - INFORMCAST ADVANCED NOTIFICATION SUBSCRIPTION ENDPOINT LICENSING - 3/29/22 THRU 8/31/2023	7,430.00	TELECOMMUNICATIONS
						PO 31300030190 Total	7,430.00	
SHI- GOVERNMENT SOLUTIONS	31300030304	4/20/22				SHI - (2) LENOVO THINKPADS - MICHAEL K & DAVID G	5,131.58	TELECOMMUNICATIONS
						PO 31300030304 Total	5,131.58	
						SHI- GOVERNMENT SOLUTIONS Total	124,210.71	
Supplier Name	PO Number	PO Date	PO Qty	Avg Unit Price	UOM	Item Description	PO Amount	Department
SIRIUS COMPUTER SOLUTIONS, INC	31300030286	4/18/22				SIRIUS - NETWORK EQUIPMENT FOR 2022 (SUPPORT)	10,023.40	TELECOMMUNICATIONS
SIRIUS COMPUTER SOLUTIONS, INC		4/18/22				SIRIUS - NETWORK EQUIPMENT FOR 2022 (LICENSING)	52,356.62	TELECOMMUNICATIONS
SIRIUS COMPUTER SOLUTIONS, INC		4/18/22				SIRIUS - NETWORK EQUIPMENT FOR 2022 (HARDWARE)	88,546.56	TELECOMMUNICATIONS
						PO 31300030286 Total	150,926.58	
						SIRIUS COMPUTER SOLUTIONS, INC Total	150,926.58	
Supplier Name	PO Number	PO Date	PO Qty	Avg Unit Price	UOM	Item Description	PO Amount	Department
SLUDGE PROCESS ENHANCEMENT	31300030239	4/13/22	11500.00	1.63	LB	POLYMER,LIQUID SPEC 9454	18,745.00	OTHER DEDUCTIONS
						PO 31300030239 Total	18,745.00	
						SLUDGE PROCESS ENHANCEMENT Total	18,745.00	
Supplier Name	PO Number	PO Date	PO Qty	Avg Unit Price	UOM	Item Description	PO Amount	Department
SOFTWARE ONE INC	31300030377	4/27/22				SOFTWARE ONE - OFFICE 365 SHARE SERVER // PROJECT ONLINE PRO // AUDIO CONFERENCING SELECT DIAL OUT	1,278.30	TELECOMMUNICATIONS
						PO 31300030377 Total	1,278.30	
						SOFTWARE ONE INC Total	1,278.30	
Supplier Name	PO Number	PO Date	PO Qty	Avg Unit Price	UOM	Item Description	PO Amount	Department
SOUTHEAST VALVE, INC.	31300030337	4/21/22				(SVI) VELAN VALVE, B14-3114P-02T QUOTE: 1111061 3/29/22	18,165.00	STEAM PRODUCTION GENERATION
						PO 31300030337 Total	18,165.00	
SOUTHEAST VALVE, INC.	31300030404	4/29/22				(SVI) PROVIDE LABOR, EQUIPMENT, AND MATERIAL TO INSTALL SWING CHECK VALVE ON HRSG#3	10,850.00	STEAM PRODUCTION GENERATION
						PO 31300030404 Total	10,850.00	
SOUTHEAST VALVE, INC.	31300030108	4/29/22				(SVI) INCREASE EMERGENCY BLANKET PO 31300030108 FOR VALVE INSPECT AND REPAIR ON HRSG#3.	1,263.81	STEAM PRODUCTION GENERATION
						PO 31300030108 Total	1,263.81	
						SOUTHEAST VALVE, INC. Total	30,278.81	

Purchase Order Detail Report

Supplier Name	PO Number	PO Date	PO Qty	Avg Unit Price	UOM	Item Description	PO Amount	Department
STUART C. IRBY COMPANY	31300030154	4/4/22	150.00	0.97	EA	BOLT, MACHINE, 5/8" X 8"	145.50	OTHER DEDUCTIONS
STUART C. IRBY COMPANY		4/4/22	80.00	4.35	EA	GUY, ATTACHMENT, COMBINATION, 5/8"	348.00	OTHER DEDUCTIONS
STUART C. IRBY COMPANY		4/4/22	18000.00	0.74	FT	CONDUCTOR, 1/0 AAAC 6201	13,320.00	OTHER DEDUCTIONS
PO 31300030154 Total						13,813.50		
STUART C. IRBY COMPANY	31300030347	4/22/22	18.00	51.05	EA	CLAMP,ANGLE SUSPENSION,954 AL	918.90	OTHER DEDUCTIONS
STUART C. IRBY COMPANY		4/22/22	34.00	28.25	EA	CONNECTOR, AL. STUD, 6 X 500 MCM	960.50	OTHER DEDUCTIONS
STUART C. IRBY COMPANY		4/22/22	13.00	86.50	EA	ARRESTER, 21 KV, HEAVY-DUTY, CROSSARM MOUNT	1,124.50	OTHER DEDUCTIONS
STUART C. IRBY COMPANY		4/22/22	204.00	9.20	EA	PD-LK,BRASS,SUB-STA,KEYED ALIKE,#621-KA	1,876.80	OTHER DEDUCTIONS
STUART C. IRBY COMPANY		4/22/22	20.00	138.00	EA	ELBOW, 45 DEGREE, 6" SCH 40 PVC	2,760.00	OTHER DEDUCTIONS
PO 31300030347 Total						7,640.70		
STUART C. IRBY COMPANY	31300030197	4/8/22	200.00	0.59	EA	HOOK, 5" DRIVE	118.00	OTHER DEDUCTIONS
STUART C. IRBY COMPANY		4/8/22	40.00	4.80	EA	BOLT, MACHINE, 3/4" X 22"	192.00	OTHER DEDUCTIONS
STUART C. IRBY COMPANY		4/8/22	150.00	2.20	EA	NUT, EYE, GALV, 3/4"	330.00	OTHER DEDUCTIONS
STUART C. IRBY COMPANY		4/8/22	350.00	3.60	EA	BOLT, OVAL EYE, 5/8" X 10"	1,260.00	OTHER DEDUCTIONS
PO 31300030197 Total						1,900.00		
STUART C. IRBY COMPANY	31300030268	4/14/22	600.00	0.38	EA	BOLT, CARRIAGE, GALV, 3/8 X 4-1/2" W/NUT	228.00	OTHER DEDUCTIONS
STUART C. IRBY COMPANY		4/14/22	125.00	5.40	EA	BOLT, DOUBLE ARMING, 5/8" X 22"	675.00	OTHER DEDUCTIONS
PO 31300030268 Total						903.00		
STUART C. IRBY COMPANY Total						24,257.20		

Supplier Name	PO Number	PO Date	PO Qty	Avg Unit Price	UOM	Item Description	PO Amount	Department
SUBURBAN PROPANE	31300028000	4/18/22				(SUBURBAN PROPANE) ADD TO BLANKET PO 31300028000 APR 2022-JUN 2022	1,500.00	OTHER PRODUCTION GENERATION
PO 31300028000 Total							1,500.00	
SUBURBAN PROPANE Total							1,500.00	

Supplier Name	PO Number	PO Date	PO Qty	Avg Unit Price	UOM	Item Description	PO Amount	Department
SURVEYING AND MAPPING, LLC	31300030296	4/20/22				BLANKET PURCHASE AGREEMENT TO PROCESS PAY APPLICATIONS FOR PREVIOUSLY APPROVED BPA#31300029614 FOR ON-CALL ENGINEERING SURVEYING SERVICES FOR ELECTRIC TRANSMISSION &/OR DISTRIBUTION EASEMENT VERIFICATIONS/ACQUISITIONS FOR FY22	7,587.36	ELEC CONSTRUCTION & MAINT
PO 31300030296 Total							7,587.36	
SURVEYING AND MAPPING, LLC Total							7,587.36	

Supplier Name	PO Number	PO Date	PO Qty	Avg Unit Price	UOM	Item Description	PO Amount	Department
SYNAGRO CENTRAL, LLC	31300028044	4/21/22				LAND APPLICATION SERVICES FOR ROCKFISH CREEK WRF BIOSOLIDS REMOVAL. 2ND YEAR OF 3 YEAR CONTRACT FROM JULY 1, 2020 THRU JUNE 30, 2023. TO APPLY BIOSOLIDS ON PERMITTED FARM SITES. CONTRACT APPROVED BY COMMISSION (APRIL THRU	150,000.00	ROCKFISH CK WTR RECLAM. FACIL.

Purchase Order Detail Report

Supplier Name	PO Number	PO Date	PO Qty	Avg Unit Price	UOM	Item Description	PO Amount	Department
						JUNE).		
						PO 31300028044 Total	150,000.00	
						SYNAGRO CENTRAL, LLC Total	150,000.00	

Supplier Name	PO Number	PO Date	PO Qty	Avg Unit Price	UOM	Item Description	PO Amount	Department
SYSTEMS WITH INTELLIGENCE	31300030338	4/21/22				Purchase of IPCAM2000 Fixed cameras without housing arm, illuminator or cables, Pan Tilt Zoom Camera, Card Readers, Door Controller	29,880.00	SUBSTATIONS
						PO 31300030338 Total	29,880.00	
						SYSTEMS WITH INTELLIGENCE Total	29,880.00	

Supplier Name	PO Number	PO Date	PO Qty	Avg Unit Price	UOM	Item Description	PO Amount	Department
T.A. LOVING CO. INC.	31300030143	4/1/22				CONTINGENCY FOR UNFORSEEN FUTURE CO's UPON APPROVAL OF PWC PROJECT MANAGER (Sewer WO 1807483-14)	142,982.85	NO SPECIFIC DEPARTMENT
T.A. LOVING CO. INC.		4/1/22				Annex PH V Area 32 East Sect 1 Wendover - Construction Work to include all labor, supplies, and materials (Sewer COF WO 1807486-20)	230,800.50	NO SPECIFIC DEPARTMENT
T.A. LOVING CO. INC.		4/1/22				CONTINGENCY FOR UNFORSEEN FUTURE CO's UPON APPROVAL OF PWC PROJECT MANAGER (Sewer WO 1807486-14)	593,770.90	NO SPECIFIC DEPARTMENT
T.A. LOVING CO. INC.		4/1/22				Annex PH V Area 32 East Sect 1 Wendover - Construction Work to include all labor, supplies, and materials (Water WO 1807483-14)	2,859,657.00	NO SPECIFIC DEPARTMENT
T.A. LOVING CO. INC.		4/1/22				Annex PH V Area 32 East Sect 1 Wendover - Construction Work to include all labor, supplies, and materials (Sewer WO 1807486-14)	11,644,617.50	NO SPECIFIC DEPARTMENT
						PO 31300030143 Total	15,471,828.75	
T.A. LOVING CO. INC.	31300030150	4/4/22				Annex PH V Area 24 B/C Village Hills Construction to include all Labor, Supplies, and Materials (Sewer COF WO 2008096-15)	312,000.00	NO SPECIFIC DEPARTMENT
T.A. LOVING CO. INC.		4/4/22				CONTINGENCY FOR UNFORSEEN CO's UPON APPROVAL OF PWC PROJECT MANAGER (Sewer WO 2008096-10)	360,428.38	NO SPECIFIC DEPARTMENT
T.A. LOVING CO. INC.		4/4/22				Annex PH V Area 24 B/C Village Hills Construction to include all Labor, Supplies, and Materials (Sewer WO 2008096-10)	6,896,567.50	NO SPECIFIC DEPARTMENT
						PO 31300030150 Total	7,568,995.88	
T.A. LOVING CO. INC.	31300025996	4/29/22				CO #4 - PH V Annex Area 23 Sect II Rayconda. (WATER WO 1811335-15)	32,530.20	NO SPECIFIC DEPARTMENT
T.A. LOVING CO. INC.		4/29/22				CO #4 - PH V Annex Area 23 Sect II Rayconda. (SEWER WO 1811336-16)	96,067.53	NO SPECIFIC DEPARTMENT
						PO 31300025996 Total	128,597.73	
						T.A. LOVING CO. INC. Total	23,169,422.36	

Purchase Order Detail Report

Supplier Name	PO Number	PO Date	PO Qty	Avg Unit Price	UOM	Item Description	PO Amount	Department
TENCARVA MACHINERY CO.	31300030357	4/22/22				TWO (2) T3C60SC-B / F - PUMP 3IN SUPER-T W/SPOOLS CI W/ERADICATOR W/FLANGES; FREIGHT INCLUDED. - AT \$5692.00 EA.	11,384.00	WATER CONST & MAINT
						PO 31300030357 Total	11,384.00	
TENCARVA MACHINERY CO.	31300030158	4/28/22				(TENCARVA) ADD TO EMERGENCY BLANKET PO 31300030158 FOR REPAIRS TO BFP.	878.00	STEAM PRODUCTION GENERATION
TENCARVA MACHINERY CO.		4/4/22				(TENCARVA) EMERGENCY BLANKET FOR VENDOR TO COME ON SITE TO REPAIR BOILER FEEDWATER PUMP	7,000.00	STEAM PRODUCTION GENERATION
						PO 31300030158 Total	7,878.00	
TENCARVA MACHINERY CO.	31300030375	4/27/22	4.00	207.75	EA	PLATE, WEAR, F/T4A3B PUMP, #10532A	831.00	OTHER DEDUCTIONS
TENCARVA MACHINERY CO.		4/27/22	3.00	615.15	EA	IMPELLER, F/T4A3B PUMP, #10528	1,845.45	OTHER DEDUCTIONS
						PO 31300030375 Total	2,676.45	
TENCARVA MACHINERY CO.	31300030171	4/6/22	8.00	35.05	EA	GAUGE, OIL LEVEL, F/T3A3B PUMP, #S1471	280.40	OTHER DEDUCTIONS
TENCARVA MACHINERY CO.		4/6/22	4.00	184.15	EA	PLATE, WEAR, F/T3A3B PUMP, #11407A	736.60	OTHER DEDUCTIONS
						PO 31300030171 Total	1,017.00	
						TENCARVA MACHINERY CO. Total	22,955.45	

Supplier Name	PO Number	PO Date	PO Qty	Avg Unit Price	UOM	Item Description	PO Amount	Department
THE EI GROUP, INC	31300030327	4/21/22				SERVICE AGREEMENT THE EL GROUP FOR INDUSTRIAL HYGIENE SERVICES AS NEEDED	20,000.00	SAFETY
						PO 31300030327 Total	20,000.00	
						THE EI GROUP, INC Total	20,000.00	

Supplier Name	PO Number	PO Date	PO Qty	Avg Unit Price	UOM	Item Description	PO Amount	Department
THE GUARDIAN LIFE INSURANCE COMPANY OF AMERICA	31300029286	4/14/22				GUARDIAN PO31300029286 ADDED FUNDS TO CT0235	19,000.00	GENERAL & ADMINISTRATIVE
						PO 31300029286 Total	19,000.00	
						THE GUARDIAN LIFE INSURANCE COMPANY OF AMERICA Total	19,000.00	

Supplier Name	PO Number	PO Date	PO Qty	Avg Unit Price	UOM	Item Description	PO Amount	Department
THE RICHARDSON FIRM, PLLC	31300030266	4/14/22				BLANKET PURCHASE AGREEMENT #31300028399 FOR SERVICE AGREEMENT -ANNEXATION RELATED EASEMENT CONDEMNATIONS FOR AREAS AS NEEDED THRU DECEMBER 31 2022	40.00	NO SPECIFIC DEPARTMENT
THE RICHARDSON FIRM, PLLC		4/14/22				BLANKET PURCHASE AGREEMENT #31300028399 FOR SERVICE AGREEMENT -ANNEXATION RELATED EASEMENT CONDEMNATIONS FOR AREAS AS NEEDED THRU DECEMBER 31 2022	466.00	NO SPECIFIC DEPARTMENT
						PO 31300030266 Total	506.00	
THE RICHARDSON FIRM, PLLC	31300030265	4/14/22				BLANKET PURCHASE AGREEMENT #31300028399 FOR SERVICE AGREEMENT -ANNEXATION RELATED EASEMENT CONDEMNATIONS FOR AREAS AS NEEDED	126.00	NO SPECIFIC DEPARTMENT

Purchase Order Detail Report

Supplier Name	PO Number	PO Date	PO Qty	Avg Unit Price	UOM	Item Description	PO Amount	Department
						THRU DECEMBER 31 2022		
						PO 31300030265 Total	126.00	
						THE RICHARDSON FIRM, PLLC Total	632.00	

Supplier Name	PO Number	PO Date	PO Qty	Avg Unit Price	UOM	Item Description	PO Amount	Department
TMES CORP	31300030326	4/21/22				SERVICE AGREEMENT TO PROVIDE PREVENTATIVE MAINTENANCE AND REPAIRS FOR THE BEACON LIGHTS	10,000.00	WATER CONST & MAINT
						PO 31300030326 Total	10,000.00	
						TMES CORP Total	10,000.00	

Supplier Name	PO Number	PO Date	PO Qty	Avg Unit Price	UOM	Item Description	PO Amount	Department
TMG CONSULTING, INC.	31300029115	4/7/22				TO ADD BACK TO PO INCORRECTLY PAID FUNDS FROM PO 31300029115 THAT WERE TO BE PAID FROM PO 31300027970	205,236.00	INFORMATION SYSTEMS
						PO 31300029115 Total	205,236.00	
						TMG CONSULTING, INC. Total	205,236.00	

Supplier Name	PO Number	PO Date	PO Qty	Avg Unit Price	UOM	Item Description	PO Amount	Department
TRANSIT AND LEVEL INC.	31300030267	4/14/22				ONE (1) 8030.020.037 CARLSON BRX7 SMART ANTENNA KIT	12,995.00	WATER RESOURCES ENGINEERING
						PO 31300030267 Total	12,995.00	
						TRANSIT AND LEVEL INC. Total	12,995.00	

Supplier Name	PO Number	PO Date	PO Qty	Avg Unit Price	UOM	Item Description	PO Amount	Department
TRIANGLE POND MANAGEMENT, LLC	31300028024	4/11/22				Mintz Pond Primary Spillway Maintenance (Debris Removal)	1,000.00	WATERSHEDS
						PO 31300028024 Total	1,000.00	
						TRIANGLE POND MANAGEMENT, LLC Total	1,000.00	

Supplier Name	PO Number	PO Date	PO Qty	Avg Unit Price	UOM	Item Description	PO Amount	Department
TRICOAST INSULATION & SERVICES, INC. - 19321	31300030362	4/25/22				(TRICOAST) ADDITIONAL WORK HAD TO BE PERFORMED. P. O. 31300030362 ASSIGNED TO SHORT FORM SUBMITTED FOR \$20,000	20,000.00	ELECTRIC ADMINISTRATION
						PO 31300030362 Total	20,000.00	
						TRICOAST INSULATION & SERVICES, INC. - 19321 Total	20,000.00	

Supplier Name	PO Number	PO Date	PO Qty	Avg Unit Price	UOM	Item Description	PO Amount	Department	
TURBO SOLUTIONS, LLC	31300030148	4/4/22	1.00	4,610.00	EA	COUPLING, ACCESSORY GEAR, PN 235A5618P001	4,610.00	OTHER DEDUCTIONS	
TURBO SOLUTIONS, LLC		4/4/22	1.00	4,785.00	EA	COUPLING, LOAD GEAR G/T, PN 235A9671P001	4,785.00	OTHER DEDUCTIONS	
						PO 31300030148 Total	9,395.00		
						TURBO SOLUTIONS, LLC Total	9,395.00		

Purchase Order Detail Report

Supplier Name	PO Number	PO Date	PO Qty	Avg Unit Price	UOM	Item Description	PO Amount	Department
UNITED WAY OF CUMBERLAND COUNTY	31300030290	4/19/22				SPONSORSHIP UNITED WAY DAY OF GIVING	1,500.00	COMMUNICATIONS/COMMUNITY RELATIONS
						PO 31300030290 Total	1,500.00	
						UNITED WAY OF CUMBERLAND COUNTY Total	1,500.00	

Supplier Name	PO Number	PO Date	PO Qty	Avg Unit Price	UOM	Item Description	PO Amount	Department
UNIVAR SOLUTIONS USA INC.	31300028070	4/22/22				BLANKET PURCHASE ORDER FOR POWDERED ACTIVATED CARBON FOR THE PO HOFFER WTP FOR THE PERIOD OF APRIL 2022 THROUGH JUNE 2022.	58,500.00	PO HOFFER WATER TRMT FACILITY
						PO 31300028070 Total	58,500.00	
						UNIVAR SOLUTIONS USA INC. Total	58,500.00	

Supplier Name	PO Number	PO Date	PO Qty	Avg Unit Price	UOM	Item Description	PO Amount	Department
USA BLUEBOOK	31300030245	4/13/22				93015 FlaskScrubber Glassware Washer   1 EA  11594.00Under Counter, 115V, 411001000	11,594.00	LABORATORY
						PO 31300030245 Total	11,594.00	
						USA BLUEBOOK Total	11,594.00	

Supplier Name	PO Number	PO Date	PO Qty	Avg Unit Price	UOM	Item Description	PO Amount	Department
USAT CORPORATION	31300030392	4/28/22				USAT - (171) SIERRA AIRLINK SUPPORT - ELECTRIC ENGINEERING	3,561.93	ELECTRICAL ENGINEERING
						PO 31300030392 Total	3,561.93	
						USAT CORPORATION Total	3,561.93	

Supplier Name	PO Number	PO Date	PO Qty	Avg Unit Price	UOM	Item Description	PO Amount	Department
VACUUM TRUCK RENTALS, LLC	31300030247	4/14/22				PO for the rental of a Vacuum Truck for Water Construction from Vacuum Truck Rentals	12,500.00	FLEET MAINTENANCE
						PO 31300030247 Total	12,500.00	
						VACUUM TRUCK RENTALS, LLC Total	12,500.00	

Supplier Name	PO Number	PO Date	PO Qty	Avg Unit Price	UOM	Item Description	PO Amount	Department
VAUSE EQUIPMENT COMPANY, INC.	31300027895	4/11/22				Blanket Purchase Order for PARTS/SUPPLIES from Vause	3,000.00	FLEET MAINTENANCE
						PO 31300027895 Total	3,000.00	
						VAUSE EQUIPMENT COMPANY, INC. Total	3,000.00	

Supplier Name	PO Number	PO Date	PO Qty	Avg Unit Price	UOM	Item Description	PO Amount	Department
VELOCITY TRUCK CENTERS	31300027912	4/13/22				Blanket PO for Parts from VELOCITY TRUCK CENTER 0152.640020	5,000.00	FLEET MAINTENANCE
						PO 31300027912 Total	5,000.00	
						VELOCITY TRUCK CENTERS Total	5,000.00	

Purchase Order Detail Report

Supplier Name	PO Number	PO Date	PO Qty	Avg Unit Price	UOM	Item Description	PO Amount	Department
VERMEER MID ATLANTIC, LLC.	31300027894	4/11/22				Blanket PO for PARTS from VERMEER 0152.640020	3,300.00	FLEET MAINTENANCE
PO 31300027894 Total							3,300.00	
VERMEER MID ATLANTIC, LLC. Total							3,300.00	

Supplier Name	PO Number	PO Date	PO Qty	Avg Unit Price	UOM	Item Description	PO Amount	Department
WADE HARDIN PLUMBING, INC.	31300030218	4/11/22				WADE HARDIN PLUMBING- FURNISH AND INSTALL TWO BOTTLE FILLING WATER COOLERS @ PO HOFFER AND GLENVILLE PLANTS	1,600.71	GLENVILLE LK WTR TRMT FACILITY
WADE HARDIN PLUMBING, INC.		4/11/22				WADE HARDIN PLUMBING- FURNISH AND INSTALL TWO BOTTLE FILLING WATER COOLERS @ PO HOFFER AND GLENVILLE PLANTS	1,600.71	PO HOFFER WATER TRMT FACILITY
						PO 31300030218 Total	3,201.41	
						WADE HARDIN PLUMBING, INC. Total	3,201.41	

Supplier Name	PO Number	PO Date	PO Qty	Avg Unit Price	UOM	Item Description	PO Amount	Department
WATER WORKS SUPPLY OF NC,INC.	31300030342	4/21/22				ONE (1) SMI-663-25801200-00 - 12"cx12" S.B. 663 SS T SS FLG OD= 25.80-26.6 - AT \$2660.57; THREE (3) 101-GFL-12 - 12" SURE STOP LOCKING GASKET - AT \$169.69 EA.	3,169.64	WATER ADMINISTRATION
PO 31300030342 Total							3,169.64	
WATER WORKS SUPPLY OF NC,INC.	31300030353	4/22/22	5.00	25.37	EA	COUPLING, GALV, 1-1/4", THREADLESS	126.85	OTHER DEDUCTIONS
WATER WORKS SUPPLY OF NC,INC.		4/22/22	7.00	18.19	EA	COUPLING, GALV, 1", THREADLESS	127.33	OTHER DEDUCTIONS
WATER WORKS SUPPLY OF NC,INC.		4/22/22	19.00	47.83	EA	COUPLING, REPAIR, 6? PVC, SDR26, NO STOP (G x G)	908.77	OTHER DEDUCTIONS
PO 31300030353 Total							1,162.95	
WATER WORKS SUPPLY OF NC,INC.	31300030173	4/6/22	12.00	53.56	EA	BEND, 6", SDR.26, 22.5 (GASKETED)	642.72	OTHER DEDUCTIONS
PO 31300030173 Total							642.72	
WATER WORKS SUPPLY OF NC,INC. Total							4,975.31	

Supplier Name	PO Number	PO Date	PO Qty	Avg Unit Price	UOM	Item Description	PO Amount	Department
WC EQUIPMENT SALES	31300030292	4/19/22	1.00	250.00	EA	Estimated Freight	250.00	WATER RESOURCES ENGINEERING
WC EQUIPMENT SALES		4/19/22	1.00	900.00	EA	Dedicated Customer Website: Initial Set-up & Training (IST)	900.00	WATER RESOURCES ENGINEERING
WC EQUIPMENT SALES		4/19/22	5.00	377.00	EA	Active Site Management (ASM-SC1) Cloud Software Subscription	1,885.00	WATER RESOURCES ENGINEERING
WC EQUIPMENT SALES		4/19/22	5.00	4,173.00	EA	SubSonic Flow Monitor System SmartCover System Components (SC-D-SB-15)	20,865.00	WATER RESOURCES ENGINEERING
						PO 31300030292 Total	23,900.00	
						WC EQUIPMENT SALES Total	23,900.00	

Supplier Name	PO Number	PO Date	PO Qty	Avg Unit Price	UOM	Item Description	PO Amount	Department
WELLWORKS FOR YOU	31300029078	4/14/22				ADDED TO PO31300029078 FUNDS TO CT0585. WELLWORKS	18,000.00	GENERAL & ADMINISTRATIVE

Purchase Order Detail Report

Supplier Name	PO Number	PO Date	PO Qty	Avg Unit Price	UOM	Item Description	PO Amount	Department
						PO 31300029078 Total	18,000.00	
						WELLWORKS FOR YOU Total	18,000.00	
Supplier Name	PO Number	PO Date	PO Qty	Avg Unit Price	UOM	Item Description	PO Amount	Department
WESCO DISTRIBUTION - UTILITY	31300030397	4/28/22	38.00	3.10	EA	LOCKNUT, 2", GALV.	117.80	OTHER DEDUCTIONS
WESCO DISTRIBUTION - UTILITY		4/28/22	50.00	2.40	EA	DEADEND, GUYSTRAND, WRAPPED, 3/8G	120.00	OTHER DEDUCTIONS
WESCO DISTRIBUTION - UTILITY		4/28/22	9.00	13.70	EA	TAPE, HEAT RESISTING	123.30	OTHER DEDUCTIONS
WESCO DISTRIBUTION - UTILITY		4/28/22	40.00	5.90	EA	BOLT, MACHINE, 3/4" X 16"	236.00	OTHER DEDUCTIONS
WESCO DISTRIBUTION - UTILITY		4/28/22	40.00	8.42	EA	BOLT, DOUBLE ARMING, 5/8" X 26"	336.80	OTHER DEDUCTIONS
WESCO DISTRIBUTION - UTILITY		4/28/22	156.00	367.20	EA	PEDESTAL, SECONDARY, POLYMER	57,283.20	OTHER DEDUCTIONS
						PO 31300030397 Total	58,217.10	
WESCO DISTRIBUTION - UTILITY	31300030155	4/4/22	50.00	0.55	EA	ADAPTER, MALE TERMINAL, 2" PVC	27.50	OTHER DEDUCTIONS
WESCO DISTRIBUTION - UTILITY		4/4/22	48.00	2.12	EA	PLUG, CONDUIT END CAP, PVC 4"	101.76	OTHER DEDUCTIONS
WESCO DISTRIBUTION - UTILITY		4/4/22	500.00	0.42	EA	SLEEVE, SERVICE, 2 X 2	210.00	OTHER DEDUCTIONS
WESCO DISTRIBUTION - UTILITY		4/4/22	3000.00	0.15	EA	SCREW, CUSHIONED LAG, 1/4" X 2"	450.00	OTHER DEDUCTIONS
WESCO DISTRIBUTION - UTILITY		4/4/22	150.00	3.20	EA	MARKER, PLASTIC GUY, 8' YELLOW	480.00	OTHER DEDUCTIONS
WESCO DISTRIBUTION - UTILITY		4/4/22	19.00	26.90	EA	ANCHOR, 6" SCREW	511.10	OTHER DEDUCTIONS
WESCO DISTRIBUTION - UTILITY		4/4/22	1890.00	0.58	FT	CONDUCTOR, #6 AWG CU SOFT	1,086.75	OTHER DEDUCTIONS
WESCO DISTRIBUTION - UTILITY		4/4/22	64.00	17.05	EA	INSULATOR, LINE POST, TIE-TOP, 35 KV	1,091.20	OTHER DEDUCTIONS
WESCO DISTRIBUTION - UTILITY		4/4/22	30.00	161.90	EA	COUPLING, PVC CONDUIT EXP., 4"	4,857.00	OTHER DEDUCTIONS
WESCO DISTRIBUTION - UTILITY		4/4/22	22780.00	1.00	FT	CONDUCTOR, 336 MCM ACSR 18/1	22,734.44	OTHER DEDUCTIONS
						PO 31300030155 Total	31,549.75	
WESCO DISTRIBUTION - UTILITY	31300030194	4/8/22	2400.00	5.24	EA	SPACER, DUCT, 6"	12,576.00	OTHER DEDUCTIONS
WESCO DISTRIBUTION - UTILITY		4/8/22	3600.00	3.90	EA	SPACER, DUCT, 4", 3" SPACING	14,040.00	OTHER DEDUCTIONS
						PO 31300030194 Total	26,616.00	
WESCO DISTRIBUTION - UTILITY	31300030348	4/22/22	6.00	12.68	EA	BALL CLEVIS, 30,000#	76.08	OTHER DEDUCTIONS
WESCO DISTRIBUTION - UTILITY		4/22/22	18.00	10.60	EA	INHIBITOR, GRIT BEARING TUBE	190.80	OTHER DEDUCTIONS
WESCO DISTRIBUTION - UTILITY		4/22/22	25.00	13.14	EA	Y-CLEVIS BALL, ANSI 52-5, 30000#	328.50	OTHER DEDUCTIONS
WESCO DISTRIBUTION - UTILITY		4/22/22	310.00	1.40	EA	TAPE, WHITE PLASTIC, 1/2" X 20'	434.00	OTHER DEDUCTIONS
WESCO DISTRIBUTION - UTILITY		4/22/22	350.00	1.48	EA	CONNECTOR,PRL.GRVE.COMP., #1/0 - 1/0 CU	518.00	OTHER DEDUCTIONS
WESCO DISTRIBUTION - UTILITY		4/22/22	40.00	15.20	EA	BOLT, SHOULDER EYE, 3/4" X 12"	608.00	OTHER DEDUCTIONS
WESCO DISTRIBUTION - UTILITY		4/22/22	18.00	183.80	EA	ELBOW, 90 DEGREE, 6" SCH. 40 PVC, 48" R	3,308.40	OTHER DEDUCTIONS
WESCO DISTRIBUTION - UTILITY		4/22/22	20.00	281.25	EA	JUNCTION, 25 KV LOADBREAK, 4-POSITION	5,625.00	OTHER DEDUCTIONS
						PO 31300030348 Total	11,088.78	
WESCO DISTRIBUTION - UTILITY	31300030270	4/14/22	14.00	2.13	EA	PLUG, CONDUIT END CAP, PVC 6"	29.82	OTHER DEDUCTIONS
WESCO DISTRIBUTION - UTILITY		4/14/22	100.00	0.80	EA	STRAP, CONDUIT, H.D., 2"	80.00	OTHER DEDUCTIONS
WESCO DISTRIBUTION - UTILITY		4/14/22	20.00	4.12	EA	ADAPTER, MALE TERMINAL, 4" PVC	82.40	OTHER DEDUCTIONS
WESCO DISTRIBUTION - UTILITY		4/14/22	100.00	1.54	EA	SLEEVE, SEMI-TENSION, #6 TPX NEU	154.00	OTHER DEDUCTIONS
WESCO DISTRIBUTION - UTILITY		4/14/22	248.00	1.65	EA	SLEEVE, TENSION, TRIPLEX, #4	409.20	OTHER DEDUCTIONS
WESCO DISTRIBUTION - UTILITY		4/14/22	150.00	2.80	EA	CHARACTER, 3", POLYPROPYLENE ("C")	420.00	OTHER DEDUCTIONS
WESCO DISTRIBUTION - UTILITY		4/14/22	430.00	1.43	EA	TAPE, BLUE PLASTIC, 1/2" X 20'	614.90	OTHER DEDUCTIONS
WESCO DISTRIBUTION - UTILITY		4/14/22	75.00	10.50	EA	STUD, INSULATOR, EXTRA LONG	787.50	OTHER DEDUCTIONS
WESCO DISTRIBUTION - UTILITY		4/14/22	60.00	14.50	EA	CLAMP, ANGLE SUSPENSION, #4 - 4/0 AL	870.00	OTHER DEDUCTIONS

Purchase Order Detail Report

Supplier Name	PO Number	PO Date	PO Qty	Avg Unit Price	UOM	Item Description	PO Amount	Department
WESCO DISTRIBUTION - UTILITY		4/14/22	24.00	48.50	EA	SOLVENT, ISOALCOHOL, FO, GALLON	1,164.00	OTHER DEDUCTIONS
WESCO DISTRIBUTION - UTILITY		4/14/22	35.00	37.98	EA	CONNECTOR,WEDGE TAP,477 TO 4/0-2/0	1,329.30	OTHER DEDUCTIONS
WESCO DISTRIBUTION - UTILITY		4/14/22	60.00	29.10	EA	SPLICE, FULL TENSION AUTOMATIC, 477 AAC	1,746.00	OTHER DEDUCTIONS
PO 31300030270 Total							7,687.12	
WESCO DISTRIBUTION - UTILITY	31300030202	4/8/22	110.00	1.45	EA	TAPE, YELLOW PLASTIC, 1/2" X 20'	159.50	OTHER DEDUCTIONS
WESCO DISTRIBUTION - UTILITY		4/8/22	120.00	1.45	EA	TAPE, ORANGE PLASTIC, 1/2" X 20'	174.00	OTHER DEDUCTIONS
WESCO DISTRIBUTION - UTILITY		4/8/22	8.00	26.35	EA	BRACKET, POLE TOP INSULATOR	210.80	OTHER DEDUCTIONS
WESCO DISTRIBUTION - UTILITY		4/8/22	40.00	6.30	EA	HOLDER, POLY TAG, 4-TAG, VERT MOUNT	252.00	OTHER DEDUCTIONS
WESCO DISTRIBUTION - UTILITY		4/8/22	100.00	4.98	EA	LINK, FORGED CHAIN, 1/2"	498.00	OTHER DEDUCTIONS
WESCO DISTRIBUTION - UTILITY		4/8/22	71.00	14.55	EA	SOCKET EYE, ANSI 52-5, 15,000#	1,033.05	OTHER DEDUCTIONS
WESCO DISTRIBUTION - UTILITY		4/8/22	245.00	16.75	EA	CLAMP, AL. STRAIGHT D.E., #4 - 3/0	4,103.75	OTHER DEDUCTIONS
PO 31300030202 Total							6,431.10	
WESCO DISTRIBUTION - UTILITY	31300030187	4/7/22	250.00	6.35	EA	TRANSFORMER, DANGER, LABEL, INSIDE	1,587.50	OTHER DEDUCTIONS
PO 31300030187 Total							1,587.50	
WESCO DISTRIBUTION - UTILITY	31300030180	4/6/22	500.00	0.41	EA	SLEEVE, SERVICE, #4 TO #4	205.00	OTHER DEDUCTIONS
WESCO DISTRIBUTION - UTILITY		4/6/22	150.00	1.56	EA	SLEEVE, TENSION, TRIPLEX, #2	234.00	OTHER DEDUCTIONS
WESCO DISTRIBUTION - UTILITY		4/6/22	375.00	1.60	EA	TRANSFORMER, COMPANY NUMBER, BAR CODED	600.00	OTHER DEDUCTIONS
PO 31300030180 Total							1,039.00	
WESCO DISTRIBUTION - UTILITY	31300030382	4/27/22	12.00	10.15	EA	CEMENT, PVC, FAST SETTING, PINT (WATER)	121.80	OTHER DEDUCTIONS
WESCO DISTRIBUTION - UTILITY		4/27/22	176.00	5.20	EA	CEMENT, PVC, PINT	915.20	OTHER DEDUCTIONS
PO 31300030382 Total							1,037.00	
WESCO DISTRIBUTION - UTILITY Total							145,253.35	

Supplier Name	PO Number	PO Date	PO Qty	Avg Unit Price	UOM	Item Description	PO Amount	Department
WILLIAMS OFFICE ENVIRONMENTS	31300030160	4/5/22				PURCHASE (4) 436AIR STEELCASE SERIES 2 BLACK CHAIRS FOR EE GIS DEPT -JEWELL CHAMBERS, DAVID GIBBS, RACHEL WILLIAMS STEVE COLLINS	1,836.64	ELECTRICAL ENGINEERING
PO 31300030160 Total							1,836.64	
WILLIAMS OFFICE ENVIRONMENTS	31300030164	4/5/22				PWC MINUTE BOOK - JULY 2022 - JUNE 2024 PER QUOTE DATED 3 24 2022	927.95	EXECUTIVE
PO 31300030164 Total							927.95	
WILLIAMS OFFICE ENVIRONMENTS	31300030278	4/14/22				TO PURCHASE (1)- 436AIR BLACK STEELCASE SERIES 2 FOR AARAN QUINCEY	459.16	ACCOUNTING
PO 31300030278 Total							459.16	
WILLIAMS OFFICE ENVIRONMENTS Total							3,223.75	

Supplier Name	PO Number	PO Date	PO Qty	Avg Unit Price	UOM	Item Description	PO Amount	Department
WILLIAMS PRINTING & OFFICE	31300030374	4/27/22	12.00	30.00	PK	NOTICE,UTILITY SERVICE DISCONNECTION, RED (250/PK)	360.00	OTHER DEDUCTIONS
PO 31300030374 Total							360.00	
WILLIAMS PRINTING & OFFICE	31300030241	4/13/22	10.00	9.50	EA	FORM,CONFINED SPACE ENTRY CHECKLIST/PERMIT(50/PAD)	95.00	OTHER DEDUCTIONS
PO 31300030241 Total							95.00	
WILLIAMS PRINTING & OFFICE Total							455.00	

Purchase Order Detail Report

### Customer Utility Payments By Payment Type - FY21 and FY22

Payment Type	Apr-21	May-21	Jun-21	Jul-21	Aug-21	Sep-21	Oct-21	Nov-21	Dec-21	Jan-22	Feb-22	Mar-22	Apr-22
Kiosk	916	893	953	918	817	945	980	964	1,080	913	942	980	1,070
Mail	18,047	16,346	19,811	16,552	17,016	15,978	16,036	17,770	17,618	14,009	13,736	18,763	14,753
Walk Ins	0	0	0	0	0	0	0	0	0	0	0	0	0
Drive Thru	5,656	5,057	5,584	5,599	5,264	5,283	5,680	5,486	5,235	5,032	4,936	5,233	4,993
Depository	469	431	481	460	462	402	430	471	398	402	348	373	415
Bank Draft	19,676	19,889	19,930	20,057	20,076	19,988	20,187	20,316	20,056	19,960	20,412	20,776	20,986
Bill2Pay IVR	20,224	18,916	18,854	20,073	16,769	16,389	18,885	17,804	17,748	16,808	16,937	18,529	17,659
Bill2Pay WEB	37,178	37,143	37,307	38,800	36,048	35,172	41,528	37,806	39,950	39,168	38,548	42,211	40,229
Western Union	2,837	2,700	2,796	2,978	2,531	2,605	2,759	2,590	2,539	2,331	2,297	2,396	2,381
Online Banking / EBox	10,338	9,158	10,355	10,086	9,263	9,295	9,453	9,643	10,181	8,183	9,117	9,729	9,155
Totals	115,341	110,533	116,071	115,523	108,246	106,057	115,938	112,850	114,805	106,806	107,273	118,990	111,641

**PUBLIC WORKS COMMISSION  
RECAP OF REVENUES AND EXPENDITURES  
ELECTRIC**

FOR THE PERIOD ENDING APRIL 30, 2022

UNAUDITED - SUBJECT TO CHANGE

ROUNDED TO NEAREST HUNDRED		Current Month Budget	Current Month Actual	Current Month Actual Last Year	Budget To Actual Variance Current	Current Actual Difference	Year To Date Budget	Year To Date Current Year	Year To Date Last Year	Year To Date Budget To Actual Variance	Year To Date Difference	% Change Current Year Prior Year	Annual Budget
Description													
Operating Revenues	Residential, Commercial, and Industrial Sales	13,934,700	13,078,900	13,257,400	(855,800)	(178,500)	159,677,400	156,736,200	156,929,100	(2,941,200)	(192,900)	-0.12%	187,983,800
	Wholesale Power Cost Adjustment	0	0	-	0	0	0	0	-	0	0	100.00%	0
	Other Sales of Electricity	975,400	974,600	986,000	(800)	(11,400)	9,833,000	9,763,300	9,832,500	(69,700)	(69,200)	-0.70%	11,815,100
	Butler Warner Generation Plant Lease	354,300	357,500	354,300	3,200	3,200	11,447,000	11,721,600	11,520,800	274,600	200,800	1.74%	12,646,000
	Other Operating Revenues	1,460,600	1,085,200	1,562,500	(375,400)	(477,300)	14,657,400	13,774,200	11,808,500	(883,200)	1,965,700	16.65%	17,597,800
	Other Revenues	87,700	38,100	41,300	(49,600)	(3,200)	1,103,000	804,700	87,300	(298,300)	717,400	821.76%	1,263,300
<b>Operating Revenues Total</b>		<b>16,812,700</b>	<b>15,534,300</b>	<b>16,201,500</b>	<b>(1,278,400)</b>	<b>(667,200)</b>	<b>196,717,800</b>	<b>192,800,000</b>	<b>190,178,200</b>	<b>(3,917,800)</b>	<b>2,621,800</b>	<b>1.38%</b>	<b>231,306,000</b>
Power Supply and Maintenance	Power Supply	8,232,000	8,882,700	8,528,800	(650,700)	353,900	109,374,100	109,265,600	109,359,800	108,500	(94,200)	-0.09%	131,728,700
	Coal Ash	595,900	620,500	567,500	(24,600)	53,000	5,847,100	5,939,300	8,764,200	(92,200)	(2,824,900)	-32.23%	7,055,200
	Maintenance of Generation Plant	531,800	557,000	472,400	(25,200)	84,600	6,751,300	6,769,400	7,379,100	(18,100)	(609,700)	-8.26%	7,869,600
<b>Power Supply and Maintenance Total</b>		<b>9,359,700</b>	<b>10,060,200</b>	<b>9,568,700</b>	<b>(700,500)</b>	<b>491,500</b>	<b>121,972,500</b>	<b>121,974,300</b>	<b>125,503,100</b>	<b>(1,800)</b>	<b>(3,528,800)</b>	<b>-2.81%</b>	<b>146,653,500</b>
<b>Operating Revenues Available For Operating Expenses Total</b>		<b>7,453,000</b>	<b>5,474,100</b>	<b>6,632,800</b>	<b>(1,978,900)</b>	<b>(1,158,700)</b>	<b>74,745,300</b>	<b>70,825,700</b>	<b>64,675,100</b>	<b>(3,919,600)</b>	<b>6,150,600</b>	<b>9.51%</b>	<b>84,652,500</b>
Operating Expenses	Trans. and Distr. Expenses	2,392,000	2,405,600	2,089,800	(13,600)	315,800	23,663,700	20,501,200	16,261,200	3,162,500	4,240,000	26.07%	29,697,300
	G & A Expenses	2,262,400	1,904,600	2,375,000	357,800	(470,400)	21,657,600	17,965,500	17,160,700	3,692,100	804,800	4.69%	28,087,900
	Debt Interest Expense	76,400	77,100	63,100	(700)	14,000	818,200	810,900	688,900	7,300	122,000	17.71%	971,000
	Depreciation Expenses	1,637,500	1,616,800	1,506,300	20,700	110,500	16,374,600	15,843,600	15,197,400	531,000	646,200	4.25%	19,649,500
<b>Operating Expenses Total</b>		<b>6,368,300</b>	<b>6,004,100</b>	<b>6,034,200</b>	<b>364,200</b>	<b>(30,100)</b>	<b>62,514,100</b>	<b>55,121,200</b>	<b>49,308,200</b>	<b>7,392,900</b>	<b>5,813,000</b>	<b>11.79%</b>	<b>78,405,700</b>
<b>Operating Results Total</b>		<b>1,084,700</b>	<b>(530,000)</b>	<b>598,600</b>	<b>(1,614,700)</b>	<b>(1,128,600)</b>	<b>12,231,200</b>	<b>15,704,500</b>	<b>15,366,900</b>	<b>3,473,300</b>	<b>337,600</b>	<b>2.20%</b>	<b>6,246,800</b>
	Aid to Construction and Grants	114,800	109,000	-	(5,800)	109,000	1,147,600	536,200	2,785,500	(611,400)	(2,249,300)	-80.75%	3,578,900
	Payment In Lieu of Taxes (PILOT)	(987,800)	(987,800)	(954,200)	-	(33,600)	(9,877,700)	(9,877,600)	(9,542,400)	100	(335,200)	3.51%	(11,853,200)
	Intergovernmental Revenues (Expenses)	-	0	(350,000)	-	350,000	-	-	(3,500,000)	-	3,500,000	-100.00%	-
<b>Change in Net Assets before Appropriations Total</b>		<b>211,700</b>	<b>(1,408,800)</b>	<b>(705,600)</b>	<b>(1,620,500)</b>	<b>(703,200)</b>	<b>3,501,100</b>	<b>6,363,100</b>	<b>5,110,000</b>	<b>2,862,000</b>	<b>1,253,100</b>	<b>24.52%</b>	<b>(2,027,500)</b>
Appropriations from/(to) Other Funds		-	-	-	-	-	-	-	-	-	-	100.00%	0
<b>Change in Net Assets after Appropriations Total</b>		<b>211,700</b>	<b>(1,408,800)</b>	<b>(705,600)</b>	<b>(1,620,500)</b>	<b>(703,200)</b>	<b>3,501,100</b>	<b>6,363,100</b>	<b>5,110,000</b>	<b>2,862,000</b>	<b>1,253,100</b>	<b>24.52%</b>	<b>(2,027,500)</b>
Revenues and Budgetary Appr.	Total Revenues	16,927,500	15,643,300	16,201,500	(1,284,200)	(558,200)	197,865,400	193,336,200	192,963,700	(4,529,200)	372,500	0.19%	234,884,900
	Budgetary Appropriations	2,389,200	706,800	819,500	(1,682,400)	(112,700)	37,418,900	22,832,300	12,982,400	(14,586,600)	9,849,900	75.87%	42,318,600
	Notes Receivable - Coal Ash Adjustment Credit	1,870,100	1,870,100	-	-	1,870,100	18,475,300	18,475,100	-	(200)	18,475,100	100.00%	22,230,600
<b>Revenues and Budgetary Appr. Total</b>		<b>21,186,800</b>	<b>18,220,200</b>	<b>17,021,000</b>	<b>(2,966,600)</b>	<b>1,199,200</b>	<b>253,759,600</b>	<b>234,643,600</b>	<b>205,946,100</b>	<b>(19,116,000)</b>	<b>28,697,500</b>	<b>13.93%</b>	<b>299,434,100</b>
Expenditures	Total Operating Expenses	16,715,800	17,052,100	16,907,100	(336,300)	145,000	194,364,300	186,973,100	187,853,700	7,391,200	(880,600)	-0.47%	236,912,400
	Depreciation/Amortization Adjustment	(1,577,300)	(1,602,500)	(1,498,900)	25,200	(103,600)	(15,802,000)	(15,728,800)	(15,123,500)	(73,200)	(605,300)	4.00%	(18,956,700)
	Other Deductions	-	(140,100)	(80,000)	140,100	(60,100)	-	831,100	(157,600)	(831,100)	988,700	-627.35%	-
	Capital Expenditures	2,583,800	2,299,000	1,985,600	284,800	313,400	32,468,700	23,773,500	14,614,400	8,695,200	9,159,100	62.67%	38,112,300
	Debt Principal Payments	-	-	-	-	-	1,114,100	1,114,100	1,220,900	-	(106,800)	-8.75%	1,114,100
	Appropriations to Other Funds	3,318,000	2,925,700	1,116,900	392,300	1,808,800	35,614,500	33,182,300	16,061,200	2,432,200	17,121,100	106.60%	42,252,000
<b>Expenditures Total</b>		<b>21,040,300</b>	<b>20,534,200</b>	<b>18,430,700</b>	<b>506,100</b>	<b>2,103,500</b>	<b>247,759,600</b>	<b>230,145,300</b>	<b>204,469,100</b>	<b>17,614,300</b>	<b>25,676,200</b>	<b>12.56%</b>	<b>299,434,100</b>

\* Budget Variance Favorable (Unfavorable)

**PUBLIC WORKS COMMISSION  
RECAP OF REVENUES AND EXPENDITURES  
WATER/WASTEWATER**

**FOR THE PERIOD ENDING APRIL 30, 2022**

**UNAUDITED - SUBJECT TO CHANGE**

<b>ROUNDED TO NEAREST HUNDRED</b>		<b>Current Month Budget</b>	<b>Current Month Actual</b>	<b>Current Month Actual Last Year</b>	<b>Budget To Actual Variance Current</b>	<b>Current Actual Difference</b>	<b>Year To Date Budget</b>	<b>Year To Date Current Year</b>	<b>Year To Date Last Year</b>	<b>Year To Date Budget To Actual Variance</b>	<b>Year To Date Difference</b>	<b>% Change Current Year Prior Year</b>	<b>Annual Budget</b>
Description													
Operating Revenues	Residential, Commercial, and Industrial-Water	3,946,600	3,968,700	3,900,600	22,100	68,100	40,100,500	41,141,400	38,794,500	1,040,900	2,346,900	6.05%	48,803,100
	Other Sales of Water	212,000	307,400	329,700	95,400	(22,300)	2,388,900	2,920,200	3,063,600	531,300	(143,400)	-4.68%	2,922,900
	Residential, Commercial, and Industrial- Wastewater	4,715,600	4,690,800	4,405,800	(24,800)	285,000	46,428,800	46,986,200	43,635,600	557,400	3,350,600	7.68%	56,286,300
	Other Sales of Wastewater	53,100	45,000	52,700	(8,100)	(7,700)	386,600	314,800	639,200	(71,800)	(324,400)	-50.75%	512,300
	Other Operating Revenues	654,700	759,900	610,800	105,200	149,100	6,670,400	7,407,800	6,364,300	737,400	1,043,500	16.40%	8,033,300
	Other Revenues	27,500	37,100	22,300	9,600	14,800	275,000	367,000	474,400	92,000	(107,400)	-22.64%	330,000
<b>Operating Revenues Total</b>		<b>9,609,500</b>	<b>9,808,900</b>	<b>9,321,900</b>	<b>199,400</b>	<b>487,000</b>	<b>96,250,200</b>	<b>99,137,400</b>	<b>92,971,600</b>	<b>2,887,200</b>	<b>6,165,800</b>	<b>6.63%</b>	<b>116,887,900</b>
Operating Expenses	Water Treatment Facilities	1,372,300	1,403,900	1,305,000	(31,600)	98,900	13,337,200	12,672,500	12,406,400	664,700	266,100	2.14%	18,331,900
	Water Distribution System	555,800	482,900	481,300	72,900	1,600	5,599,000	4,302,300	4,450,100	1,296,700	(147,800)	-3.32%	6,982,300
	Wastewater Collection System	744,200	1,051,100	915,700	(306,900)	135,400	7,275,700	7,776,500	7,307,800	(500,800)	468,700	6.41%	10,362,800
	Water Reclamation Facilities	765,800	817,700	982,800	(51,900)	(165,100)	7,016,900	6,930,400	7,388,900	86,500	(458,500)	-6.21%	8,710,500
	Residuals Management	40,700	34,800	37,500	5,900	(2,700)	270,200	290,600	225,700	(20,400)	64,900	28.75%	343,600
	G & A Expenses	2,173,000	1,991,400	2,416,400	181,600	(425,000)	21,004,400	17,645,300	16,900,300	3,359,100	745,000	4.41%	27,514,900
	Debt Interest Expense	901,600	902,300	972,100	(700)	(69,800)	9,456,500	9,224,800	8,274,100	231,700	950,700	11.49%	11,573,900
	Depreciation Expense	2,299,900	2,455,400	2,405,200	(155,500)	50,200	22,998,700	24,227,200	22,626,700	(1,228,500)	1,600,500	7.07%	27,598,400
<b>Operating Expenses Total</b>		<b>8,853,300</b>	<b>9,139,500</b>	<b>9,516,000</b>	<b>(286,200)</b>	<b>(376,500)</b>	<b>86,958,600</b>	<b>83,069,600</b>	<b>79,580,000</b>	<b>3,889,000</b>	<b>3,489,600</b>	<b>4.39%</b>	<b>111,418,300</b>
<b>Operating Results Total</b>		<b>756,200</b>	<b>669,400</b>	<b>(194,100)</b>	<b>(86,800)</b>	<b>863,500</b>	<b>9,291,600</b>	<b>16,067,800</b>	<b>13,391,600</b>	<b>6,776,200</b>	<b>2,676,200</b>	<b>19.98%</b>	<b>5,469,600</b>
Change in Net Assets before Appropriations	Aid to Construction, Grants, and FIF	209,600	389,600	1,772,500	180,000	(1,382,900)	2,096,000	5,770,100	12,610,200	3,674,100	(6,840,100)	-54.24%	2,516,600
	Payment in Lieu of Taxes (PILOT)	-	-	0	-	-	-	-	0	-	-	100.00%	-
	Intergovernmental Revenues (Expenses)	217,700	67,800	42,400	(149,900)	25,400	2,176,600	240,600	273,500	(1,936,000)	(32,900)	-12.03%	2,611,900
<b>Change in Net Assets before Appropriations Total</b>		<b>1,183,500</b>	<b>1,126,800</b>	<b>1,620,800</b>	<b>(56,700)</b>	<b>(494,000)</b>	<b>13,564,200</b>	<b>22,078,500</b>	<b>26,275,300</b>	<b>8,514,300</b>	<b>(4,196,800)</b>	<b>-15.97%</b>	<b>10,598,100</b>
Change in Net Assets after Appropriations	Appropriations from/(to) Other Funds	-	-	-	-	-	-	-	-	-	-	100.00%	-
	<b>Change in Net Assets after Appropriations Total</b>	<b>1,183,500</b>	<b>1,126,800</b>	<b>1,620,800</b>	<b>(56,700)</b>	<b>(494,000)</b>	<b>13,564,200</b>	<b>22,078,500</b>	<b>26,275,300</b>	<b>8,514,300</b>	<b>(4,196,800)</b>	<b>-15.97%</b>	<b>10,598,100</b>
Revenues and Budgetary Appr.	Total Revenues	10,036,800	10,266,300	11,136,800	229,500	(870,500)	100,522,800	105,148,100	105,855,300	4,625,300	(707,200)	-0.67%	122,016,400
	Budgetary Appropriations	718,300	852,600	0	134,300	852,600	15,122,200	6,198,500	5,138,400	(8,923,700)	1,060,100	20.63%	23,861,500
<b>Revenues and Budgetary Appr. Total</b>		<b>10,755,100</b>	<b>11,118,900</b>	<b>11,136,800</b>	<b>363,800</b>	<b>(17,900)</b>	<b>115,645,000</b>	<b>111,346,600</b>	<b>110,993,700</b>	<b>(4,298,400)</b>	<b>352,900</b>	<b>0.32%</b>	<b>145,877,900</b>
Expenditures	Total Operating Expenses	8,853,300	9,139,500	9,516,000	(286,200)	(376,500)	86,958,600	83,069,600	79,580,000	3,889,000	3,489,600	4.39%	111,418,300
	Depreciation/Amortization Adjustment	(2,169,900)	(2,371,100)	(2,336,300)	201,200	(34,800)	(21,762,400)	(23,448,700)	(21,930,900)	1,686,300	(1,517,800)	6.92%	(26,102,200)
	Other Deductions	(41,500)	(24,200)	41,500	(17,300)	(17,300)	155,900	(585,100)	(155,900)	741,000	-	-126.65%	-
	Capital Expenditures	4,330,300	1,448,100	1,977,500	2,882,200	(529,400)	20,086,400	10,495,800	18,229,300	9,590,600	(7,733,500)	-42.42%	26,108,700
	Debt Related Payments	1,386,200	1,386,200	1,386,200	-	-	14,022,300	14,022,100	14,021,100	200	1,000	0.01%	14,022,300
	Special Item	0	-	-	-	-	0	0	-	-	-	100.00%	0
	Appropriations to Other Funds	905,600	668,100	887,500	237,500	(219,400)	18,619,700	16,713,100	8,719,400	1,906,600	7,993,700	91.68%	20,430,800
<b>Expenditures Total</b>		<b>13,305,500</b>	<b>10,229,300</b>	<b>11,406,700</b>	<b>3,076,200</b>	<b>(1,177,400)</b>	<b>117,924,600</b>	<b>101,007,800</b>	<b>98,033,800</b>	<b>16,916,800</b>	<b>2,974,000</b>	<b>3.03%</b>	<b>145,877,900</b>

\* Budget Variance Favorable (Unfavorable)

# PWC CAREER OPPORTUNITIES

## W/R TREATMENT PLANT OPERATOR (10063)

### Job Info

#### Organization

Fayetteville Public Works Commission

#### Job Grade

406

#### Locations

Fayetteville, NC, United States

#### Work Locations

PWC P.O. HOFFER WATER TREATMENT FACILITY

#### Posting Date

5/10/22

#### Apply Before

5/24/22 10:27 AM

#### Posting Visibility

Internal and External

#### Full or Part Time

Full time

#### Schedule

Rotating 12 Hour Shifts

#### Salary Range

406- \$22.44- \$28.05

# PROCESS IMPROVEMENT ANALYST (10062)

## Job Info

### Organization

Fayetteville Public Works Commission

### Locations

Fayetteville, NC, United States

### Work Locations

PWC OPERATIONS COMPLEX

### Posting Date

5/10/22

### Apply Before

5/24/22 5:00 PM

### Posting Visibility

Internal and External

### Full or Part Time

Full time

### Schedule

Monday through Friday 8am to 5pm

### Salary Range

413 - \$70,618.28 to \$88,272.86

# LOCAL VENDOR ANALYST

## Job Info

### Organization

Fayetteville Public Works Commission

### Locations

Fayetteville, NC, United States

### Work Locations

PWC OPERATIONS COMPLEX

### Posting Date

5/11/22

### Apply Before

5/25/22 5:00 PM

### Posting Visibility

Internal and External

### Full or Part Time

Full time

### Schedule

Monday through Friday 8am to 5pm extended hours as necessary

### Salary Range

409 - \$32.44 to \$40.54 hourly

# ADMINISTRATIVE ASSISTANT II – CUSTOMER SERVICE (10065)

## Job Info

### Organization

Fayetteville Public Works Commission

### Locations

Fayetteville, NC, United States

### Work Locations

PWC OPERATIONS COMPLEX

### Posting Date

5/13/22

### Apply Before

5/27/22 5:00 PM

### Posting Visibility

Internal and External

### Full or Part Time

Full time

### Schedule

Monday-Friday 8am-5pm, extended hours as required

### Salary Range

\$16.28-\$20.35 hourly

# SENIOR METER SHOP TECHNICIAN (10066)

## Job Info

### Organization

Fayetteville Public Works Commission

### Locations

Fayetteville, NC, United States

### Work Locations

PWC OPERATIONS COMPLEX

### Posting Date

5/13/22

### Apply Before

5/27/22 5:00 PM

### Posting Visibility

Internal and External

### Full or Part Time

Full time

### Schedule

Monday-Friday 8am-5pm, extended hours as required

### Salary Range

\$25.30-\$31.62 hourly

# SENIOR UTILITY FIELD SERVICE TECHNICIAN (10067)

## Job Info

### Organization

Fayetteville Public Works Commission

### Locations

Fayetteville, NC, United States

### Work Locations

PWC OPERATIONS COMPLEX

### Posting Date

5/18/22

### Apply Before

6/1/22 5:00 PM

### Posting Visibility

Internal and External

### Full or Part Time

Full time

### Schedule

Monday-Friday 8am-5pm, extended hours and on-call required

### Salary Range

\$20.18 - \$25.22 hourly

# IT SYSTEMS ADMINISTRATOR (10058)

## Job Info

### Organization

Fayetteville Public Works Commission

### Locations

Fayetteville, NC, United States

### Work Locations

PWC OPERATIONS COMPLEX

### Posting Date

5/18/22

### Posting Expiration

6/1/22 5:00 PM

### Posting Visibility

External

### Full or Part Time

Full time

### Schedule

Monday through Friday 8:00 a.m. to 5:00 p.m.

### Salary Range

413X - \$76,267.55 to \$95,334.45

# WR Utility Worker I (10007)

## Job Info

### Organization

Fayetteville Public Works Commission

### Job Grade

403

### Locations

Fayetteville, NC, United States

### Work Locations

PWC OPERATIONS COMPLEX

### Posting Date

5/19/22

### Posting Expiration

5/22/22 9:19 AM

### Posting Visibility

External

### Full or Part Time

Full time

### Schedule

Monday-Friday 7:30AM-4:00PM Overtime and On Call as Required

### Salary Range

403 \$16.28- \$20.35