

WADE R. FOWLER, JR., COMMISSIONER
EVELYN O. SHAW, COMMISSIONER
RONNA ROWE GARRETT, COMMISSIONER
DONALD L. PORTER, COMMISSIONER
ELAINA L. BALL, CEO/GENERAL MANAGER



FAYETTEVILLE PUBLIC WORKS COMMISSION
955 OLD WILMINGTON RD
P.O. BOX 1089
FAYETTEVILLE, NORTH CAROLINA 28302-1089
TELEPHONE (910) 483-1401
WWW.FAYPWC.COM

PUBLIC WORKS COMMISSION
MEETING OF WEDNESDAY, AUGUST 24, 2022
8:30 A.M.

AGENDA

I. REGULAR BUSINESS

- A. Call to order
- B. Approval of Agenda

II. CONSENT ITEMS

(See Tab 1)

- A. Approve Minutes of meeting of August 10, 2022
- B. Approve bid recommendation to award the contract for the Sewer Main Rehabilitation Project to Insituform Technologies, LLC, Chesterfield, MO, the lowest responsive, responsible bidder, in the total amount of \$2,984,192.80, and forward to City Council for approval.

This project consists of rehabilitating existing concrete, clay, cast iron, and other various sewer mains utilizing a cured-in-place liner.

The Sewer Main Rehabilitation Project will be funded from FY2023 CIP, WS 48 (CPR1000128).

Bids were received June 23, 2022, as follows:

<u>Bidders</u>	<u>Total Cost</u>
* Tri-State Utilities, Chesapeake, VA	\$2,977,063.50
Insituform Technologies, LLC, Chesterfield, MO	\$2,984,192.80
AM-Liner East, Inc., Berryville, VA	\$3,756,558.95

COMMENTS: Notice of the bid was advertised through PWC's normal procedures on May 23, 2022, with a bid opening date of June 23, 2022. Addendum No. 1 was issued on June 17, 2022, to provide responses to questions from prospective bidders. Addendum No. 2 was issued on June 20, 2022, to provide bidders a certification form regarding any debarment, suspension, or other responsibility matters. The submitted bids were timely opened and evaluated by PWC Water

BUILDING COMMUNITY CONNECTIONS SINCE 1905

AN EQUAL EMPLOYMENT OPPORTUNITY EMPLOYER

Resources Engineering for this project. **SDBE/Local Participation:** Insituform Technologies, LLC is not a local business and is not classified as a SDBE Minority or Women-Owned business.

*PWC evaluated the submitted bids and determined that Tri-State Utilities, LLC, submitted a non-responsive bid for the subject project and that such bid is not in the best interest of PWC. PWC then evaluated the bid of the next lowest bidder, Insituform Technologies, LLC, and concluded that Insituform Technologies, LLC was the lowest responsive, responsible bidder for the subject project.

C. Adopt PWC Resolution # PWC2022.20 - Resolution to Declare Personal Property as Surplus and Authorize Sale of Property by Sealed Bid

The Fayetteville Public Works Commission (“PWC”) owns equipment that is identified in our inventory as “transformer shipment #635, containing forty (40) transformers, totaling 2,175 kVA” (the “Equipment”). Staff has determined that PWC has no use for the Equipment at this time, and Staff estimates that the value of the Equipment is at least thirty thousand dollars (\$30,000.00). Staff, therefore, requests that the Commission declare this Equipment to be surplus and authorize the sale of the Equipment via sealed bid in accordance with G.S. 160A-268.

COMMENTS: Staff recommends the Commission adopt PWC Resolution # PWC2022.20 to Declare Personal Property as Surplus and Authorize Sale of Property by Sealed Bid.

D. Adopt PWC Ordinance # PWCORD2022-29 – FY2023 Electric & Waste/Wastewater (W/WW) Fund Budget Amendment #2

PWCORD2022-29 is an Electric and W/WW Fund amendment changing the fund balances as follows: The Electric Fund is increasing by \$3,023,200 to \$276.2 million and the W/WW Fund is increasing \$4,625,300 to \$143.7 million.

Within this budget amendment are increases in expenditures referred to as “encumbrance carryforward”. This is a governmental budgeting term that basically means that an expenditure was committed via a purchase order in the prior year’s budget, was not fully completed in the prior year as anticipated, and will be completed in this fiscal year with carryforward funds from the prior year. Section 3 of the Budget Ordinance adopted for FY2023 allows for these carryovers.

Aside from the purchase order encumbrance carryforward, an explanation of amended items is listed below.

ELECTRIC FUND:

- Electric Fund Revenue: Total Electric Fund Revenue increased \$3,023,200.
 - o Transfer from Budget Carryover Reserve increased by \$111,400 due to the expected delivery of vehicles that were ordered in FY22.
 - o Total Sales of Electricity decreased by \$508,400 for CP customer revenue. This is the calculated value passed on to CP customers per the true-up portion of their rate. This decrease is offset by increasing the Appropriation from Electric Rate Stabilization Fund and has a zero net effect on Net Position.
 - o Appropriation from Net Position increased by \$2,911,800 due to expenses below.

- Electric Fund Expenditures: Total Electric Fund Expenditures increased \$3,023,200.
 - o The impact of the purchase order encumbrance carryforward from FY22 to FY23 was \$1,506,900 as follows. Capital Expenditures increased \$988,200 for capital projects not completed by fiscal year end and Operating Expenditures increased \$518,700 for professional services-related expenses.
 - o Operating expenses also increased by \$33,300 due to parking deck fees being moved from W/WW Fund to the Electric Fund.
 - o Debt Service increased by \$925,400 due to GASB 87 & 96 lease principal payments for FY23.
 - o Capital also increased by \$327,900 as a result of FY22 projects and equipment with an expected delivery or completion date in FY23.
 - o Budgetary Appropriations increased by \$229,700 due to the FY22 rollover of unused budgeted legal services into the legal reserve.

WATER/WASTEWATER FUND:

- W/WW Fund Revenue: Total W/WW Fund Revenue increased \$4,625,300.
 - o Transfer from Budget Carryover Reserve decreased by \$78,900 due to equipment that was expected to be received in FY23 but was instead received in FY22.
 - o Appropriation from W/WW Net Position increased by \$4,704,200 due to expenses below.
- W/WW Fund Expenditures: Total W/WW Fund Expenditures increased \$4,625,300.
 - o The impact of the purchase order encumbrance carryforward from FY22 to FY23 was \$1,538,600 as follows. Capital Expenditures increased \$1,144,700 for capital projects not completed by fiscal year end and Operating Expenditures increased \$393,900 for professional services-related expenses.
 - o Operating expenses also decreased by \$33,300 due to parking deck fees being moved from W/WW Fund to the Electric Fund.
 - o Debt Service increased by \$925,400 due to GASB 87 & 96 lease principal payments for FY23.
 - o Capital also increased by \$2,023,600 as a result of FY22 projects and equipment with an expected delivery or completion date in FY23.
 - o Budgetary Appropriations increased by \$171,000 due to the net effect of the FY22 rollover of unused budgeted legal services into the legal reserve, and the reduction of Appropriation to W/WW Net Position to zero.

Staff recommends the Commission adopt the above budget ordinance amendment PWCORD2022-29.

E. Adopt PWC Capital Project Fund Budget Ordinances - PWCORD2022-30 thru PWCORD2022-33

The following ordinances will be effective upon adoption:

- PWCORD2022-30 amends the budget ordinance for the Electric Rate Stabilization Fund (ERSF). The ERSF will transfer \$508,400 to the GF to pay for the CP true-up to customers.

- PWCORD2022-31 amends the Annexation Phase V, Areas 22-23 CPF to reallocate surplus Series 2021 bond proceeds to Annexation Phase V, Areas 32-34 CPF and true-up interest and transfers to actual.
- PWCORD2022-32 amends the Annexation Phase V, Areas 32-34 CPF for additional proceeds to be received from the Series 2021 bonds.
- PWCORD2022-33 amends the Annexation Phase V Reserve to true-up the transfer to the Annexation Phase V Areas 22-23 CPF.

Staff recommends the Commission adopt the above budget CPF ordinance amendments.

END OF CONSENT

III. CUSTOMER SATISFACTION SURVEY RESULTS

Presented by: Bevan Grice, Director, Customer Services
Tim Veitengruber, Escalent Energy Director

IV. SMALL LOCAL SUPPLIER PROGRAM UPDATE

Presented by: Candice Kirtz, Director of Supply Chain

V. STRATEGIC PRIORITIES UPDATE – UPDATED INTEGRATED RESOURCE PLAN

Presented by: Jonathan Rynne, Chief Operations Officer, Electric
Chris Dawson, GDS Associates
Robert Taylor, GDS Associates

VI. GENERAL MANAGER REPORT

VII. COMMISSIONER/LIAISON COMMENTS

VIII. REPORTS AND INFORMATION

(See Tab 2)

- A. Monthly Cash Flow Report - July 2022
- B. Recap of Uncollectible Accounts – July 2022
- C. Customer Payments by Payment Type – July 2022
- D. Investment Report - July 2022
- E. Purchase Orders – July 2022
- F. Position Vacancies
- G. Financial Statement Recaps –
 - Electric – July 2022
 - Water/Wastewater – July 2022
- H. Approved N.C. Department of Transportation Encroachment Agreement(s):
 - Encr. # 19673 – install 12” RJDI sewer main @ SR1112 (Stoney Point Rd.) and SR1108
 - Encr. # 19674 – install 8” RJDI sewer main @ SR1112 (Stoney Point Rd.) and SR1109
- I. Actions by City Council during the meeting of August 8, 2022, related to PWC:

August 24, 2022

- Approved Bid Recommendation - Teardrop Light Fixtures
- Approved Bid Recommendation - Primary Cable 1/0 AL & 750 MCM AL
- Approved to Adopt Phase 5 Annexation Area 32 East Section II Preliminary Assessment Resolution and Set Public Hearing

IX. CLOSED SESSION PURSUANT TO NORTH CAROLINA GENERAL STATUTES SECTION 143-318.11(A)(1) TO PREVENT THE DISCLOSURE OF CONFIDENTIAL INFORMATION SUBMITTED PURSUANT TO SECTION 132-1.2 THAT IS NOT CONSIDERED A PUBLIC RECORD.

X. CLOSED SESSION PURSUANT TO NORTH CAROLINA GENERAL STATUTES 143-318.11(A)(6) TO DISCUSS PERSONNEL MATTERS

XI. ADJOURN

PUBLIC WORKS COMMISSION
MEETING OF WEDNESDAY AUGUST 10, 2022
8:30 AM

Present: Evelyn O. Shaw, Chairwoman
Ronna Rowe Garrett, Vice Chairwoman
Donald L. Porter, Secretary
Wade R. Fowler, Jr., Treasurer (VIA WEBEX)

Others Present: Elaina L. Ball, CEO/General Manager (VIA WEBEX)
Chris Davis, City Council Member
Patrick Mieritz, Gallup
Media

Absent: Telly Whitfield, Assistant City Manager
Jimmy Keefe, Cumberland County Liaison

REGULAR BUSINESS

Chairwoman Evelyn Shaw called the meeting of July 27, 2022, to order at 8:31 am.

APPROVAL OF AGENDA

Upon motion by Commissioner Ronna Garrett, seconded by Commissioner Donald Porter, the agenda was unanimously approved.

CONSENT ITEMS

Upon motion by Commissioner Donald Porter, seconded by Commissioner Ronna Garrett, the Consent Items were unanimously approved.

- A. Approve Minutes of meeting of July 27, 2022
- B. Adopt PWC Resolution # PWC2022.10 – Establishing a Design Build Criteria.

Staff Requests Approval of Recommendation to Establish Design-Build Criteria and to Delegate Authority to the CEO/General Manager to Execute Design-Build Contracts of Less Than \$500,000.

Staff recommends that the Commissioners establish in writing the criteria used for determining the circumstances under which the design-build method is appropriate for a project in compliance with NCGS § 143-128.1A and to delegate authority to the CEO/General Manager to award and execute contracts and other legal documents necessary for design-build projects requiring the estimated expenditure of public money in an amount less than five hundred thousand dollars (\$500,000).

COMMENTS: PWC has determined that in order to use the design-build method under NCGS § 143-128.1A criteria must be established to determine when the method is appropriate for a specified project.

END OF CONSENT

GALLUP EMPLOYEE SURVEY RESULTS

Presented by: Bobby Russell, HR Officer &
Patrick Mieritz, Gallup

Mr. Mieritz stated everyone plays a role in engagement, and everyone needs to be held accountable for it. He stated engagement is not an annual survey. To build a culture of engagement, you have to focus on it every day.

Mr. Mieritz stated there are five things you need to know about engagement.

1. Increased Engagement Leads to Better Business Outcomes. He stated Engaged employees are
 - a. 2X more likely to say that they are extremely satisfied with their personal life.
 - b. 4x more likely to evaluate their condition of life as excellent
 - c. 11x more likely to indicate that they are extremely satisfied with their current company as a place to work.
2. There are Fundamental Needs That All Employees Share
 - a. Focus me
 - b. Know me
 - c. Challenge me
 - d. Hear me.
3. There are 12 Elements that Measure Engagement and Maximize Performance.
 - a. Q12. This last year, I have had opportunities at work to learn and grow.
 - b. Q11. In the last six months, someone at work has talked to me about my progress.
 - c. Q10. I have a best friend at work.
 - d. Q09. My associates or fellow employees are committed to doing quality work.
 - e. Q08. The mission or purpose of my company makes me feel my job is important.
 - f. Q07. At work, my opinions seem to count.
 - g. Q06. There is someone at work who encourages my development.
 - h. Q05. My supervisor, or someone at work, seems to care about me as a person.
 - i. Q04. In the last seven days, I have received recognition or praise for doing good work.
 - j. Q03. At work, I have the opportunity to do what I do best every day.
 - k. Q02. I have the materials and equipment I need to do my work right.
 - l. Q01. I know what is expected of me at work.
4. Managers Have the Greatest Influence on Creating an Engaging Workplace
 - a. One in two employees have left their job to get away from their manager at some point in their career.
 - b. Managers account for at least 70% of the variance in employee engagement scores across business units.
 - c. Employees who are supervised by highly engaged managers are 59% more likely to be engaged than those supervised by actively disengaged manager.
5. With Focused Attention, Managers and Teams Can Prioritize Engagement. He stated workgroups that show the greatest gains in engagement scores from one year to the next do three things well.
 - a. They share and discuss their engagement results with one another.
 - b. They create goals and build a plan to drive engagement as a team.
 - c. They work together throughout the year to make progress on their goals.

Mr. Mieritz went on to discuss PWC's survey results.

In Interpreting the Survey Results Mr. Mieritz encouraged the Commission and staff to

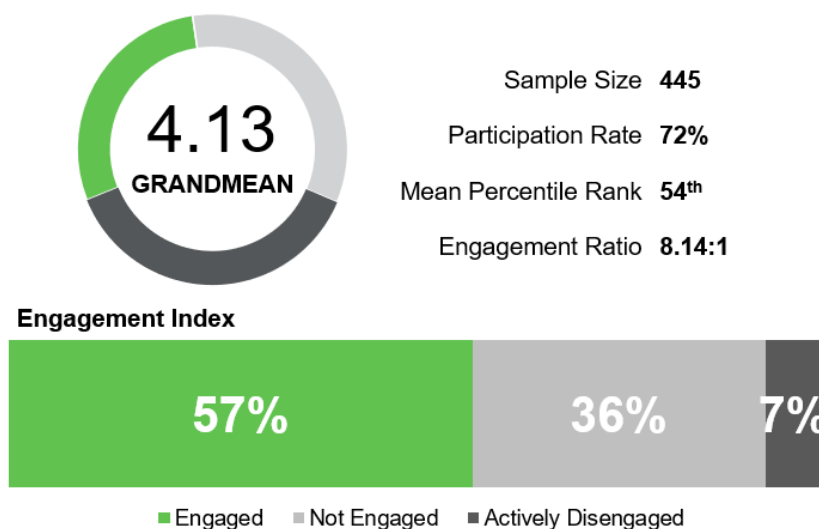
- Focus on the high scores, and look for recognition opportunities in the results.
- Think about where your organization might experience the biggest increase in engagement.
- Remember, these results represent a snapshot in time. Consider what you and your organization can do to ensure that you meet these workplace needs.
- Pay close attention to the bottom two levels of the employee engagement hierarchy.
- Consider your team's and your organization's performance goals and challenges. Consider how focusing on engagement can help you meet or address your goals or challenges.
- Realize that interpretations can vary from employee to employee.

Mr. Mieritz congratulated the PWC on the increase in employee engagement since the last survey (administration). He stated all elements of engagement are higher this year; many had meaningful year over year increases.

Mr. Mieritz went on to state Gallup identifies the following as the highest and lowest items organization-wide:

- High: Q02 (Materials and Equipment) and Q03 (Opportunity to do Best)
- Low: Q02 (Know What's Expected) and Q05: (Cares about Me)

PWC Employee Engagement June 2022 Engagement Summary



For each actively disengaged person there are eight engaged people, which is more than double the minimum you need to offset the negative business impact of actively disengaged people. Mr. Mieritz went on to describe the characteristics of Engaged, Not Engaged and Actively Disengaged. He stated it is possible to have 0% Actively Disengaged, however it is extremely rare.

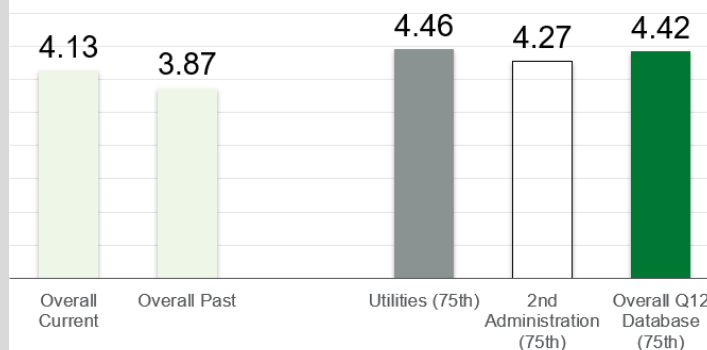
Engagement benchmarks

Mr. Mieritz stated comparing PWC's engagement results with the results in Gallup's Q¹² Client Database will help understand where we are starting and what PWC's goals should be for the future.

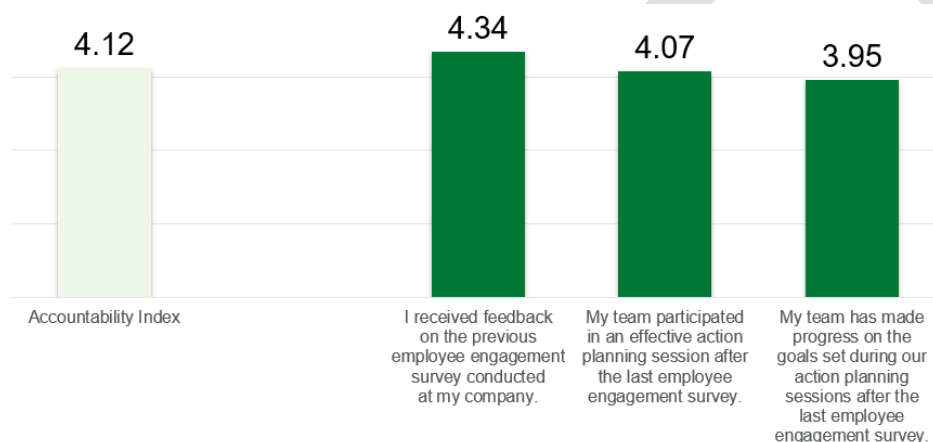
He stated PWC's overall engagement results increased massively to 4.13 from 3.87. PWC is trending in a good direction.

GRANDMEAN

The average, on a 5-point scale, across the 12 engagement items that Gallup has consistently found measure the aspects of employee engagement that link to business outcomes.



He highlighted the Accountability Index™ – He stated when teams score high on accountability items, it indicates that they are making progress on their engagement goals. PWC's Accountability Index is 4.12.



Commissioner Garrett asked what the participation rate was last year compared to this year. Mr. Russell responded it was 72% this year and 92% last year. She also asked about our Actively Disengaged Rate of 7%. How does it compare and contrast to others like us or in general? Mr. Mieritz stated relative to the US averages, the Actively Disengaged Rate is lower than others by 4-5%. He went on to give additional explanation.

Commissioner Shaw asked if the Gallup Survey shows an indication of the national trend of the thinking of the younger aged employees, who have a different take and perspective on their engagement with their employer. She asked if there was indication in our survey.

Ms. Ball stated for this administration, the highest engaged groups were over 65 years of age. They scored (4.36), there were 9 in that group. The next highest engaged group was those aged 25 - 40 years. They scored 4.20, there were 111 in that group. The lowest engaged were those aged 18 – 24 years. They scored 4.01.

Mr. Russell stated the Gallup organization has a full tool-kit to help the managers with this endeavor. The next Gallup Survey will be held in February of 2023. Additional discussion ensued.

GENERAL MANAGER REPORT

Demand Response

Ms. Ball thanked all the teams who are involved with our demand response activities. She stated we have team members in Facilities, Water Resources, Power Generation, Electric Engineering, Key Accounts, and others that throughout the month will call demand response events and take actions to reduce electric demand of our systems as well as the assets in the facilities PWC owns.

Ms. Ball stated from January to June (she later corrected from July 2021 to June 2022) all of our PWC resources combined contributed almost 83 Megawatts of reduction through that period of time during our coincident peak hour. That equates to a value of \$1.37M in reduced power cost. When we reduce power cost during that peak window, it reduces power cost for everyone on the system. She stated there are a number of different tools the team has built and is using. The two largest are our battery dispatch that we have here with our community solar project. She also gave congratulations and recognition to the team members who have been working to expand and implement our battery out there to the limit of 2 megawatts. It was expected to go live later this summer or early fall, but working closely with Strata (our contractor), we were able to bring it online and have been using it during the summer. That was the largest contributor to the peak reduction. She also thanked the Water Resources team members. They go through a series of activities to reduce usage when we believe a peak window will occur. In our most recent event, they contributed 690 kilowatts. There is a huge team effort going on. Key Accounts will work with dispatch to determine when we think the events will occur. There is a lot of activity, and it is beginning to bring a lot of value to our customers.

Industry Day

Tomorrow will be our Industry Day. It will be held on our campus from 4pm to 6:30pm. We invite any suppliers who are interested in learning about the procurement activities and the construction plans for PWC. It is a great opportunity to learn about our Small Local Supplier Program and get registered.

Next Commission Meeting

- Integrated Resource Plan (IRP) Update, led by Jon Rynne
- Customer Survey Results by Escalent

Community Impact Awards

PWC's Power of Giving through CityView Magazine is accepting nominations for Community Impact Awards through September 16th. Ms. Ball encourages anyone/anywhere in our community to nominate an individual, a company or a group who is contributing significantly to our community.

COMMISSIONER/LIAISON COMMENTS

Commissioner Wade Fowler

Commissioner Fowler stated the ElectriCities Conference has provided useful content.

Commissioner Donald Porter

No comments

Commissioner Ronna Garrett

No comments

Council Member Davis

Council Member Davis stated this will be his last meeting. He stated the last three years have been transformational, in terms of the culture, as led by the Commissioners and the CEO. He stated he loves the direction we are going in as a united team, and believes it will pay off for our region. He stated you guys really are amazing.

Commissioner Ronna Garrett thanked Council Member Davis for his collegial approach to everything. She stated that he has been transformational in bringing together the relationship and his positive approach to the way we do business.

Commissioner Evelyn Shaw thanked Council Member Davis for his time with us, and his involvement. She thanked him for his very presence, as he has been very good with representing the City with PWC.

REPORTS AND INFORMATION

The Commission acknowledges receipt of the following reports and information.

A. Personnel Report - July 2022

B. Approved N.C. Department of Transportation Encroachment Agreement(s):

- Encr. 19176 – install of 8” RJD sewer main @ SR1108 (King Rd & SR1112 (Rockfish road
- Encr. 19177 – install 2” SDR water line @ SR1112 Stoney Point Rd) & SR1109 (Dundle Rd).
- Encr. 19178 – install of 8” sanitary sewer main @ SR1108 (King Road) & SR3670 (Lull Water Road)
- Encr. 19179 – install of 12” RJD water main @ SR1108 (King Rd) & SR1109 (Dundle Rd)
- Encr. 19180 – install of 8” RJD water main @ SR1112 (Stoney Point Rd) & SR1109 (Dundle Rd.)
- Encr. 19181 – install. of 8” RJD sewer main @ SR1109 (Dundle Rd. & SR1108 (King Rd.)
- Encr. 19182 – install. of 8” RJD sewer main @ SR1112 (Stoney Point Rd) & SR1109 (Dundle Rd).
- Encr. 19183 – install. of 12” RJD water main @ SR1108 (King Rd) & SR1109 (Dundle Rd).
- Encr. 19184 – install. of 8” RJD sewer main @ SR1112 (Stoney Point Rd) & SR1108 (King Rd)
- Encr. 19185 – install. of 2” SDR21 PVC water lines @ SR1108 (King Rd) & SR1109 (Dundle Rd)

C. Position Vacancies

CLOSED SESSION PURSUANT TO NORTH CAROLINA GENERAL STATUTES 143.318(A)(1) TO DISCUSS CONFIDENTIAL INFORMATION IN ACCORDANCE WITH N.C.G.S. §132-1.2(1)

Commissioner Ronna Garrett motioned to enter Closed Session pursuant to NC General Statutes 143-318(A)(1) to discuss confidential information in accordance with N.C.G.S. §132-1.2(1). Motion was seconded by Commissioner Donald Porter and unanimously approved at 9:20 am.

Following the discussion, upon motion by Commissioner Ronna Garrett, seconded by Commissioner Donald Porter, and unanimously approved the Commission returned to open session at 10:09 am.

ADJOURNMENT

There being no further business, upon motion by Commissioner Ronna Garrett, seconded by Commissioner Donald Porters, and unanimously approved the Commission adjourned at 10:10 am.

DRAFT

**PUBLIC WORKS COMMISSION
ACTION REQUEST FORM**

TO: Elaina L. Ball, CEO/General Manager

DATE: August 17, 2022

FROM: Trent K. Ensley, Procurement Manager

ACTION REQUESTED: Reject lowest bid submitted by Tri-State Utilities LLC for the Sewer Main Rehabilitation project as being non-responsive and approve the contract award to the lowest responsive, responsible bidder, Insituform Technologies, LLC. This project consists of rehabilitating existing concrete, clay, cast iron, and other various sewer mains utilizing a cured-in-place liner ("this project" or "subject project").

BID/PROJECT NAME: Sewer Main Rehabilitation

BID DATE: June 23, 2022

DEPARTMENT: Water Resources Engineering

BUDGET INFORMATION: Funding for this project will be from FY2023 CIP, WS 48 (CPR1000128)

BIDDERS	TOTAL COST
Tri-State Utilities, Chesapeake, VA	\$ 2,977,063.50
Insituform Technologies, LLC, Chesterfield, MO	\$ 2,984,192.80
AM-Liner East, Inc., Berryville, VA	\$ 3,756,558.95

AWARD RECOMMENDED TO: Insituform Technologies, LLC, Chesterfield, MO

BASIS OF AWARD: Lowest responsive, responsible bidder

COMMENTS: Notice of the bid was advertised through PWC's normal procedures on May 23, 2022, with a bid opening date of June 23, 2022. Addendum No. 1 was issued on June 17, 2022, to provide responses to questions from prospective bidders. Addendum No. 2 was issued on June 20, 2022, to provide bidders a certification form regarding any debarment, suspension, or other responsibility matters. The submitted bids were timely opened and evaluated by PWC Water Resources Engineering for this project.

PWC evaluated the submitted bids and determined that Tri-State Utilities LLC submitted a non-responsive bid for the subject project and that such bid is not in the best interest of PWC. PWC then evaluated the bid of the next lowest bidder, Insituform Technologies, LLC, and concluded that Insituform Technologies, LLC was the lowest responsive, responsible bidder for the subject project. It is therefore PWC staff's recommendation to award this project to the lowest responsive, responsible bidder, Insituform Technologies, LLC.

A more detailed analysis supporting this recommendation has been provided with this memo as Exhibit A.

ACTION BY COMMISSION

APPROVED _____ **REJECTED** _____

DATE _____

ACTION BY COUNCIL

APPROVED _____ **REJECTED** _____

DATE _____

BID HISTORY
SEWER MAIN REHABILITATION
BID DATE: JUNE 23, 2022

Advertisement

- | | | |
|----|-------------------------------|--|
| 1. | PWC Website
Addendum No. 1 | 05/23/2022 through 6/23/2022
6/17/2022 through 6/23//2022 |
|----|-------------------------------|--|

List of Prospective Bidders Notified of Bid

1. TA Loving Company, Goldsboro, NC
2. McKim & Creed, Raleigh, NC
3. Sunland Construction, Arden NC
4. Mainlining American, Livingston, NJ
5. Pipeline Utilities, Raleigh, NC
6. Wellons Construction, Dunn, NC
7. Sanford Contractors, Sanford, NC
8. Tri-State Utilities, Chesapeake, VA
9. Insituform Technologies, LLC, Chesterfield, MO
10. Am-Liner, Berryville, VA

PWC Procurement Mailing List- Registered vendors via the PWC website and BBR registrants. (approximately 2000+ contacts)

Small Business Administration Programs:

Small Business Administration Regional Office (SBA)
NC Procurement & Technical Assistance Center (NCPTAC)
Veterans Business Outreach Center (VBOC)
Small Business Technology Center (SBTDC)
Women's Business Center of Fayetteville (WBC)

Local Business and Community Programs

FSU Construction Resource Office (FSUCRO)
FSU Economic Development Administration Program (FSUEDA)
FSU Career Pathways Initiative
NAACP, Fayetteville Branch
FTCC Small Business Center (SBC)
Greater Fayetteville Chamber, RFP posting submitted
Hope Mills Chamber
Spring Lake Chamber
Hoke Chamber
Fayetteville Business & Professional League (FBPL)

State Business and Community Programs

NC Institute of Minority Economic Development (The Institute) Durham, NC
NAACP, State Branch Raleigh, NC
National Utility Contracting Association- NC Chapter (NUCA)

Durham Chapter of the National Association of Women in Construction (NAWIC)
South Atlantic Region of National Association of Women in Construction (NAWIC)
The Hispanic Contractors Association of the Carolinas (HCAC)
United Minority Contractors of North Carolina
International Women in Transportation- Triangle Chapter

Media

Fayetteville Observer
WIDU, AM1600
IBronco Radio at FSU
Fayetteville Press News
Up & Coming Weekly
Bladen Journal
Greater Fayetteville Business Journal

SDBE / Local Participation

Insituform Technologies, LLC is not a local business and is not classified as a SDBE Minority or Women-Owned business.

EXHIBIT A

**FAYETTEVILLE PUBLIC WORKS COMMISSION
ANALYSIS OF RECOMMENDATION**

TO: Elaina L. Ball, CEO/General Manager

DATE: August 17, 2022

FROM: Trent K. Ensley, Procurement Manager

.....

It is recommended that the bid submitted by Tri-State Utilities LLC be rejected as non-responsive for the subject project and not in the best interest of PWC. This recommendation is based on PWC staff's review and evaluation of the bid submitted by Tri-State Utilities LLC. PWC staff recommends that the Commission award the contract for this project to Insituform Technologies, LLC as the lowest responsive, responsible bidder.

As part of the bidding conditions for this project, bidders were required to provide references documenting a minimum of 800,000 linear feet of successful installation of similar size to the proposed cured-in-place liner to the subject project. Bidders were also required to identify their proposed superintendent for the project and provide at least three (3) references for the superintendent to documents the superintendent's ability and qualifications on projects of similar size and scope in the last three (3) years. Tri-State Utilities LLC did not document a minimum of 800,000 linear feet of successful installation of similar size to the proposed cured-in-place liner to the subject project. The contractor also listed three (3) separate proposed superintendents while also providing three (3) referenced projects total for those individuals. It is unclear whether the references are applicable to all three proposed superintendents or to whom each project applies.

Moreover, the bid documents required bidders to submit specific ISO certification from the lining manufacturer, wet-out facility, and installer. Tri-State Utilities LLC did not provide all of the requisite certifications.

Based individually and collectively on the above reasons, PWC staff determined that although Tri-State Utilities did present the lowest apparent bid, the bid was non-responsive.

Therefore, PWC staff evaluated the next lowest apparent bid, which was submitted by Insituform Technologies, LLC.

After full evaluation and comparison of the bids, it is recommended that Insituform Technologies, LLC be awarded the contract for this contract as the lowest responsive, responsible bidder. Therefore, PWC staff recommends and submits that it is in PWC's best interests that the Commission reject Tri-State Utilities LLC's bid as being non-responsive and award this project to the lowest responsive, responsible bidder, Insituform Technologies, LLC.

WADE R. FOWLER, JR., COMMISSIONER
EVELYN O. SHAW, COMMISSIONER
RONNA ROWE GARRETT, COMMISSIONER
DONALD L. PORTER, COMMISSIONER
ELAINA L. BALL, CEO/GENERAL MANAGER



FAYETTEVILLE PUBLIC WORKS COMMISSION
955 OLD WILMINGTON RD
P.O. BOX 1089
FAYETTEVILLE, NORTH CAROLINA 28302-1089
TELEPHONE (910) 483-1401
WWW.FAYPWC.COM

August 8, 2022

MEMO TO: Elaina L. Ball, CEO/General Manager

FROM: Candice S. Kirtz, Director of Supply Chain *CSK*

SUBJECT: Recommendation to Declare Personal Property as Surplus and Authorize Sale of Property by Sealed Bid

The Fayetteville Public Works Commission ("PWC") owns equipment that is identified in our inventory as "transformer shipment #635, containing forty (40) transformers, totaling 2,175 kVA" (the "Equipment"). Staff has determined that PWC has no use for the Equipment at this time, and Staff estimates that the value of the Equipment is at least thirty thousand dollars (\$30,000.00). Staff, therefore, requests that the Commission declare this Equipment to be surplus and authorize the sale of the Equipment via sealed bid in accordance with G.S. 160A-268.

**RESOLUTION TO DECLARE PERSONAL PROPERTY AS SURPLUS AND AUTHORIZE SALE
OF PROPERTY BY SEALED BID**

WHEREAS, the Fayetteville Public Works Commission (“PWC”) owns equipment that is identified in inventory as “transformer shipment #635-Pad, containing forty (40) transformers, totaling 2,175 kVA” (which transformers are collectively the “Equipment”);

WHEREAS, the Commissioners have determined that PWC has no use for the Equipment at this time, and the Commissioners believes that the value of the Equipment is at least thirty thousand dollars (\$30,000.00); and

WHEREAS, North Carolina General Statute §160A-268 permits PWC to sell personal property with an estimated value of \$30,000 or more by sealed bid upon approval by the Commissioners and after publication of a notice announcing the invitation to bid.

**THEREFORE, LET IT BE RESOLVED BY THE COMMISSIONERS OF THE
FAYETTEVILLE PUBLIC WORKS COMMISSION THAT:**

1. The Equipment is surplus and its sale by sealed bid is authorized.
2. Following the adoption of this Resolution, Commission staff shall publish notice of the sale in a newspaper of general circulation within Cumberland County, North Carolina, at least seven (7) days before bid opening. The notice shall summarize the contents of this Resolution and specify the date, time, and location of the public bid opening.
3. PWC reserves the right to withdraw the Equipment from sale at any time and the right to reject all bids.
4. After the public bid opening, the Commissioners will award the sale to the highest responsible bidder at its next regular meeting, unless all bids are rejected or the Equipment is withdrawn from sale.
5. PWC’s Chief Administrative Officer is hereby authorized to execute a bill of sale on behalf of PWC to transfer title to the winning bidder.

ADOPTED this 24th day of August, 2022.

FAYETTEVILLE PUBLIC WORKS COMMISSION

Evelyn O. Shaw, Chairwoman

ATTEST:

Donald L. Porter, Secretary

EVELYN O. SHAW, COMMISSIONER
RONNA ROWE GARRETT, COMMISSIONER
DONALD L. PORTER, COMMISSIONER
WADE R. FOWLER, JR., COMMISSIONER
ELAINA L. BALL, CEO/GENERAL MANAGER



FAYETTEVILLE PUBLIC WORKS COMMISSION
955 OLD WILMINGTON RD
P.O. BOX 1089
FAYETTEVILLE, NORTH CAROLINA 28302-1089
TELEPHONE (910) 483-1401
WWW.FAYPWC.COM

August 17, 2022

MEMO TO: Elaina Ball, CEO/General Manager

MEMO FROM: Rhonda Haskins, Chief Financial Officer

SUBJECT: FY 2023 Electric and Water/Wastewater (W/WW) Fund Budget Amendment #2 PWCORD2022-29

Attached is an Electric and W/WW Fund budget ordinance amendment #2 for Commission action at the August 24th meeting.

PWCORD2022-29 is an Electric and W/WW Fund amendment changing the fund balances as follows: The Electric Fund is increasing by \$3,023,200 to \$276.2 million and the W/WW Fund is increasing \$4,625,300 to \$143.7 million.

Within this budget amendment are increases in expenditures referred to as “encumbrance carryforward”. This is a governmental budgeting term that basically means that an expenditure was committed via a purchase order in the prior year’s budget, was not fully completed in the prior year as anticipated, and will be completed in this fiscal year with carryforward funds from the prior year. Section 3 of the Budget Ordinance adopted for FY2023 allows for these carryovers.

Aside from the purchase order encumbrance carryforward, an explanation of amended items is listed below.

Electric Fund

- **Electric Fund Revenue:** Total Electric Fund Revenue increased \$3,023,200.
 - Transfer from Budget Carryover Reserve increased by \$111,400 due to the expected delivery of vehicles that were ordered in FY22.
 - Total Sales of Electricity decreased by \$508,400 for CP customer revenue. This is the calculated value passed on to CP customers per the true-up portion of their rate. This decrease is offset by increasing the Appropriation from Electric Rate Stabilization Fund and has a zero net effect on Net Position.
 - Appropriation from Net Position increased by \$2,911,800 due to expenses below.

- **Electric Fund Expenditures:** Total Electric Fund Expenditures increased \$3,023,200.
 - The impact of the purchase order encumbrance carryforward from FY22 to FY23 was \$1,506,900 as follows. Capital Expenditures increased \$988,200 for capital projects not completed by fiscal year end and Operating Expenditures increased \$518,700 for professional services-related expenses.
 - Operating expenses also increased by \$33,300 due to parking deck fees being moved from W/WW Fund to the Electric Fund.
 - Debt Service increased by \$925,400 due to GASB 87 & 96 lease principal payments for FY23.
 - Capital also increased by \$327,900 as a result of FY22 projects and equipment with an expected delivery or completion date in FY23.
 - Budgetary Appropriations increased by \$229,700 due to the FY22 rollover of unused budgeted legal services into the legal reserve.

W/WW Fund

- **W/WW Fund Revenue:** Total W/WW Fund Revenue increased \$4,625,300.
 - Transfer from Budget Carryover Reserve decreased by \$78,900 due to equipment that was expected to be received in FY23 but was instead received in FY22.
 - Appropriation from W/WW Net Position increased by \$4,704,200 due to expenses below.
- **W/WW Fund Expenditures:** Total W/WW Fund Expenditures increased \$4,625,300.
 - The impact of the purchase order encumbrance carryforward from FY22 to FY23 was \$1,538,600 as follows. Capital Expenditures increased \$1,144,700 for capital projects not completed by fiscal year end and Operating Expenditures increased \$393,900 for professional services-related expenses.
 - Operating expenses also decreased by \$33,300 due to parking deck fees being moved from W/WW Fund to the Electric Fund.
 - Debt Service increased by \$925,400 due to GASB 87 & 96 lease principal payments for FY23.
 - Capital also increased by \$2,023,600 as a result of FY22 projects and equipment with an expected delivery or completion date in FY23.
 - Budgetary Appropriations increased by \$171,000 due to the net effect of the FY22 rollover of unused budgeted legal services into the legal reserve, and the reduction of Appropriation to W/WW Net Position to zero.

Staff recommends that the Commission adopt the attached budget ordinance amendment PWCORD2022-29.

FY 2023 AMENDMENT #2 BUDGET ORDINANCE (PWCORD2022-29)

BE IT ORDAINED BY THE COMMISSIONERS OF THE FAYETTEVILLE PUBLIC WORKS COMMISSION (PWC):

That the Fayetteville Public Works Commission Budget Ordinance adopted June 8, 2022 is hereby amended as follows:

Section 1. It is estimated that the following revenues and other financing sources will be available during the fiscal year beginning July 1, 2022, and ending June 30, 2023, to meet the appropriations listed in Section 2.

	Listed As	Revision	Revised Amount
<u>Schedule A: Electric Fund</u>			
Electric Revenues	\$ 203,245,400	\$ (508,400)	\$ 202,737,000
Operating and Other Revenues	13,824,400	-	13,824,400
BWGP Lease Payment	12,760,000	-	12,760,000
Customer Contributions	1,216,400	-	1,216,400
Budgetary Appropriations	42,166,500	3,531,600	45,698,100
Total Estimated Electric Fund Revenues	\$ 273,212,700	\$ 3,023,200	\$ 276,235,900
<u>Schedule B: Water and Wastewater Fund</u>			
Water Revenues	\$ 54,926,500	\$ -	\$ 54,926,500
Wastewater Revenues	60,948,100	-	60,948,100
Operating and Other Revenues	8,033,500	-	8,033,500
Customer Contributions	5,537,000	-	5,537,000
Intergovernmental Revenue - Assessments	1,290,000	-	1,290,000
Budgetary Appropriations	8,354,500	4,625,300	12,979,800
Total Est Water and Wastewater Fund Revenues	\$ 139,089,600	\$ 4,625,300	\$ 143,714,900
Grand Total	\$ 412,302,300	\$ 7,648,500	\$ 419,950,800

Section 2. The following amounts are hereby appropriated for the operations of the Fayetteville Public Works Commission and its activities for the fiscal year beginning July 1, 2022, and ending June 30, 2023, according to the following schedules:

	Listed As	Revision	Revised Amount
<u>Schedule A: Electric Fund</u>			
Operating Expenditures	\$ 213,784,600	\$ 552,000	\$ 214,336,600
Debt Service	2,193,300	925,400	3,118,700
Capital	21,242,400	1,316,100	22,558,500
Payment in Lieu of Taxes - City	12,405,800	-	12,405,800
Intergovernmental Expenditure - Economic Development	-	-	-
Intergovernmental Expenditure - Other	-	-	-
Budgetary Appropriations	23,586,600	229,700	23,816,300
Total Estimated Electric Fund Expenditures	\$ 273,212,700	\$ 3,023,200	\$ 276,235,900
<u>Schedule B: Water and Wastewater Fund</u>			
Operating Expenditures	\$ 78,581,800	\$ 360,600	\$ 78,942,400
Debt Service	28,833,500	925,400	29,758,900
Capital	19,541,000	3,168,300	22,709,300
Budgetary Appropriations	12,133,300	171,000	12,304,300
Total Est Water and Wastewater Fund Expenditures	\$ 139,089,600	\$ 4,625,300	\$ 143,714,900
Grand Total	\$ 412,302,300	\$ 7,648,500	\$ 419,950,800

Section 3. That appropriations herein authorized shall have the amount of outstanding purchase orders as of June 30, 2022, added to each appropriation as it appears in order to account for the payment against the fiscal year in which it is paid

Adopted this 24th day of August, 2022.

ELECTRIC & W/WW FUNDS SUMMARY

DESCRIPTION	ADOPTED ORIGINAL BUDGET FY 2023	BUDGET AMD #1 FY 2023	BUDGET AMD #2 FY 2023	PROPOSED AMENDED BUDGET FY 2023
ELECTRIC FUND:				
REVENUES	\$229,829,800	\$0	(\$508,400)	\$229,321,400
CONTRIBUTIONS AND/OR GRANTS	1,216,400	0	0	1,216,400
REMITTANCES FROM CITY	0	0	0	0
APPR. FROM RATE STABILIZATION FUND	5,000,000	8,545,200	508,400	14,053,600
TRANSFER FROM ELECTRIC CAPITAL RESERVE	0	0	0	0
TRANSFER FROM BWGP STARTUP COST RES	0	0	0	0
TRANSFER FROM REPS	1,867,300	0	0	1,867,300
TRANSFER FROM COAL ASH RESERVE	7,175,700	0	0	7,175,700
TRANSFER FROM BUDGET CARRYOVER	216,500	0	111,400	327,900
NOTES RECEIVABLE - COAL ASH ADJUSTMENT CREDIT	0	0	0	0
TRANSFER FROM CAPITALIZED INTEREST FUND	130,000	0	0	130,000
SERIES 2021 BOND PROCEEDS	0	0	0	0
APPR. FROM ELECTRIC NET POSITION	13,021,900	6,209,900	2,911,800	22,143,600
TOTAL REVENUES ELECTRIC	\$258,457,600	\$14,755,100	\$3,023,200	\$276,235,900
EXPENDITURES	\$57,339,300	\$0	\$552,000	\$57,891,300
PURCHASED POWER & GENERATION	147,998,300	8,545,200	0	156,543,500
BOND INTEREST EXPENSE	1,030,600	0	0	1,030,600
BOND INTEREST AMORTIZATION	(172,600)	0	0	(172,600)
OTHER FINANCE COST	24,100	0	0	24,100
INTEREST - LEASES	50,300	0	0	50,300
PAYMENT IN LIEU OF TAXES - CITY	12,405,800	0	0	12,405,800
CAPITAL EXPENDITURES	21,242,400	0	1,316,100	22,558,500
DEBT RELATED PAYMENTS	1,162,700	0	0	1,162,700
PRINCIPAL PAYMENT-LEASES	0	0	925,400	925,400
APPR. TO RATE STABILIZATION FUND	1,319,000	5,355,200	0	6,674,200
TRANSFER TO REPS RESERVE	2,275,900	0	0	2,275,900
BWGP START COST RESERVE	60,000	0	0	60,000
TRANSFER TO ANNEXATION PH V RESERVE - CITY FUND PORTION	5,487,800	0	0	5,487,800
TRANSFER TO COAL ASH RESERVE	3,573,000	854,700	0	4,427,700
TRANSFER TO ELECTRIC SUBSTATION REBUILD	3,000,000	0	0	3,000,000
TRANSFER TO TRANS EQUIPMENT CPF	1,411,000	0	0	1,411,000
LEGAL RESERVE	250,000	0	229,700	479,700
APPR. TO ELECTRIC NET POSITION	0	0	0	0
TOTAL EXPENDITURES ELECTRIC	\$258,457,600	\$14,755,100	\$3,023,200	\$276,235,900
WATER & WASTEWATER FUND:				
REVENUES	\$123,908,100	\$0	\$0	\$123,908,100
CONTRIBUTIONS AND GRANTS	5,537,000	0	0	5,537,000
REMITTANCES FROM CITY	1,290,000	0	0	1,290,000
APPR. FROM ANNEX PH V RES. FUND	4,940,400	0	0	4,940,400
TRANSFER FROM CAPITALIZED INTEREST FUND	1,311,600	0	0	1,311,600
TRANSFER FROM BUDGET CARRYOVER RES	2,102,500	0	(78,900)	2,023,600
APPR. FROM W/WW NET POSITION	0	0	4,704,200	4,704,200
TOTAL REVENUES WATER & WASTEWATER	\$139,089,600	\$0	\$4,625,300	\$143,714,900
EXPENDITURES	\$79,534,500	\$0	\$360,600	\$79,895,100
BOND INTEREST EXPENSE	11,319,400	0	0	11,319,400
BOND INTEREST - AMORTIZATION	(1,034,700)	0	0	(1,034,700)

ELECTRIC & W/WW FUNDS SUMMARY

DESCRIPTION	ADOPTED	BUDGET	BUDGET	PROPOSED
	ORIGINAL BUDGET FY 2023	AMD #1 FY 2023	AMD #2 FY 2023	AMENDED BUDGET FY 2023
LOAN INTEREST EXPENSE	462,500	0	0	462,500
OTHER FINANCE COST	31,700	0	0	31,700
INTEREST - LEASES	50,300	0	0	50,300
CAPITAL EXPENDITURES	19,208,000	333,000	3,168,300	22,709,300
DEBT RELATED PAYMENTS	13,147,600	0	0	13,147,600
LOAN PRINCIPAL PAYMENTS	3,904,000	0	0	3,904,000
PRINCIPAL PAYMENT LEASES	0	0	925,400	925,400
APPR. TO RATE STABILIZATION FUND	250,000	0	0	250,000
APPR. TO ANNEXATION PHASE V RESERVE	2,202,700	0	0	2,202,700
TRANSFER TO ANNEXATION PHASE V RESERVE	2,100,000	0	0	2,100,000
TRANSFER TO NCDOT RESERVE	5,472,300	0	0	5,472,300
TRANSFER TO TRANS EQUIPMENT CPF	1,835,000	0	0	1,835,000
LEGAL RESERVE	250,000	0	194,300	444,300
APPR. TO W/WW NET POSITION	356,300	(333,000)	(23,300)	0
TOTAL EXPEND. WATER & WASTEWATER	\$139,089,600	\$0	\$4,625,300	\$143,714,900
TOTAL ELECTRIC & W/WW	\$397,547,200	\$14,755,100	\$7,648,500	\$419,950,800

ELECTRIC FUND SUMMARY

DESCRIPTION	ADOPTED	BUDGET	BUDGET	PROPOSED
	ORIGINAL BUDGET FY 2023	AMD #1 FY 2023	AMD #2 FY 2023	AMENDED BUDGET FY 2023
ELECTRIC OPERATING REVENUE	\$228,507,800	\$0	(\$508,400)	\$227,999,400
OTHER ELECTRIC REVENUE	1,322,000	0	0	1,322,000
TOTAL OPERATING & OTHER REVENUE	\$229,829,800	\$0	(\$508,400)	\$229,321,400
CONTRIBUTIONS AND GRANTS	\$1,216,400	\$0	\$0	\$1,216,400
APPR. FROM RATE STABILIZATION FUND	5,000,000	8,545,200	508,400	14,053,600
TRANSFER FROM REPS	1,867,300	0	0	1,867,300
TRANSFER FROM COAL ASH RESERVE	7,175,700	0	0	7,175,700
TRANSFER FROM BUDGET CARRYOVER	216,500	0	111,400	327,900
CAPITALIZED INTEREST	130,000	0	0	130,000
APPR. FROM ELECTRIC NET POSITION	13,021,900	6,209,900	2,911,800	22,143,600
TOTAL ELECTRIC REVENUE	\$258,457,600	\$14,755,100	\$3,023,200	\$276,235,900
ELECTRIC DIVISION - DISTRIBUTION	\$26,441,400	\$0	\$66,900	\$26,508,300
ELECT. DIV. - PURCHASED POWER & GEN.	147,998,300	8,545,200	0	156,543,500
MANAGEMENT DIVISION	4,016,000	0	0	4,016,000
COMM. & COMMUNITY RELATIONS DIVISION	752,900	0	0	752,900
LEGAL DIVISION	180,200	0	0	180,200
CUSTOMER CARE DIVISION	5,536,600	0	79,600	5,616,200
ADMINISTRATIVE DIVISION	14,170,600	0	371,800	14,542,400
FINANCIAL DIVISION	3,565,900	0	400	3,566,300
GENERAL & ADMINISTRATION	9,280,800	0	33,300	9,314,100
DEPRECIATION EXPENSE	20,152,400	0	0	20,152,400
OVERHEAD CLEARING	(6,777,700)	0	0	(6,777,700)
BOND INTEREST EXPENSE	1,030,600	0	0	1,030,600
BOND INTEREST - AMORTIZATION	(172,600)	0	0	(172,600)
OTHER FINANCE COST	24,100	0	0	24,100
INTEREST - LEASES	50,300	0	0	50,300
PAYMENT IN LIEU OF TAXES - CITY	12,405,800	0	0	12,405,800
TOTAL OPERATING & OTHER EXPENSES	\$238,655,600	\$8,545,200	\$552,000	\$247,752,800
NET OPERATING RESULTS	(\$8,825,800)	(\$8,545,200)	(\$1,060,400)	(\$18,431,400)
CAPITAL EXPENDITURES	\$21,242,400	\$0	\$1,316,100	\$22,558,500
DEBT RELATED PAYMENTS	1,162,700	0	0	1,162,700
PRINCIPAL PAYMENT-LEASES	0	0	925,400	925,400
DEPRECIATION/AMORTIZATION ADJUSTMENT	(19,979,800)	0	0	(19,979,800)
TOTAL SUPPLEMENTAL EXPENDITURES	\$2,425,300	\$0	\$2,241,500	\$4,666,800
TOTAL EXPENSES & SUPPLEMENTAL EXP.	\$241,080,900	\$8,545,200	\$2,793,500	\$252,419,600
APPR. TO RATE STABILIZATION FUND	\$1,319,000	\$5,355,200	\$0	\$6,674,200
TRANSFER TO REPS RESERVE	2,275,900	0	0	2,275,900
BWGP START COST RESERVE	60,000	0	0	60,000
TRANSFER TO ANNEXATION PHASE V RES - CITY FD PORTION	5,487,800	0	0	5,487,800
TRANSFER TO COAL ASH RESERVE	3,573,000	854,700	0	4,427,700
TRANSFER TO ELECTRIC SUBSTATION REBUILD	3,000,000	0	0	3,000,000
TRANSFER TO TRANS EQUIPMENT CPF	1,411,000	0	0	1,411,000
LEGAL RESERVE	250,000	0	229,700	479,700
APPR. TO ELECTRIC NET POSITION	0	0	0	0
TOTAL BUDGETARY APPROPRIATIONS	\$17,376,700	\$6,209,900	\$229,700	\$23,816,300
TOTAL ELECTRIC EXPENDITURES	\$258,457,600	\$14,755,100	\$3,023,200	\$276,235,900

WATER & WASTEWATER FUND SUMMARY

DESCRIPTION	ADOPTED	BUDGET	BUDGET	PROPOSED
	ORIGINAL BUDGET FY 2023	AMD #1 FY 2023	AMD #2 FY 2023	AMENDED BUDGET FY 2023
WATER OPERATING REVENUE	\$54,926,500	\$0	\$0	\$54,926,500
SANITARY SEWER OPERATING REVENUE	60,948,100	0	0	60,948,100
OTHER OPERATING REVENUE	7,391,900	0	0	7,391,900
OTHER WATER & SAN. SEWER REVENUE	641,600	0	0	641,600
TOTAL OPERATING & OTHER REVENUE	\$123,908,100	\$0	\$0	\$123,908,100
CONTRIBUTIONS AND GRANTS	\$5,537,000	\$0	\$0	\$5,537,000
REMITTANCES FROM CITY	1,290,000	0	0	1,290,000
APPR. FROM ANNEX PH V RES. FUND	4,940,400	0	0	4,940,400
TRANSFER FROM CAPITALIZED INTEREST FUND	1,311,600	0	0	1,311,600
TRANSFER FROM BUDGET CARRYOVER RES	2,102,500	0	(78,900)	2,023,600
APPR. FROM W/WW NET POSITION	0	0	4,704,200	4,704,200
TOTAL WATER & WASTEWATER REVENUE	\$139,089,600	\$0	\$4,625,300	\$143,714,900
WATER RESOURCES DIVISION	\$48,723,100	\$0	\$0	\$48,723,100
MANAGEMENT DIVISION	2,629,400	0	0	2,629,400
COMM. & COMMUNITY RELATIONS DIVISION	747,600	0	0	747,600
LEGAL DIVISION	180,200	0	0	180,200
CUSTOMER CARE DIVISION	4,698,200	0	21,700	4,719,900
ADMINISTRATIVE DIVISION	15,253,300	0	371,800	15,625,100
FINANCIAL DIVISION	3,528,300	0	400	3,528,700
GENERAL & ADMINISTRATION	10,953,000	0	(33,300)	10,919,700
DEPRECIATION EXPENSE - WATER	13,233,200	0	0	13,233,200
DEPRECIATION EXPENSE - SEWER	16,337,500	0	0	16,337,500
OVERHEAD CLEARING	(8,213,300)	0	0	(8,213,300)
BOND INTEREST EXPENSE	11,319,400	0	0	11,319,400
BOND INTEREST - AMORTIZATION	(1,034,700)	0	0	(1,034,700)
LOAN INTEREST EXPENSE	462,500	0	0	462,500
OTHER FINANCE COST	31,700	0	0	31,700
INTEREST - LEASES	50,300	0	0	50,300
TOTAL OPERATING & OTHER EXPENSES	\$118,899,700	\$0	\$360,600	\$119,260,300
NET OPERATING RESULTS	\$5,008,400	\$0	(\$360,600)	\$4,647,800
CAPITAL EXPENDITURES	\$19,208,000	\$333,000	\$3,168,300	\$22,709,300
DEBT RELATED PAYMENTS	13,147,600	0	0	13,147,600
LOAN PRINCIPAL PAYMENTS	3,904,000	0	0	3,904,000
PRINCIPAL PAYMENT-LEASES	0	0	925,400	925,400
DEPRECIATION/AMORTIZATION ADJUSTMENT	(28,536,000)	0	0	(28,536,000)
TOTAL SUPPLEMENTAL EXPENDITURES	\$7,723,600	\$333,000	\$4,093,700	\$12,150,300
TOTAL EXPENSES & SUPPLEMENTAL EXP.	\$126,623,300	\$333,000	\$4,454,300	\$131,410,600
APPR. TO RATE STABILIZATION FUND	\$250,000	\$0	\$0	\$250,000
APPR. TO ANNEXATION PHASE V RESERVE	2,202,700	0	0	2,202,700
TRANSFER TO ANNEXATION PHASE V RESERVE	2,100,000	0	0	2,100,000
TRANSFER TO NCDOT RESERVE	5,472,300	0	0	5,472,300
TRANSFER TO TRANS EQUIPMENT RES	1,835,000	0	0	1,835,000
LEGAL RESERVE	250,000	0	194,300	444,300
APPR. TO W/WW NET POSITION	356,300	(333,000)	(23,300)	0
TOTAL BUDGETARY APPROPRIATIONS	\$12,466,300	(\$333,000)	\$171,000	\$12,304,300
TOTAL WATER & W/WW EXPENDITURES	\$139,089,600	\$0	\$4,625,300	\$143,714,900

WADE R. FOWLER, JR., COMMISSIONER
EVELYN O. SHAW, COMMISSIONER
RONNA ROWE GARRETT, COMMISSIONER
DONALD L. PORTER, COMMISSIONER
ELAINA L. BALL, CEO/GENERAL MANAGER



FAYETTEVILLE PUBLIC WORKS COMMISSION
955 OLD WILMINGTON RD
P.O. BOX 1089
FAYETTEVILLE, NORTH CAROLINA 28302-1089
TELEPHONE (910) 483-1401
WWW.FAYPWC.COM

August 17, 2022

MEMO TO: Elaina L. Ball, CEO/General Manager
MEMO FROM: Rhonda Haskins, Chief Financial Officer
SUBJECT: Capital Project Fund (CPF) Budget Ordinances

Attached are CPF budget ordinance amendments for Commission action at the August 24th meeting and below is a summary explaining the purpose of each.

The following ordinances will be effective upon adoption:

- PWCORD2022-30 amends the budget ordinance for the Electric Rate Stabilization Fund (ERSF). The ERSF will transfer \$508,400 to the GF to pay for the CP true-up to customers.
- PWCORD2022-31 amends the Annexation Phase V, Areas 22-23 CPF to reallocate surplus Series 2021 bond proceeds to Annexation Phase V, Areas 32-34 CPF and true-up interest and transfers to actual.
- PWCORD2022-32 amends the Annexation Phase V, Areas 32-34 CPF for additional proceeds to be received from the Series 2021 bonds.
- PWCORD2022-33 amends the Annexation Phase V Reserve to true-up the transfer to the Annexation Phase V Areas 22-23 CPF.

Staff recommends that the Commission adopt the attached budget CPF ordinance amendments.

CAPITAL PROJECT ORDINANCE AMENDMENT
ELECTRIC UTILITY SYSTEM RATE STABILIZATION FUND AMENDMENT #45
PWCORD2022-30

BE IT ORDAINED by the Commissioners of the Fayetteville Public Works Commission (PWC) that pursuant to Chapter 159 of the General Statutes of North Carolina, the following capital project fund ordinance is hereby amended:

Section 1. The amendment authorized is to the Electric Utility System Rate Stabilization Fund (ERSF) adopted April 8, 1998 and April 20, 1998 by PWC and the City of Fayetteville, NC (CITY), respectively, as amended, for the accumulation of funds to maintain electric rate competitiveness and rate stability.

Section 2. This fund will remain operational until the Commissioners of PWC determine the need for such fund no longer exist.

Section 3. The following revenues and other financing sources are anticipated to be available and authorized to be accumulated by PWC for the ERSF:

	Listed As	Amendment	Revised
Transfer from Electric General Fund	\$ 88,204,226	\$ -	\$ 88,204,226
Transfer from Electric General Fund - WPCA	3,861,615	-	3,861,615
Transfer from Electric General Fund - True-Up Credits	14,947,753	-	14,947,753
Rate Stabilization Transfer	4,169,725	-	4,169,725
Interest Income	8,636,300	-	8,636,300
	<u>\$ 119,819,619</u>	<u>\$ -</u>	<u>\$ 119,819,619</u>

Section 4. The following uses of accumulated funds are authorized:

	Listed As	Amendment	Revised
Transfer to Electric Fund - Pre-2013	\$ 5,000,000	\$ -	\$ 5,000,000
Transfer to Electric Fund - 2013 and forward	68,499,193	-	68,499,193
Tfer to Electric Fd-City Interlocal Agreement-COVID19	4,000,000	-	4,000,000
Transfer to Electric Fund - Duke Energy True-Up	5,852,511	508,400	6,360,911
Advance to Water/Wastewater Fund	9,800,000	-	9,800,000
Appropriated Net Assets	26,667,915	(508,400)	26,159,515
	<u>\$ 119,819,619</u>	<u>\$ -</u>	<u>\$ 119,819,619</u>

Section 5. Copies of this budget ordinance amendment shall be made available to the PWC budget officer and finance officer.

Adopted this 24th day of August 2022.

CAPITAL PROJECT ORDINANCE AMENDMENT
ANNEXATION PHASE V - AREAS 22 - 23 CAPITAL PROJECT FUND AMENDMENT #5
PWCORD2022-31

BE IT ORDAINED by the Fayetteville Public Works Commission (PWC) that pursuant to Section 13.2 of Chapter 159 of the General Statutes of North Carolina, the following capital project ordinance is hereby amended:

Section 1. The amendment is to the Annexation Phase V - Areas 22 - 23 Capital Project Fund, adopted March 14, 2018 for funding the water and sewer installations in the Phase V annexation areas 22 through 23 with accumulated funds in the Annexation Reserve Fund.

Section 2. The officers of this unit are hereby directed to proceed with the project within the terms of the Bond Order including reimbursement declarations and within the funds appropriated herein.

Section 3. The following revenues are anticipated to be available to complete the project:

	Current Budget	Amendment	Revised Budget
Series 2021 Bond Proceeds	\$ 17,019,613	\$ (800,647)	\$ 16,218,966
Interest Income	-	3,126	3,126
Transfer from Annexation Reserve Fund	1,982,063	(1,368,847)	613,216
	<u>\$ 19,001,676</u>	<u>\$ (2,166,368)</u>	<u>\$ 16,835,308</u>

Section 4. The following amounts are appropriated for the project:

Project Expenditures	<u>\$ 19,001,676</u>	<u>\$ (2,166,368)</u>	<u>\$ 16,835,308</u>
----------------------	----------------------	-----------------------	----------------------

Section 5. The PWC Chief Financial Officer will maintain sufficient specific detailed accounting records and will ensure the terms of the bond resolution are met.

Section 6. Funds may be advanced from the PWC General Fund and/or Annexation Reserve Fund for the purpose of making payments as due and reimbursement requests will be made to the Trustee in an orderly and timely manner.

Section 7. Copies of the capital project ordinance amendment shall be made available to the PWC budget officer and finance officer.

Adopted this 24th day of August 2022.

CAPITAL PROJECT ORDINANCE AMENDMENT
ANNEXATION PHASE V - AREAS 32 - 34 CAPITAL PROJECT FUND AMENDMENT #5
PWCORD2022-32

BE IT ORDAINED by the Fayetteville Public Works Commission (PWC) that pursuant to Section 13.2 of Chapter 159 of the General Statutes of North Carolina, the following capital project ordinance is hereby amended:

Section 1. The amendment authorized is to the Annexation Phase V - Areas 32 through 34, adopted December 13, 2017 for the design and construction of water and sewer installations in Phase V Annexation, Areas 32 through 34.

Section 2. The officers of this unit are hereby directed to proceed with the project within the budget contained herein.

Section 3. The following revenues are anticipated to be available to complete the project:

	Current Budget	Amendment	Revised Budget
Transfer from Annexation Reserve Fund	\$ 8,000,000	\$ -	\$ 8,000,000
Interest Income	-	1,200	1,200
Series 2016 Bond Proceeds	1,070,481	-	1,070,481
Series 2018 Bond Proceeds	1,355,273	-	1,355,273
Series 2021 Bond Proceeds	-	800,647	800,647
Bond Proceeds	69,440,146	(801,847)	68,638,299
	<u>\$ 79,865,900</u>	<u>\$ -</u>	<u>\$ 79,865,900</u>

Section 4. The following amounts are appropriated for the project:

	Current Budget	Amendment	Revised Budget
Project Expenditures	\$ 79,865,900	\$ -	\$ 79,865,900

Section 5: The PWC Chief Financial Officer will maintain sufficient specific detailed accounting records and will ensure the terms of the bond resolution are met.

Section 6: Funds may be advanced from the PWC General Fund and/or Annexation Reserve Fund for the purpose of making payments as due and reimbursement requests will be made to the Trustee in an orderly and timely manner.

Section 7. Copies of the capital project ordinance shall be made available to the PWC budget officer and finance officer.

Adopted this 24th day of August 2022.

CAPITAL RESERVE FUND ORDINANCE AMENDMENT
ANNEXATION PHASE V RESERVE FUND AMENDMENT #44
PWCORD2022-33

BE IT ORDAINED by the Fayetteville Public Works Commission (PWC) that pursuant to Sections 18 to 22 of Chapter 159 of the General Statutes of North Carolina, the following capital reserve fund ordinance is hereby amended:

- Section 1. The amendment authorized is to the Annexation Phase V Capital Reserve Fund, adopted May 27, 2009 and June 8, 2009 by PWC and the City of Fayetteville (CITY), respectively, as amended, for the accumulation of funds to complete water and sewer extensions in the Phase V Annexation Area.
- Section 2. This fund will remain operational until all expenditures of the planned water and sewer extensions in the Phase V Annexation Area, including debt service payments, have been paid.
- Section 3. The following revenues and other financing sources are anticipated to be available and authorized to be accumulated by PWC for the reserve fund:

	Listed As	Amendment	Revised
Transfer from PWC Water/Sewer Fund	\$ 33,551,665	\$ -	\$ 33,551,665
Transfer from PWC Electric Fund - City Portion	30,861,399	-	30,861,399
Transfer from PWC Annexation Ph V Project 1	727,903	-	727,903
Transfer from City of Fayetteville	11,261,179	-	11,261,179
Transfer - Assessment Revenue including interest	23,884,200	-	23,884,200
Interest Income	1,800,000	-	1,800,000
	<u>\$ 102,086,346</u>	<u>\$ -</u>	<u>\$ 102,086,346</u>

- Section 4. The following uses of accumulated funds are authorized:

	Listed As	Amendment	Revised
Project Withdrawal Authorizations:			
Transfer to FPWC Water/Sewer Fund - Debt Service	\$ 35,725,401	\$ -	\$ 35,725,401
Transfer to FPWC Water/Sewer Fund	811,600	-	811,600
Transfer to Annexation Ph V, Areas 8-13 CPF	729,548	-	729,548
Transfer to Annexation Ph V, Areas 14-15 CPF	198,512	-	198,512
Transfer to Annexation Ph V, Areas 16-17 CPF	1,212,013	-	1,212,013
Transfer to Annexation Ph V, Areas 18-19 CPF	11,098,122	-	11,098,122
Transfer to Annexation Ph V, Areas 20-21 CPF	552,096	-	552,096
Transfer to Annexation Ph V, Areas 22-23 CPF	1,982,063	(1,368,847)	613,216
Transfer to Annexation Ph V, Areas 24-25 CPF	500,000	-	500,000
Transfer to Annexation Ph V, Areas 26-27 CPF	500,000	-	500,000
Transfer to Annexation Ph V, Areas 28-29 CPF	500,000	-	500,000
Transfer to Annexation Ph V, Areas 32-34 CPF	8,000,000	-	8,000,000
Transfer to Annexation Ph V, Asphalt Overlay CPF	8,582,138	-	8,582,138
Interest Expense - Advance from Rate Stabilization Fd	79,356	-	79,356
Future Project Funding Accumulations	31,615,497	1,368,847	32,984,344
	<u>\$ 102,086,346</u>	<u>\$ -</u>	<u>\$ 102,086,346</u>

- Section 5. Copies of the capital reserve fund ordinance amendment shall be made available to the PWC budget officer and finance officer.

Adopted this 24th day of August 2022.

Fayetteville Public Works Commission

Cash Flow Statement for July 2022

General Fund Bank Account

Beginning Balance as of 07/01/2022

\$65,123,890.80

Number of Transactions

Utility Receipts:

Customer Service Business Center	4,646	\$	2,071,317.04
WF Lockbox	15,018	\$	5,220,469.55
Kiosk Checks / Cash	549	\$	97,078.70
Drafts	21,240	\$	4,842,127.71
Bill2Pay	59,563	\$	10,823,837.29
AdComp (Kiosk Credit Cards)	368	\$	79,131.82
Western Union	2,086	\$	352,507.01
E-Box	8,567	\$	2,122,912.41
Receivables via ACH Wire	170	\$	2,009,228.59
Miscellaneous Receipts	40	\$	10,105,532.08
Total Utility & Miscellaneous Receipts		\$	37,724,142.20

Investments:

Investments Matured: GF CD	0	\$	-
Investments Matured: Rate Stabilization - Electric	1	\$	3,000,000.00
Investments Matured: Annex	1	\$	5,000,000.00
Investments Matured: NCDOT	1	\$	1,000,000.00
Investment Interest Receipts: GF	9	\$	61,881.25
Investment Interest Receipts: Gen Fuel	0	\$	-
Investment Interest Receipts: ERSF	0	\$	-
Investment Interest Receipts: WRSF	0	\$	-
Investment Interest Receipts: NCDOT	1	\$	3,500.00
Total Investment Receipts		\$	9,065,381.25

Grand Total of Receipts \$ 46,789,523.45

Vendor ACH Payments Issued	340	\$	(21,134,295.95)
Employee Reimbursements	54	\$	(20,803.91)
Accounts Payable Checks Issued	783	\$	(5,463,892.51)
Commercial Credit Card Payments	51	\$	(334,606.18)
HSF Vendor Payments	2	\$	(12,065.00)
Investments Purchased: GF	4	\$	(7,420,541.78)
Investments Purchased: ERSF/WRSF	3	\$	(7,930,085.95)
Investments Purchased: Annex Reserve	3	\$	(10,892,068.35)
Investments Purchased: Debt Service	0	\$	-
Investments Purchased: NCDOT	2	\$	(3,966,843.34)
Vendor Services Wired Payments	36	\$	(3,405,008.48)
Transfers: NCCMT GF	0	\$	-
Transfers: WF TPA Health Account	2	\$	(800,000.00)
Transfers: TPA Workers Comp Account	1	\$	(30,000.00)
Transfers: BONY	0	\$	-
Transfers: HSF Account	0	\$	-
Returned Checks	9	\$	(15,854.77)
Returned Drafts	15	\$	(31,684.21)
Returned Bill2Pay	678	\$	(170,528.15)
Returned E-Box	7	\$	(2,655.65)
Returned Western Union	1	\$	(40.40)
Returned AdComp	0	\$	-
Payroll	3	\$	(3,811,085.50)

Total Disbursements \$ (65,442,060.12)

Ending Balance 7/31/2022

\$ 46,471,354.13

Fayetteville Public Works Commission

Cash Flow Statement for July 2022

General Fund Bank Account

Checks Over \$25,000.00:

AMERICAN REWINDING OF NC, INC	CHECK	\$	(34,828.51)
AUTOMATIC DATA PROCESSING, INC.	CHECK	\$	(27,000.00)
CAPE FEAR REGIONAL THEATRE	CHECK	\$	(50,000.00)
CAPE FEAR WATER SOLUTIONS, INC	CHECK	\$	(55,519.42)
CITY OF FAYETTEVILLE LANDSCAPING AND LAWN CARE, INC.	CHECK	\$	(147,821.12)
CUMBERLAND COUNTY DEPARTMENT OF SOCIAL SERVICES	CHECK	\$	(90,569.92)
DELOITTE CONSULTING	CHECK	\$	(65,000.00)
DIRECTDEFENSE, INC	CHECK	\$	(111,125.00)
GEOCIVIX, LLC	CHECK	\$	(34,500.00)
INDUSTRIAL CONTROL PANELS, INC.	CHECK	\$	(148,706.34)
INNOVATIVE EMERGENCY MANAGEMENT, INC	CHECK	\$	(61,163.59)
J. CUMBY CONSTRUCTION, INC.	CHECK	\$	(213,666.68)
J. CUMBY CONSTRUCTION, INC.	CHECK	\$	(274,197.35)
JSMITH CIVIL LLC	CHECK	\$	(110,612.24)
JSMITH CIVIL LLC	CHECK	\$	(202,417.54)
MIDDLE CAPE FEAR BASIN ASSOCIATION	CHECK	\$	(53,640.65)
MUNICIPAL TANK COATING & SANDBLASTING INC	CHECK	\$	(101,683.78)
OAKLEY COLLIER ARCHITECTS, PA	CHECK	\$	(69,917.10)
PAGE POWER SYSTEMS, INC.	CHECK	\$	(33,691.75)
PIEDMONT AUTOMATION INC	CHECK	\$	(53,500.00)
PITNEY BOWES INC. RESERVE ACCOUNT	CHECK	\$	(25,000.00)
POWER SECURE, INC	CHECK	\$	(1,965,643.28)
PRECISION CONTRACTING SERVICES, INC	CHECK	\$	(178,141.10)
SUBSTATION ENTERPRISES, INC	CHECK	\$	(435,836.68)
SYSTEMS WITH INTELLIGENCE	CHECK	\$	(29,880.00)
THE GUARDIAN LIFE INSURANCE COMPANY OF AMERICA	CHECK	\$	(37,514.83)
TRAVELERS-10302	CHECK	\$	(204,946.00)
VERIZON WIRELESS	CHECK	\$	(36,951.67)

Wire Payments over \$25,000.00:

COMMERICAL CARD PAYMENT	WIRE	\$	(46,903.39)
COMMERICAL CARD PAYMENT	WIRE	\$	(37,397.11)
COMMERICAL CARD PAYMENT	WIRE	\$	(52,228.70)
IRS TAX	WIRE	\$	(463,427.51)
IRS TAX	WIRE	\$	(464,126.41)
NC TREASURER	WIRE	\$	(824,905.48)
NCDOR	WIRE	\$	(350,000.00)
NCDOR	WIRE	\$	(68,975.00)
NCDOR	WIRE	\$	(500,000.00)
NCDOR	WIRE	\$	(69,498.00)
NCDOR	WIRE	\$	(313,541.86)
RETIREMENT	WIRE	\$	(33,982.30)
RETIREMENT	WIRE	\$	(34,031.44)
RETIREMENT	WIRE	\$	(33,726.88)

Total Checks

\$ (4,853,474.55)

Total Wires

\$ (3,292,744.08)

Vendor ACH Payments over \$25,000.00:

AEGIS INSURANCE SERVICES INC	ACH	\$	(149,867.00)
BOBBY TAYLOR OIL CO., INC.	ACH	\$	(34,442.97)
CAROLINA MANAGEMENT TEAM, LLC	ACH	\$	(105,573.96)
CAROLINA MANAGEMENT TEAM, LLC	ACH	\$	(120,778.15)
CAROLINA POWER & SIGNALIZATION, LLC	ACH	\$	(81,102.85)
CAROLINA POWER & SIGNALIZATION, LLC	ACH	\$	(47,119.70)
CAROLINA POWER & SIGNALIZATION, LLC	ACH	\$	(74,266.51)
CAROLINA POWER & SIGNALIZATION, LLC	ACH	\$	(192,186.04)
CAROTEK, INC.	ACH	\$	(61,154.93)
CDM SMITH	ACH	\$	(178,416.89)
CDM SMITH	ACH	\$	(81,590.66)
CDM SMITH	ACH	\$	(267,617.69)
CHARLES R. UNDERWOOD INC	ACH	\$	(280,311.56)
CHARLES R. UNDERWOOD INC	ACH	\$	(231,023.48)
CITY OF FAYETTEVILLE LANDSCAPING AND LAWN CARE, INC.	ACH	\$	(1,033,809.34)
COOPER FORD	ACH	\$	(82,359.00)
CORE AND MAIN	ACH	\$	(46,838.68)
CUMBERLAND TRACTOR KUBOTA OF FAY. LLC	ACH	\$	(38,802.98)
DAPARAK, INC.	ACH	\$	(38,237.85)
DIAMOND CONSTRUCTORS, INC.	ACH	\$	(66,899.79)
DIRECTIONAL SERVICES, INC.	ACH	\$	(87,366.61)
DIRECTIONAL SERVICES, INC.	ACH	\$	(195,978.36)
DUKE ENERGY	ACH	\$	(746,073.90)
DUKE ENERGY	ACH	\$	(3,811,317.16)
DUKE ENERGY	ACH	\$	(811,767.81)
ERMCO	ACH	\$	(36,028.72)
FAYETTEVILLE LANDSCAPING AND LAWN CARE, INC.	ACH	\$	(25,953.18)
FLEMING & ASSOCIATES PA	ACH	\$	(71,750.00)
GE INTERNATIONAL, INC.	ACH	\$	(111,898.45)
GLOBAL SOFTWARE LLC	ACH	\$	(47,445.74)
HAZEN AND SAWYER,P.C.	ACH	\$	(113,318.17)
HAZEN AND SAWYER,P.C.	ACH	\$	(747,567.70)
HAZEN AND SAWYER,P.C.	ACH	\$	(32,227.80)
HYDROSTRUCTURES, P.A.	ACH	\$	(60,128.38)
INSITUFORM TECHNOLOGIES LLC	ACH	\$	(1,326,411.98)
INSITUFORM TECHNOLOGIES LLC	ACH	\$	(1,245,864.21)
KLEEN LINE, LTD.	ACH	\$	(39,757.50)
LOOKS GREAT SERVICES OF MS, INC.	ACH	\$	(77,773.70)
MAINLINING AMERICA, LLC	ACH	\$	(609,796.84)
MCDONALD MATERIALS, INC.	ACH	\$	(31,282.20)
MCKIM & CREED INC.	ACH	\$	(62,715.17)

MECHANICAL JOBBERS MARKETING INC.	ACH	\$	(558,778.46)
MELILLO CONSULTING, INC	ACH	\$	(94,975.00)
MEYER UTILITY STRUCTURES, LLC	ACH	\$	(156,728.00)
MYTHICS, INC.	ACH	\$	(53,785.00)
MYTHICS, INC.	ACH	\$	(112,749.58)
OLDE FAYETTEVILLE LANDSCAPING AND LAWN CARE, INC.	ACH	\$	(50,420.85)
OPEN SYSTEMS INTERNATIONAL, INC	ACH	\$	(124,733.30)
PENCCO, INC.	ACH	\$	(41,851.22)
PENCCO, INC.	ACH	\$	(31,927.29)
PENCCO, INC.	ACH	\$	(46,265.25)
PENCCO, INC.	ACH	\$	(83,890.88)
PIKE ELECTRIC, LLC	ACH	\$	(83,835.82)
PIKE ELECTRIC, LLC	ACH	\$	(45,763.14)
PIKE ELECTRIC, LLC	ACH	\$	(47,955.74)
PIKE ELECTRIC, LLC	ACH	\$	(30,106.71)
PRESTAGE AGENERGY OPERATIONS	ACH	\$	(32,660.00)
PUBLIC WORKS COMMISSION-03090	ACH	\$	(28,837.57)
QUALITY CONCRETE CO.,INC.	ACH	\$	(35,041.44)
RIVER CITY CONSTRUCTION INC	ACH	\$	(122,776.00)
RIVER CITY CONSTRUCTION INC	ACH	\$	(125,943.50)
RIVER CITY CONSTRUCTION INC	ACH	\$	(109,089.05)
RIVER CITY CONSTRUCTION INC	ACH	\$	(65,937.95)
SANFORD CONTRACTORS, INC.	ACH	\$	(197,954.87)
SHEALY ELECTRICAL WHOLESALERS	ACH	\$	(82,471.53)
SHEALY ELECTRICAL WHOLESALERS	ACH	\$	(46,277.51)
SOFTWARE ONE INC	ACH	\$	(280,480.96)
SYNAGRO CENTRAL, LLC	ACH	\$	(95,567.63)
T.A. LOVING CO. INC.	ACH	\$	(581,760.47)
T.A. LOVING CO. INC.	ACH	\$	(1,998,077.98)
TMG CONSULTING, INC.	ACH	\$	(84,403.50)
TMG CONSULTING, INC.	ACH	\$	(92,038.01)
TRC ENGINEERS, INC.	ACH	\$	(30,356.78)
U S DEPT OF ENERGY	ACH	\$	(49,580.99)
USIC LOCATING SERVICES, LLC	ACH	\$	(70,420.00)
VERTIV CORPORATION	ACH	\$	(38,043.02)
WESCO DISTRIBUTION	ACH	\$	(68,465.62)
WESCO DISTRIBUTION	ACH	\$	(153,476.12)
WESCO DISTRIBUTION	ACH	\$	(58,658.15)
WESCO DISTRIBUTION	ACH	\$	(130,442.10)
WK DICKSON & CO., INC.	ACH	\$	(102,556.79)

Total

\$ (19,749,907.39)

**Public Works Commission
Bad Debt Report**

Reporting Period: Jul-22
Dates Covered: Feb-22

Beginning Net YTD Bad Debt Writeoffs	-
Amount to Bad Debt this Period	175,217.94
Recovered this Period	(60,488.10)
Ending Net YTD Bad Debt Writeoffs	114,729.84
Total Accounts Written of this Period	602

ANALYSIS OF UNCOLLECTABLE ACCOUNTS:

Residential Accounts:

316	Accounts \$250.00 or less	35,702.31
127	Accounts \$250.01 to \$500.00	45,163.73
81	Accounts OVER \$500.00	82,830.18
524	TOTAL RESIDENTIAL:	163,696.22

NON RESIDENTIAL ACCOUNTS:

74	Accounts \$500.00 or less	9,015.41
4	Accounts over \$500.00	2,506.31
78	TOTAL NON RESIDENTIAL:	11,521.72

Approved to be placed in the uncollectibles:


RHONDA HASKINS (Aug 11, 2022 10:16 EDT)

Rhonda Haskins, CFO

Public Works Commission
Bad Debt Report

Reporting Period: Jul-22
Dates Covered: Feb-22

List of Residential Accounts over \$500.00

Write off #:	Amount	Write off #:	Amount
1	501.22	42	800.60
2	503.44	43	810.92
3	506.94	44	823.34
4	507.07	45	837.11
5	508.84	46	885.06
6	510.75	47	890.40
7	511.56	48	903.18
8	515.28	49	903.61
9	518.46	50	979.75
10	519.66	51	987.35
11	521.35	52	990.79
12	522.85	53	1,012.59
13	547.53	54	1,059.66
14	549.07	55	1,075.96
15	562.06	56	1,111.09
16	564.19	57	1,137.18
17	566.65	58	1,152.89
18	576.38	59	1,156.28
19	579.55	60	1,185.65
20	588.05	61	1,211.28
21	598.96	62	1,249.16
22	601.53	63	1,256.08
23	604.17	64	1,277.83
24	607.81	65	1,329.84
25	633.27	66	1,356.22
26	643.17	67	1,388.14
27	656.13	68	1,388.70
28	667.09	69	1,401.91
29	673.88	70	1,414.40
30	677.49	71	1,455.19
31	704.34	72	1,487.78
32	708.30	73	1,700.82
33	728.34	74	1,776.94
34	737.44	75	1,843.26
35	740.09	76	1,915.61
36	742.52	77	2,121.27
37	759.92	78	2,601.67
38	767.28	79	3,087.09
39	775.95	80	3,711.00
40	785.60	81	3,867.60
41	790.80		
			<hr/>
			82,830.18

List of Non Residential Accounts over \$500.00

Write off #:	Amount	Write off #:	Amount
1	567.24	3	571.39
2	567.25	4	800.43
	<hr/>		
	2,506.31		

Customer Utility Payments By Payment Type

Payment Type	Jul-21	Aug-21	Sep-21	Oct-21	Nov-21	Dec-21	Jan-22	Feb-22	Mar-22	Apr-22	May-22	Jun-22	Jul-22
Kiosk	918	817	945	980	964	1,080	913	942	980	1,070	943	1,050	915
Mail	16,552	17,016	15,978	16,036	17,770	17,618	14,009	13,736	18,763	14,753	17,357	15,786	14,643
Walk Ins	0	0	0	0	0	0	0	0	0	0	0	0	0
Drive Thru	5,599	5,264	5,283	5,680	5,486	5,235	5,032	4,936	5,233	4,993	4,863	4,898	4,646
Depository	460	462	402	430	471	398	402	348	373	415	398	336	375
Bank Draft	20,057	20,076	19,988	20,187	20,316	20,056	19,960	20,412	20,776	20,986	20,965	21,165	21,240
Bill2Pay IVR	20,073	16,769	16,389	18,885	17,804	17,748	16,808	16,937	18,529	17,659	16,973	17,940	16,638
Bill2Pay WEB	38,800	36,048	35,172	41,528	37,806	39,950	39,168	38,548	42,211	40,229	39,457	42,325	42,925
Western Union	2,978	2,531	2,605	2,759	2,590	2,539	2,331	2,297	2,396	2,381	2,255	2,277	2,086
Online Banking / EBox	10,086	9,263	9,295	9,453	9,643	10,181	8,183	9,117	9,729	9,155	8,654	9,501	8,567
Totals	115,523	108,246	106,057	115,938	112,850	114,805	106,806	107,273	118,990	111,641	111,865	115,278	112,035



Fayetteville PWC Investments
Portfolio Management
Portfolio Summary
July 31, 2022

Fayetteville PWC
 955 Old Wilmington Road
 Fayetteville, NC 28301

Investments	Par Value	Market Value	Book Value	% of Portfolio	Term	Days to Maturity	YTM 360 Equiv.	YTM 365 Equiv.
Commercial Paper Disc. -Amortizing	50,000,000.00	49,672,081.00	49,776,093.65	15.58	197	76	1.453	1.473
Federal Agency Coupon Securities	178,720,000.00	169,769,818.64	178,807,178.34	55.96	1,590	1,138	1.164	1.180
Bank CD's	6,245,983.84	6,245,983.84	6,245,983.84	1.95	862	259	0.440	0.446
NCCMT Government	84,703,038.67	84,703,038.67	84,703,038.67	26.51	1	1	1.495	1.516
Investments	319,669,022.51	310,390,922.15	319,532,294.50	100.00%	938	654	1.282	1.300

Total Earnings	July 31 Month Ending	Fiscal Year To Date
Current Year	313,037.85	313,037.85
Average Daily Balance	316,091,748.82	316,091,748.82
Effective Rate of Return	1.17%	1.17%

R. Haskins
 RHONDA HASKINS (Aug 9, 2022 16:46 EDT)

Aug 9, 2022

Rhonda Haskins, Chief Financial Officer

Reporting period 07/01/2022-07/31/2022

Run Date: 08/05/2022 - 15:36

Portfolio INVT
 AC
 PM (PRF_PM1) 7.3.0
 Report Ver. 7.3.7

Fayetteville PWC Investments
Portfolio Management
Portfolio Details with Earnings - Investments
July 31, 2022

Page 1

CUSIP	Investment #	Issuer	Average Balance	Purchase Date	Par Value	Market Value	Book Value	Current Rate	Days To Maturity	YTM	Accrued Interest	Unrealized Gain/Loss	Maturity Date
Commercial Paper Disc. -Amortizing													
05970UK31	220106	BANSDA		04/01/2022	3,000,000.00	2,985,876.00	2,992,020.00	1.520	63	1.557	0.00	-6,144.00	10/03/2022
05970UK31	220119	BANSDA		06/08/2022	80,000.00	79,623.36	79,787.20	1.520	63	1.527	0.00	-163.84	10/03/2022
05970UK31	220120	BANSDA		06/08/2022	920,000.00	915,668.64	917,552.80	1.520	63	1.527	0.00	-1,884.16	10/03/2022
22533UH89	220061	CACPNY		12/10/2021	2,000,000.00	1,998,710.00	1,999,887.22	0.290	7	0.294	0.00	-1,177.22	08/08/2022
2254EBK42	220090	CSFBNY		03/04/2022	2,000,000.00	1,990,232.00	1,995,911.11	1.150	64	1.180	0.00	-5,679.11	10/04/2022
2254EBK42	220117	CSFBNY		06/08/2022	80,000.00	79,609.28	79,836.44	1.150	64	1.154	0.00	-227.16	10/04/2022
2254EBK42	220118	CSFBNY		06/08/2022	920,000.00	915,506.72	918,119.12	1.149	64	1.154	0.00	-2,612.40	10/04/2022
4497W1J98	220079	INGFDG		02/15/2022	3,000,000.00	2,991,648.00	2,997,107.50	0.890	39	0.901	0.00	-5,459.50	09/09/2022
4497W1J98	220080	INGFDG		02/15/2022	2,000,000.00	1,994,432.00	1,998,071.67	0.890	39	0.901	0.00	-3,639.67	09/09/2022
46640QHH7	220081	JPMSCC		02/17/2022	160,000.00	159,800.32	159,945.96	0.760	16	0.762	0.00	-145.64	08/17/2022
46640QHH7	220082	JPMSCC		02/17/2022	1,840,000.00	1,837,703.68	1,839,378.49	0.760	16	0.762	0.00	-1,674.81	08/17/2022
46640QLE9	220115	JPMSCC		05/12/2022	160,000.00	158,632.00	159,528.67	1.009	105	1.037	0.00	-896.67	11/14/2022
46640QLE9	220116	JPMSCC		05/12/2022	1,840,000.00	1,824,268.00	1,834,579.66	1.010	105	1.037	0.00	-10,311.66	11/14/2022
5006E3KL3	220111	KDB		04/22/2022	3,000,000.00	2,981,643.00	2,989,333.33	1.600	80	1.612	0.00	-7,690.33	10/20/2022
5006E3KL3	220112	KDB		04/22/2022	2,000,000.00	1,987,762.00	1,992,888.89	1.600	80	1.612	0.00	-5,126.89	10/20/2022
62479ML35	220078	MUFGBK		02/15/2022	3,000,000.00	2,977,569.00	2,992,166.67	1.000	94	1.016	0.00	-14,597.67	11/03/2022
62479MHH9	220088	MUFGBK		03/04/2022	160,000.00	159,804.96	159,940.98	0.830	16	0.833	0.00	-136.02	08/17/2022
62479MHH9	220089	MUFGBK		03/04/2022	1,840,000.00	1,837,757.04	1,839,321.25	0.829	16	0.833	0.00	-1,564.21	08/17/2022
63873KJK4	220109	NATXNY		04/20/2022	4,000,000.00	3,986,088.00	3,992,160.00	1.440	49	1.448	0.00	-6,072.00	09/19/2022
63873KJK4	220110	NATXNY		04/20/2022	1,000,000.00	996,522.00	998,040.00	1.440	49	1.448	0.00	-1,518.00	09/19/2022
78009BPD8	230008	RY		07/07/2022	3,000,000.00	2,941,377.00	2,948,386.66	3.160	196	3.279	0.00	-7,009.66	02/13/2023
78009BPD8	230009	RY		07/07/2022	160,000.00	156,873.44	157,247.29	3.160	196	3.279	0.00	-373.85	02/13/2023
78009BPD8	230010	RY		07/07/2022	1,840,000.00	1,804,044.56	1,808,343.83	3.160	196	3.279	0.00	-4,299.27	02/13/2023
78015DHB9	220073	RYNYCP		01/11/2022	3,000,000.00	2,997,510.00	2,999,666.67	0.400	10	0.404	0.00	-2,156.67	08/11/2022
78015DHB9	220074	RYNYCP		01/11/2022	3,000,000.00	2,997,510.00	2,999,666.67	0.400	10	0.404	0.00	-2,156.67	08/11/2022
78015DHB9	220075	RYNYCP		01/11/2022	1,000,000.00	999,170.00	999,888.89	0.399	10	0.404	0.00	-718.89	08/11/2022
83369CNS9	230006	SOCGEN		07/07/2022	3,000,000.00	2,950,044.00	2,956,390.01	2.939	178	3.048	0.00	-6,346.01	01/26/2023
83369CNS9	230007	SOCGEN		07/07/2022	2,000,000.00	1,966,696.00	1,970,926.67	2.939	178	3.048	0.00	-4,230.67	01/26/2023
Subtotal and Average			50,104,105.48		50,000,000.00	49,672,081.00	49,776,093.65	1.420	76	1.453	0.00	-104,012.65	
Federal Agency Coupon Securities													
3133ELEH3	200114	FFCB		12/30/2019	1,400,000.00	1,327,719.40	1,395,018.90	2.000	2331	2.061	3,344.44	-67,299.50	12/18/2028
3133ELEH3	200115	FFCB		12/30/2019	600,000.00	569,022.60	597,865.24	2.000	2331	2.061	1,433.33	-28,842.64	12/18/2028
3133ELD84	200147	FFCB		06/03/2020	2,100,000.00	1,818,597.90	2,100,000.00	1.280	2863	1.280	4,330.67	-281,402.10	06/03/2030
3133ELD84	200148	FFCB		06/03/2020	900,000.00	779,399.10	900,000.00	1.280	2863	1.280	1,856.00	-120,600.90	06/03/2030
3133ELC28	200149	FFCB		06/08/2020	2,100,000.00	1,969,957.50	2,097,098.35	0.730	1030	0.780	2,725.33	-127,140.85	05/27/2025

Portfolio INVT

AC

PM (PRF_PM8) 7.3.0

Run Date: 08/05/2022 - 15:36

Report Ver. 7.3.7

Fayetteville PWC Investments
Portfolio Management
Portfolio Details with Earnings - Investments
July 31, 2022

Page 2

CUSIP	Investment #	Issuer	Average Balance	Purchase Date	Par Value	Market Value	Book Value	Current Rate	Days To Maturity	YTM	Accrued Interest	Unrealized Gain/Loss	Maturity Date
Federal Agency Coupon Securities													
3133ELC28	200150	FFCB		06/08/2020	900,000.00	844,267.50	898,756.44	0.730	1030	0.780	1,168.00	-54,488.94	05/27/2025
3133ELC85	200151	FFCB		06/08/2020	2,100,000.00	1,937,854.80	2,095,293.81	0.820	1395	0.880	3,061.33	-157,439.01	05/27/2026
3133ELC85	200152	FFCB		06/08/2020	900,000.00	830,509.20	897,983.06	0.820	1395	0.880	1,312.00	-67,473.86	05/27/2026
3133ELB86	200153	FFCB		06/08/2020	1,400,000.00	1,222,894.40	1,394,507.24	1.400	2857	1.454	3,430.00	-171,612.84	05/28/2030
3133ELB86	200154	FFCB		06/08/2020	600,000.00	524,097.60	597,645.96	1.400	2857	1.454	1,470.00	-73,548.36	05/28/2030
3133ELA20	200155	FFCB		06/08/2020	1,400,000.00	1,263,652.60	1,394,886.68	1.060	2125	1.125	2,679.44	-131,234.08	05/26/2028
3133ELA20	200156	FFCB		06/08/2020	600,000.00	541,565.40	597,808.58	1.060	2125	1.125	1,148.33	-56,243.18	05/26/2028
3133ELQ49	210000	FFCB		07/01/2020	2,100,000.00	1,968,678.60	2,098,897.94	0.700	1064	0.718	1,265.83	-130,219.34	06/30/2025
3133ELQ49	210001	FFCB		07/01/2020	900,000.00	843,719.40	899,527.69	0.700	1064	0.718	542.50	-55,808.29	06/30/2025
3133ELQ56	210002	FFCB		07/02/2020	2,100,000.00	2,002,864.50	2,099,193.83	0.570	701	0.590	964.25	-96,329.33	07/02/2024
3133ELQ56	210003	FFCB		07/02/2020	900,000.00	858,370.50	899,654.50	0.570	701	0.590	413.25	-41,284.00	07/02/2024
3133EL3Y8	210025	FFCB		08/26/2020	1,330,000.00	1,209,355.70	1,328,650.80	0.670	1473	0.695	4,158.47	-119,295.10	08/13/2026
3133EL3Y8	210026	FFCB		08/26/2020	570,000.00	518,295.30	569,421.77	0.670	1473	0.695	1,782.20	-51,126.47	08/13/2026
3133ELPV0	210048	FFCB		10/20/2020	1,193,500.00	1,128,065.17	1,235,110.24	1.530	1674	0.750	7,557.86	-107,045.07	03/02/2027
3133ELPV0	210049	FFCB		10/20/2020	511,500.00	483,456.50	529,332.96	1.530	1674	0.750	3,239.08	-45,876.46	03/02/2027
3133ELMB7	210066	FFCB		11/23/2020	1,750,000.00	1,591,950.50	1,830,766.90	2.120	2745	1.460	18,137.78	-238,816.40	02/05/2030
3133ELMB7	210067	FFCB		11/23/2020	750,000.00	682,264.50	784,614.38	2.120	2745	1.460	7,773.33	-102,349.88	02/05/2030
3133EMRD6	210087	FFCB		02/26/2021	1,050,000.00	923,697.60	1,032,768.29	1.140	2391	1.406	5,486.25	-109,070.69	02/16/2029
3133EMRD6	210088	FFCB		02/26/2021	450,000.00	395,870.40	442,614.98	1.140	2391	1.406	2,351.25	-46,744.58	02/16/2029
3133EMQG0	210106	FFCB		06/03/2021	2,040,500.00	1,908,908.16	2,028,800.83	0.320	924	0.549	3,101.56	-119,892.67	02/10/2025
3133EMQG0	210107	FFCB		06/03/2021	874,500.00	818,103.50	869,486.07	0.320	924	0.549	1,329.24	-51,382.57	02/10/2025
3133EMN65	220018	FFCB		08/02/2021	2,100,000.00	1,891,255.80	2,109,179.22	1.610	2531	1.542	2,347.92	-217,923.42	07/06/2029
3133EMN65	220019	FFCB		08/02/2021	900,000.00	810,538.20	903,933.95	1.610	2531	1.542	1,006.25	-93,395.75	07/06/2029
3133EMWN8	220022	FFCB		08/26/2021	1,050,000.00	981,786.75	1,055,902.27	1.700	2453	1.610	5,057.50	-74,115.52	04/19/2029
3133EMWN8	220023	FFCB		08/26/2021	450,000.00	420,765.75	452,529.55	1.700	2453	1.610	2,167.50	-31,763.80	04/19/2029
3133EMVH2	220031	FFCB		09/15/2021	700,000.00	642,222.70	703,593.87	1.570	2074	1.474	3,541.22	-61,371.17	04/05/2028
3133EMVH2	220032	FFCB		09/15/2021	300,000.00	275,238.30	301,540.23	1.570	2074	1.474	1,517.67	-26,301.93	04/05/2028
3133EM5X6	220035	FFCB		09/23/2021	700,000.00	665,156.10	699,549.67	0.430	784	0.460	1,070.22	-34,393.57	09/23/2024
3133EM5X6	220036	FFCB		09/23/2021	300,000.00	285,066.90	299,807.00	0.430	784	0.460	458.67	-14,740.10	09/23/2024
3133ENEJ5	220048	FFCB		11/18/2021	1,400,000.00	1,336,960.80	1,398,767.16	0.875	840	0.913	2,484.03	-61,806.36	11/18/2024
3133ENEJ5	220049	FFCB		11/18/2021	600,000.00	572,983.20	599,471.64	0.875	840	0.913	1,064.58	-26,488.44	11/18/2024
3133ENEM8	220054	FFCB		11/23/2021	3,000,000.00	2,807,721.00	2,997,511.63	1.430	1575	1.450	8,103.33	-189,790.63	11/23/2026
3133ENEM8	220055	FFCB		11/23/2021	1,000,000.00	935,907.00	999,170.54	1.430	1575	1.450	2,701.11	-63,263.54	11/23/2026
3133ENEM8	220056	FFCB		11/23/2021	700,000.00	655,134.90	699,419.38	1.430	1575	1.450	1,890.78	-44,284.48	11/23/2026
3133ENEM8	220057	FFCB		11/23/2021	300,000.00	280,772.10	299,751.16	1.430	1575	1.450	810.33	-18,979.06	11/23/2026
3133ENHR4	220066	FFCB		12/20/2021	1,000,000.00	967,882.00	1,000,000.00	0.680	506	0.680	774.44	-32,118.00	12/20/2023

Portfolio INVT
AC
PM (PRF_PM8) 7.3.0

Fayetteville PWC Investments
Portfolio Management
Portfolio Details with Earnings - Investments
July 31, 2022

Page 3

CUSIP	Investment #	Issuer	Average Balance	Purchase Date	Par Value	Market Value	Book Value	Current Rate	Days To Maturity	YTM	Accrued Interest	Unrealized Gain/Loss	Maturity Date
Federal Agency Coupon Securities													
3133ENHR4	220067	FFCB		12/20/2021	1,000,000.00	967,882.00	1,000,000.00	0.680	506	0.680	774.44	-32,118.00	12/20/2023
3133ENHR4	220068	FFCB		12/20/2021	1,379,000.00	1,334,709.28	1,379,000.00	0.680	506	0.680	1,067.96	-44,290.72	12/20/2023
3133ENHR4	220069	FFCB		12/20/2021	591,000.00	572,018.26	591,000.00	0.680	506	0.680	457.70	-18,981.74	12/20/2023
3133ENDQ0	220070	FFCB		01/07/2022	1,000,000.00	985,348.00	998,065.68	0.160	193	0.530	760.00	-12,717.68	02/10/2023
3133ENDQ0	220071	FFCB		01/07/2022	700,000.00	689,743.60	698,645.98	0.160	193	0.530	532.00	-8,902.38	02/10/2023
3133ENDQ0	220072	FFCB		01/07/2022	300,000.00	295,604.40	299,495.71	0.160	193	0.529	348.00	-3,891.31	02/10/2023
3133ENSA9	220099	FFCB		03/21/2022	700,000.00	690,273.50	700,000.00	1.450	324	1.450	1,127.78	-9,726.50	06/21/2023
3133ENSA9	220100	FFCB		03/21/2022	300,000.00	295,831.50	300,000.00	1.450	324	1.450	483.33	-4,168.50	06/21/2023
3133ENZP8	230011	FFCB		07/13/2022	1,050,000.00	1,053,225.60	1,052,000.83	4.900	3620	4.899	4,573.33	1,224.77	06/29/2032
3133ENZP8	230012	FFCB		07/13/2022	450,000.00	451,382.40	450,857.50	4.900	3620	4.899	1,960.00	524.90	06/29/2032
313381FD2	200006	FHLB		07/11/2019	3,500,000.00	3,446,947.00	3,533,902.38	2.500	1957	2.300	12,395.83	-86,955.38	12/10/2027
313381FD2	200007	FHLB		07/11/2019	1,500,000.00	1,477,263.00	1,514,529.59	2.500	1957	2.300	5,312.50	-37,266.59	12/10/2027
3130AJNT2	200159	FHLB		06/10/2020	2,100,000.00	1,926,227.10	2,094,612.92	1.070	1768	1.125	3,557.75	-168,385.82	06/04/2027
3130AJNT2	200160	FHLB		06/10/2020	900,000.00	825,525.90	897,691.25	1.070	1768	1.125	1,524.75	-72,165.35	06/04/2027
3130AJP45	200167	FHLB		06/22/2020	5,000,000.00	4,794,130.00	4,996,047.42	0.500	588	0.549	9,722.22	-201,917.42	03/11/2024
3130A2VE3	210019	FHLB		08/19/2020	735,000.00	739,740.75	803,403.29	3.000	1502	0.685	8,575.00	-63,662.54	09/11/2026
3130A2VE3	210020	FHLB		08/19/2020	315,000.00	317,031.75	344,315.69	3.000	1502	0.685	3,675.00	-27,283.94	09/11/2026
3130AJXH7	210027	FHLB		08/26/2020	2,100,000.00	1,904,582.40	2,095,595.60	0.825	1842	0.867	7,892.50	-191,013.20	08/17/2027
3130AJXH7	210028	FHLB		08/26/2020	900,000.00	816,249.60	898,112.40	0.825	1842	0.867	3,382.50	-81,862.80	08/17/2027
3130AK2B1	210034	FHLB		09/08/2020	1,400,000.00	1,261,790.60	1,398,760.79	0.800	1680	0.819	4,448.89	-136,970.19	03/08/2027
3130AK2B1	210035	FHLB		09/08/2020	600,000.00	540,767.40	599,468.91	0.800	1680	0.819	1,906.67	-58,701.51	03/08/2027
3130AHY49	210053	FHLB		11/02/2020	700,000.00	668,650.50	719,096.87	2.000	1640	1.363	155.56	-50,446.37	01/27/2027
3130AHY49	210054	FHLB		11/02/2020	300,000.00	286,564.50	308,184.37	2.000	1640	1.363	66.67	-21,619.87	01/27/2027
3130AKFA9	210068	FHLB		12/07/2020	2,100,000.00	1,934,320.50	2,091,288.96	0.375	1229	0.500	1,071.88	-156,968.46	12/12/2025
3130AKFA9	210069	FHLB		12/07/2020	900,000.00	828,994.50	896,266.70	0.375	1229	0.500	459.38	-67,272.20	12/12/2025
3130AKKP0	210076	FHLB		12/23/2020	6,000,000.00	5,764,548.00	5,995,542.54	0.190	508	0.243	1,235.00	-230,994.54	12/22/2023
3130AKKF2	210077	FHLB		01/05/2021	1,400,000.00	1,334,477.20	1,400,000.00	0.270	605	0.270	1,291.50	-65,522.80	03/28/2024
3130AKKF2	210078	FHLB		01/05/2021	600,000.00	571,918.80	600,000.00	0.270	605	0.270	553.50	-28,081.20	03/28/2024
3130AKKF2	210079	FHLB		01/05/2021	2,000,000.00	1,906,396.00	2,000,000.00	0.270	605	0.270	1,845.00	-93,604.00	03/28/2024
3130AKKF2	210080	FHLB		01/05/2021	2,000,000.00	1,906,396.00	2,000,000.00	0.270	605	0.270	1,845.00	-93,604.00	03/28/2024
3130AKNA0	210083	FHLB		01/26/2021	1,400,000.00	1,308,879.60	1,400,000.00	0.375	1274	0.350	72.92	-91,120.40	01/26/2026
3130AKNA0	210084	FHLB		01/26/2021	600,000.00	560,948.40	600,000.00	0.375	1274	0.350	31.25	-39,051.60	01/26/2026
3130ALER1	210085	FHLB		02/26/2021	1,050,000.00	956,844.00	1,039,379.40	1.125	2216	1.300	196.93	-82,535.40	08/25/2028
3130ALER1	210086	FHLB		02/26/2021	450,000.00	410,076.00	445,448.31	1.125	2216	1.300	84.49	-35,372.31	08/25/2028
3130AMAD4	210097	FHLB		05/12/2021	1,400,000.00	1,286,370.40	1,397,820.81	1.100	1564	1.137	3,379.44	-111,450.41	11/12/2026
3130AMAD4	210098	FHLB		05/12/2021	600,000.00	551,301.60	599,066.06	1.100	1564	1.137	1,448.33	-47,764.46	11/12/2026

Portfolio INVT

AC

PM (PRF_PM8) 7.3.0

Fayetteville PWC Investments
Portfolio Management
Portfolio Details with Earnings - Investments
July 31, 2022

Page 4

CUSIP	Investment #	Issuer	Average Balance	Purchase Date	Par Value	Market Value	Book Value	Current Rate	Days To Maturity	YTM	Accrued Interest	Unrealized Gain/Loss	Maturity Date
Federal Agency Coupon Securities													
3130AMFJ6	210101	FHLB		05/17/2021	1,050,000.00	971,914.65	1,050,000.00	1.000	1750	0.916	2,158.33	-78,085.35	05/17/2027
3130AMFJ6	210102	FHLB		05/17/2021	450,000.00	416,534.85	450,000.00	1.000	1750	0.916	925.00	-33,465.15	05/17/2027
3130AMJ86	210104	FHLB		05/27/2021	1,050,000.00	941,815.35	1,050,000.00	1.000	3221	2.076	1,866.67	-108,184.65	05/27/2031
3130AMJ86	210105	FHLB		05/27/2021	450,000.00	403,635.15	450,000.00	1.000	3221	2.076	800.00	-46,364.85	05/27/2031
3130ALCP7	210108	FHLB		06/17/2021	1,750,000.00	1,662,592.75	1,742,690.63	0.280	771	0.479	1,919.17	-80,097.88	09/10/2024
3130ALCP7	210109	FHLB		06/17/2021	750,000.00	712,539.75	746,867.41	0.280	771	0.479	822.50	-34,327.66	09/10/2024
3130A8HK2	210110	FHLB		06/18/2021	1,400,000.00	1,368,235.40	1,434,608.42	1.750	683	0.418	3,198.61	-66,373.02	06/14/2024
3130A8HK2	210111	FHLB		06/18/2021	600,000.00	586,386.60	614,832.18	1.750	683	0.418	1,370.83	-28,445.58	06/14/2024
3130AMSF0	220000	FHLB		07/01/2021	1,400,000.00	1,339,375.80	1,397,588.80	0.400	697	0.491	513.33	-58,213.00	06/28/2024
3130AMSF0	220001	FHLB		07/01/2021	600,000.00	574,018.20	598,966.63	0.400	697	0.491	220.00	-24,948.43	06/28/2024
3130AMZG0	220005	FHLB		07/15/2021	700,000.00	661,735.90	700,000.00	0.500	1444	1.237	155.56	-38,264.10	07/15/2026
3130AMZG0	220006	FHLB		07/15/2021	300,000.00	283,601.10	300,000.00	0.500	1444	1.237	66.67	-16,398.90	07/15/2026
3130AN2B5	220007	FHLB		07/22/2021	3,591,000.00	3,452,276.08	3,591,000.00	0.450	630	0.450	4,443.87	-138,723.92	04/22/2024
3130AN2B5	220008	FHLB		07/22/2021	1,539,000.00	1,479,546.89	1,539,000.00	0.450	630	0.450	1,904.51	-59,453.11	04/22/2024
3130ANCS7	220012	FHLB		07/28/2021	1,050,000.00	976,388.70	1,050,000.00	0.750	2188	0.714	65.63	-73,611.30	07/28/2028
3130ANCS7	220013	FHLB		07/28/2021	450,000.00	418,452.30	450,000.00	0.750	2188	0.714	28.13	-31,547.70	07/28/2028
3130ANA91	220014	FHLB		07/30/2021	700,000.00	657,897.10	699,948.75	0.625	1001	0.627	36.46	-42,051.65	04/28/2025
3130ANA91	220015	FHLB		07/30/2021	300,000.00	281,955.90	299,978.03	0.625	1001	0.627	15.63	-18,022.13	04/28/2025
3130ANAZ3	220016	FHLB		07/30/2021	1,085,000.00	1,022,345.59	1,085,000.00	0.600	1001	0.600	54.25	-62,654.41	04/28/2025
3130ANAZ3	220017	FHLB		07/30/2021	465,000.00	438,148.11	465,000.00	0.600	1001	0.600	23.25	-26,851.89	04/28/2025
3130ANP20	220024	FHLB		08/26/2021	1,050,000.00	930,890.10	1,050,000.00	1.000	3312	2.051	4,520.83	-119,109.90	08/26/2031
3130ANP20	220025	FHLB		08/26/2021	450,000.00	398,952.90	450,000.00	1.000	3312	2.051	1,937.50	-51,047.10	08/26/2031
3130ANHD5	220026	FHLB		08/26/2021	770,000.00	724,882.62	770,000.00	0.500	1486	0.490	1,657.64	-45,117.38	08/26/2026
3130ANHD5	220027	FHLB		08/26/2021	330,000.00	310,663.98	330,000.00	0.500	1486	0.490	710.42	-19,336.02	08/26/2026
3130ANUG3	220033	FHLB		09/15/2021	910,000.00	851,289.53	910,000.00	0.500	1506	1.017	1,718.89	-58,710.47	09/15/2026
3130ANUG3	220034	FHLB		09/15/2021	390,000.00	364,838.37	390,000.00	0.500	1506	1.017	736.67	-25,161.63	09/15/2026
3130APP58	220052	FHLB		11/22/2021	770,000.00	744,512.23	769,466.70	0.625	570	0.669	922.40	-24,954.47	02/22/2024
3130APP58	220053	FHLB		11/22/2021	330,000.00	319,076.67	329,771.44	0.625	570	0.669	395.31	-10,694.77	02/22/2024
3130AP6Q3	220076	FHLB		02/14/2022	2,800,000.00	2,712,332.00	2,760,581.56	0.125	403	1.420	1,390.28	-48,249.56	09/08/2023
3130AP6Q3	220077	FHLB		02/14/2022	1,200,000.00	1,162,428.00	1,183,106.38	0.125	403	1.420	595.83	-20,678.38	09/08/2023
3130AQYN7	220085	FHLB		02/28/2022	2,100,000.00	2,063,804.40	2,100,000.00	1.730	571	1.745	15,440.25	-36,195.60	02/23/2024
3130AQYN7	220086	FHLB		02/28/2022	900,000.00	884,487.60	900,000.00	1.730	571	1.745	6,617.25	-15,512.40	02/23/2024
3130AJ7E3	220093	FHLB		03/11/2022	1,400,000.00	1,388,433.20	1,402,746.75	1.375	200	1.181	8,769.44	-14,313.55	02/17/2023
3130AJ7E3	220094	FHLB		03/11/2022	600,000.00	595,042.80	601,177.18	1.375	200	1.181	3,758.33	-6,134.38	02/17/2023
3130A7BA2	220095	FHLB		03/11/2022	700,000.00	688,797.90	708,835.40	2.375	1320	2.010	6,372.92	-20,037.50	03/13/2026
3130A7BA2	220096	FHLB		03/11/2022	300,000.00	295,199.10	303,786.60	2.375	1320	2.010	2,731.25	-8,587.50	03/13/2026

Portfolio INVT

AC

PM (PRF_PMS) 7.3.0

Fayetteville PWC Investments
Portfolio Management
Portfolio Details with Earnings - Investments
July 31, 2022

Page 5

CUSIP	Investment #	Issuer	Average Balance	Purchase Date	Par Value	Market Value	Book Value	Current Rate	Days To Maturity	YTM	Accrued Interest	Unrealized Gain/Loss	Maturity Date
Federal Agency Coupon Securities													
3130AR4Y4	220097	FHLB		03/16/2022	700,000.00	679,324.80	700,000.00	2.180	1323	2.180	5,722.50	-20,675.20	03/16/2026
3130AR4Y4	220098	FHLB		03/16/2022	300,000.00	291,139.20	300,000.00	2.180	1323	2.180	2,452.50	-8,860.80	03/16/2026
3130ARBK6	220101	FHLB		03/21/2022	3,000,000.00	2,980,695.00	3,000,000.00	1.000	142	1.000	10,833.33	-19,305.00	12/21/2022
3130ARBK6	220102	FHLB		03/21/2022	3,000,000.00	2,980,695.00	3,000,000.00	1.000	142	1.000	10,833.33	-19,305.00	12/21/2022
3130ARBK6	220103	FHLB		03/21/2022	2,000,000.00	1,987,130.00	2,000,000.00	1.000	142	1.000	7,222.22	-12,870.00	12/21/2022
3130ARBK6	220113	FHLB		05/12/2022	160,000.00	158,970.40	160,226.67	1.000	142	1.000	577.78	-1,256.27	12/21/2022
3130ARBK6	220114	FHLB		05/12/2022	1,840,000.00	1,828,159.60	1,842,606.67	1.000	142	1.000	6,644.44	-14,447.07	12/21/2022
3130ASHK8	230003	FHLB		07/07/2022	2,000,000.00	2,005,352.00	2,009,048.17	3.125	683	2.950	6,944.44	-3,696.17	06/14/2024
3130ASHK8	230004	FHLB		07/07/2022	1,400,000.00	1,403,746.40	1,406,333.72	3.125	683	2.950	4,861.11	-2,587.32	06/14/2024
3130ASHK8	230005	FHLB		07/07/2022	600,000.00	601,605.60	602,714.45	3.125	683	2.950	2,083.33	-1,108.85	06/14/2024
3130ASMQ9	230013	FHLB		07/29/2022	3,000,000.00	3,001,077.00	3,000,000.00	3.000	298	3.003	500.00	1,077.00	05/26/2023
3130ASMQ9	230014	FHLB		07/29/2022	5,000,000.00	5,001,795.00	5,000,000.00	3.000	298	3.003	833.33	1,795.00	05/26/2023
3130ASMQ9	230015	FHLB		07/29/2022	2,000,000.00	2,000,718.00	2,000,000.00	3.000	298	3.003	333.33	718.00	05/26/2023
3134GWC38	210032	FHLMC		09/02/2020	1,400,000.00	1,320,662.00	1,400,000.00	0.480	854	0.480	2,781.33	-79,338.00	12/02/2024
3134GWC38	210033	FHLMC		09/02/2020	600,000.00	565,998.00	600,000.00	0.480	854	0.480	1,192.00	-34,002.00	12/02/2024
3134GWC53	210040	FHLMC		09/15/2020	1,400,000.00	1,303,436.40	1,400,000.00	0.650	1141	0.650	3,437.78	-96,563.60	09/15/2025
3134GWC53	210041	FHLMC		09/15/2020	600,000.00	558,615.60	600,000.00	0.650	1141	0.650	1,473.33	-41,384.40	09/15/2025
3134GWUC8	210058	FHLMC		11/03/2020	2,660,000.00	2,440,151.00	2,652,078.01	0.500	1247	0.588	4,470.28	-211,927.01	12/30/2025
3134GWUC8	210059	FHLMC		11/03/2020	1,140,000.00	1,045,779.00	1,136,604.86	0.500	1247	0.588	1,915.83	-90,825.86	12/30/2025
3137EAEZ8	210060	FHLMC		11/12/2020	2,100,000.00	2,030,639.10	2,098,679.78	0.250	462	0.300	1,239.58	-68,040.68	11/06/2023
3137EAEZ8	210061	FHLMC		11/12/2020	900,000.00	870,273.90	899,434.19	0.250	462	0.300	531.25	-29,160.29	11/06/2023
3134GXFM1	210070	FHLMC		12/09/2020	2,100,000.00	1,945,998.60	2,100,000.00	0.650	1408	0.650	1,971.67	-154,001.40	06/09/2026
3134GXFM1	210071	FHLMC		12/09/2020	900,000.00	833,999.40	900,000.00	0.650	1408	0.650	845.00	-66,000.60	06/09/2026
3134GWND4	220050	FHLMC		11/22/2021	1,400,000.00	1,297,205.00	1,380,497.15	0.600	1107	1.070	3,943.33	-83,292.15	08/12/2025
3134GWND4	220051	FHLMC		11/22/2021	600,000.00	555,945.00	591,641.64	0.600	1107	1.070	1,690.00	-35,696.64	08/12/2025
3137EAS4	230000	FHLMC		07/01/2022	3,000,000.00	2,923,998.00	2,927,514.73	0.250	329	2.989	729.17	-3,516.73	06/26/2023
3137EAS4	230001	FHLMC		07/01/2022	1,400,000.00	1,364,532.40	1,366,173.54	0.250	329	2.989	340.28	-1,641.14	06/26/2023
3137EAS4	230002	FHLMC		07/01/2022	600,000.00	584,799.60	585,502.94	0.250	329	2.989	145.83	-703.34	06/26/2023
3135GA4W8	210064	FNMA		11/18/2020	1,540,000.00	1,443,951.74	1,539,815.40	0.500	932	0.504	3,486.39	-95,863.66	02/18/2025
3135GA4W8	210065	FNMA		11/18/2020	660,000.00	618,836.46	659,920.89	0.500	932	0.504	1,494.17	-41,084.43	02/18/2025
3135GABU4	210075	FNMA		12/15/2020	2,000,000.00	1,904,072.00	2,000,000.00	0.350	714	0.350	311.11	-95,928.00	07/15/2024
Subtotal and Average			168,409,978.10		178,720,000.00	169,769,818.64	178,807,178.34	1.082	1138	1.180	379,975.85	-9,037,359.70	
Bank CD's													
163574	200163	CB&T		06/26/2020	2,125,351.61	2,125,351.61	2,125,351.61	0.600	329	0.600	1,248.41	0.00	06/26/2023
163574	200164	CB&T		06/26/2020	910,864.95	910,864.95	910,864.95	0.600	329	0.600	535.03	0.00	06/26/2023

Portfolio INVT
AC
PM (PRF_PM8) 7.3.0

Fayetteville PWC Investments
Portfolio Management
Portfolio Details with Earnings - Investments
July 31, 2022

Page 6

CUSIP	Investment #	Issuer	Average Balance	Purchase Date	Par Value	Market Value	Book Value	Current Rate	Days To Maturity	YTM	Accrued Interest	Unrealized Gain/Loss	Maturity Date
Bank CD's													
65813R	210099	SB&T		05/09/2021	2,246,837.11	2,246,837.11	2,246,837.11	0.300	192	0.300	406.33	0.00	02/09/2023
65813R	210100	SB&T		05/09/2021	962,930.17	962,930.17	962,930.17	0.300	192	0.300	174.14	0.00	02/09/2023
Subtotal and Average			6,245,754.10		6,245,983.84	6,245,983.84	6,245,983.84	0.446	259	0.446	2,363.91	0.00	
NCCMT Government													
658191101	NC0000	NCCMT		05/01/2019	19.72	19.72	19.72	1.516	1	1.516	0.00	0.00	
658191101	NC0001	NCCMT		05/01/2019	11.03	11.03	11.03	1.516	1	1.516	0.00	0.00	
658191101	NC0002	NCCMT		05/01/2019	3.50	3.50	3.50	1.516	1	1.516	0.00	0.00	
658191101	NC0003	NCCMT		05/01/2019	9.81	9.81	9.81	1.516	1	1.516	0.00	0.00	
658191101	NC0004	NCCMT		05/01/2019	8.15	8.15	8.15	1.516	1	1.516	0.00	0.00	
658191101	NC0007	NCCMT		05/01/2019	9.07	9.07	9.07	1.516	1	1.516	0.00	0.00	
658191101	NC0008	NCCMT		05/01/2019	11.36	11.36	11.36	1.516	1	1.516	0.00	0.00	
658191101	NC0009	NCCMT		05/01/2019	5.91	5.91	5.91	1.516	1	1.516	-3,413.86	0.00	
658191101	NC0010	NCCMT		05/01/2019	8.10	8.10	8.10	1.516	1	1.516	0.00	0.00	
658191101	NC0011	NCCMT		05/01/2019	11.73	11.73	11.73	1.516	1	1.516	0.00	0.00	
658191101	NC0012	NCCMT		05/01/2019	12,510,132.74	12,510,132.74	12,510,132.74	1.516	1	1.516	0.00	0.00	
658191101	NC0013	NCCMT		05/01/2019	9,284,111.48	9,284,111.48	9,284,111.48	1.516	1	1.516	0.00	0.00	
658191101	NC0014	NCCMT		05/01/2019	631,626.40	631,626.40	631,626.40	1.516	1	1.516	0.00	0.00	
658191101	NC0015	NCCMT		05/01/2019	3.11	3.11	3.11	1.516	1	1.516	0.00	0.00	
658191101	NC0016	NCCMT		05/01/2019	13.56	13.56	13.56	1.516	1	1.516	0.00	0.00	
658191101	NC0017	NCCMT		05/01/2019	9.73	9.73	9.73	1.516	1	1.516	0.00	0.00	
658191101	NC0023	NCCMT		05/01/2019	7,926,740.33	7,926,740.33	7,926,740.33	1.516	1	1.516	0.00	0.00	
658191101	NC0025	NCCMT		05/01/2019	5,121,151.37	5,121,151.37	5,121,151.37	1.516	1	1.516	0.00	0.00	
658191101	NC0026	NCCMT		05/01/2019	5,081,520.67	5,081,520.67	5,081,520.67	1.516	1	1.516	0.00	0.00	
658191101	NC0027	NCCMT		05/01/2019	3.21	3.21	3.21	1.516	1	1.516	-2,448.80	0.00	
658191101	NC0028	NCCMT		05/01/2019	1.61	1.61	1.61	1.516	1	1.516	-1,635.06	0.00	
658191101	NC0029	NCCMT		02/25/2020	6.80	6.80	6.80	1.516	1	1.516	0.00	0.00	
658191101	NC0030	NCCMT		02/25/2020	6.84	6.84	6.84	1.516	1	1.516	0.00	0.00	
658191101	NC0031	NCCMT		10/30/2020	690,101.92	690,101.92	690,101.92	1.516	1	1.516	0.00	0.00	
658191101	NC0032	NCCMT		11/19/2020	59,669.63	59,669.63	59,669.63	1.516	1	1.516	0.00	0.00	
658191101	NC0034	NCCMT		11/04/2021	130,349.44	130,349.44	130,349.44	1.516	1	1.516	0.00	0.00	
658191101	NC0035	NCCMT		11/04/2021	995,541.14	995,541.14	995,541.14	1.516	1	1.516	0.00	0.00	
658191101	NC0036	NCCMT		11/04/2021	2,084,376.11	2,084,376.11	2,084,376.11	1.516	1	1.516	0.00	0.00	
658191101	NC0037	NCCMT		11/04/2021	39,054,582.30	39,054,582.30	39,054,582.30	1.516	1	1.516	0.00	0.00	
658191101	NC0038	NCCMT		11/04/2021	813,132.24	813,132.24	813,132.24	1.516	1	1.516	0.00	0.00	
658191101	NC0040	NCCMT		11/04/2021	319,859.46	319,859.46	319,859.46	1.516	1	1.516	0.00	0.00	

Portfolio INVT
AC
PM (PRF_PM8) 7.3.0

Fayetteville PWC Investments
Portfolio Management
Portfolio Details with Earnings - Investments
July 31, 2022

Page 7

CUSIP	Investment #	Issuer	Average Balance	Purchase Date	Par Value	Market Value	Book Value	Current Rate	Days To Maturity	YTM	Accrued Interest	Unrealized Gain/Loss	Maturity Date
NCCMT Government													
658191101	NC0042	NCCMT		02/25/2020	0.20	0.20	0.20	1.516	1	1.516	0.00	0.00	
Subtotal and Average			91,331,911.14		84,703,038.67	84,703,038.67	84,703,038.67	1.516	1	1.516	-7,497.72	0.00	
Total and Average			316,091,748.82		319,669,022.51	310,390,922.15	319,532,294.50	1.237	654	1.297	374,842.04	-9,141,372.35	

**Fayetteville PWC Investments
Portfolio Management
Portfolio Details with Earnings - Cash
July 31, 2022**

Page 8

CUSIP	Investment #	Issuer	Average Balance	Purchase Date	Par Value	Market Value	Book Value	Current Rate	Days To Maturity	YTM	Accrued Interest	Unrealized Gain/Loss
Average Balance			0.00									
Total Cash and Investments			316,091,748.82		319,669,022.51	310,390,922.15	319,532,294.50	1.237	654	1.297	374,842.04	-9,141,372.35

Purchase Order Detail Report

Month of Jul-2022
Total Approved PO Count: 478 Amount: \$26,715,306.46

Supplier Name	PO Number	PO Date	PO Qty	Avg Unit Price	UOM	Item Description	PO Amount	Department
A C CONTROLS COMPANY, INC.	31300031296	7/21/2022				REPLACEMENT METHANE KIT FOR CROSS CREEK WRF	3,023.00	
PO 31300031296 Total							3,023.00	
A C CONTROLS COMPANY, INC. Total							3,023.00	

Supplier Name	PO Number	PO Date	PO Qty	Avg Unit Price	UOM	Item Description	PO Amount	Department
ABB INC.	31300030899	7/5/2022				(ABB) POWER GENERATION CARE SUPPORT CONTRACT-YEAR 4 OF 5 FOR THE PERIOD OF 8/1/22 THROUGH 7/31/23 - TO PROVIDE TECHNICAL SUPPORT FOR THE ABB CONTROL SYSTEM AND TO KEEP CURRENT LICENSED SOFTWARE. PER PROPOSAL NO: EGR-190605-3A	67,775.00	
PO 31300030899 Total							67,775.00	
ABB INC. Total							67,775.00	

Supplier Name	PO Number	PO Date	PO Qty	Avg Unit Price	UOM	Item Description	PO Amount	Department
ABC FITNESS PRODUCT	31300031274	7/20/2022				ABC FITNESS-PREVENTIVE MAINTENANCE SERVICES FOR FITNESS EQUIPMENT TO BE SERVICED QUARTERLY FOR PERIOD: JULY 1, 2022-JUNE 30, 2023	1,900.00	
PO 31300031274 Total							1,900.00	
ABC FITNESS PRODUCT Total							1,900.00	

Supplier Name	PO Number	PO Date	PO Qty	Avg Unit Price	UOM	Item Description	PO Amount	Department
ABSOLUTE ASSURANCE DRUG TESTING LLC	31300031357	7/26/2022				ABSOLUTE. DRUG SCREENING AND ALCOHOL TESTING (0356)	10,000.00	
PO 31300031357 Total							10,000.00	
ABSOLUTE ASSURANCE DRUG TESTING LLC Total							10,000.00	

Supplier Name	PO Number	PO Date	PO Qty	Avg Unit Price	UOM	Item Description	PO Amount	Department
ACCELERATED ADJUSTING, LLC	31300031308	7/21/2022				THIRD AMENDMENT TO SERVICE AGREEMENT TO ACCELERATED ADJUSTING LLC FOR THIRD PARTY CLAIMS PROCESSING AS NEEDED	50,000.00	
PO 31300031308 Total							50,000.00	
ACCELERATED ADJUSTING, LLC Total							50,000.00	

Purchase Order Detail Report

Supplier Name	PO Number	PO Date	PO Qty	Avg Unit Price	UOM	Item Description	PO Amount	Department
ACLARA TECHNOLOGIES, LLC	31300031217	7/15/2022				ACLARA GRID MONITORING HOSTING AGREEMENT RENEW JULY 1, 2022 THROUGH JUNE 30, 2023	5,250.00	
							PO 31300031217 Total	5,250.00
							ACLARA TECHNOLOGIES, LLC Total	5,250.00

Supplier Name	PO Number	PO Date	PO Qty	Avg Unit Price	UOM	Item Description	PO Amount	Department
ACME FENCE CO., INC.	31300031114	7/12/2022				PAY APPLICATIONS FOR PREVIOUSLY APPROVED BPA#31300031028 FOR ON-CALL MISCELLANEOUS FENCE/GATE REPAIRS/REPLACEMENTS FOR WRC FOR FY23	1,796.00	
							PO 31300031114 Total	1,796.00
ACME FENCE CO., INC.	31300031331	7/25/2022				PAY APPLICATIONS FOR PREVIOUSLY APPROVED BPA#31300031028 FOR ON-CALL MISCELLANEOUS FENCE/GATE REPAIRS/REPLACEMENTS FOR WRC FOR FY23	1,940.00	
							PO 31300031331 Total	1,940.00
							ACME FENCE CO., INC. Total	3,736.00

Supplier Name	PO Number	PO Date	PO Qty	Avg Unit Price	UOM	Item Description	PO Amount	Department
ADVANCE AUTO PARTS	31300030935	7/5/2022				Blanket PO for Parts from ADVANCE AUTO PARTS 0152.640020	1,500.00	
							PO 31300030935 Total	1,500.00
							ADVANCE AUTO PARTS Total	1,500.00

Supplier Name	PO Number	PO Date	PO Qty	Avg Unit Price	UOM	Item Description	PO Amount	Department
AEGIS INSURANCE SERVICES INC	31300031166	7/13/2022				EXCESS WORKERS COMPENSATION POLICY RENEWAL COVERAGE FOR 7/1/2022 - 7/1/2023	90,382.00	
	31300031166	7/13/2022				DIRECTORS AND OFFICERS PRIMARY POLICY RENEWAL COVERAGE FOR 7/1/2022 - 7/1/2023	59,485.00	
							PO 31300031166 Total	149,867.00
							AEGIS INSURANCE SERVICES INC Total	149,867.00

Supplier Name	PO Number	PO Date	PO Qty	Avg Unit Price	UOM	Item Description	PO Amount	Department
AFP INDUSTRIES, INC	31300030921	7/5/2022				Blanket PO for Parts from AFP 0152.640020	17,500.00	
							PO 31300030921 Total	17,500.00
							AFP INDUSTRIES, INC Total	17,500.00

Supplier Name	PO Number	PO Date	PO Qty	Avg Unit Price	UOM	Item Description	PO Amount	Department
AIRGAS USA LLC	31300031254	7/19/2022				BLANKET FOR AIRGAS FOR PURCHASING SF6 HELIUM FOR ELECTRIC EQUIPMENT AS NEEDED FOR THE PERIOD JULY 2022	6,000.00	

Purchase Order Detail Report

Supplier Name	PO Number	PO Date	PO Qty	Avg Unit Price	UOM	Item Description	PO Amount	Department
						TO JUNE 2023.		
						PO 31300031254 Total	6,000.00	
AIRGAS USA LLC	31300031365	7/26/2022				AIRGAS - SMALL EQUIPMENT HELIUM TANK FOR 0312 - JULY 2022 - JUNE 2023	1,000.00	
						PO 31300031365 Total	1,000.00	
						AIRGAS USA LLC Total	7,000.00	

Supplier Name	PO Number	PO Date	PO Qty	Avg Unit Price	UOM	Item Description	PO Amount	Department
ALLDATA, LLC	31300031006	7/7/2022				PO for the automotive Diagnostic program from Alldata	1,500.00	
						PO 31300031006 Total	1,500.00	
						ALLDATA, LLC Total	1,500.00	

Supplier Name	PO Number	PO Date	PO Qty	Avg Unit Price	UOM	Item Description	PO Amount	Department
ALLEN TREE, INC.	31300031235	7/18/2022				PROCESS PAY APPLICATIONS FOR PREVIOUSLY APPROVED BPA#313000331033 FOR SERVICE AGREEMENT FOR TREE AND STUMP REMOVAL SERVICES FOR FY23 FOR WRC	1,025.00	
						PO 31300031235 Total	1,025.00	
						ALLEN TREE, INC. Total	1,025.00	

Supplier Name	PO Number	PO Date	PO Qty	Avg Unit Price	UOM	Item Description	PO Amount	Department
ALLSTATE GLASS	31300031070	7/11/2022				Blanket PO for Outsourced Glass repair/replacement by Allstate Glass	1,500.00	
						PO 31300031070 Total	1,500.00	
						ALLSTATE GLASS Total	1,500.00	

Supplier Name	PO Number	PO Date	PO Qty	Avg Unit Price	UOM	Item Description	PO Amount	Department
ALPINE FRESH, INC	31300031351	7/25/2022				JANITORIAL SERVICES FOR UTILITY FIELD SERVICE FOR THE PERIOD: JULY 1, 2022- JUNE 30, 2023	4,874.17	
	31300031351	7/25/2022				JANITORIAL SERVICES FOR SUBSTATIONS FOR THE PERIOD: JULY 1, 2022- JUNE 30, 2023	4,874.17	
	31300031351	7/25/2022				JANITORIAL SERVICES FOR W/R FACILITIES MAINTENANCE FOR THE PERIOD: JULY 1, 2022- JUNE 30, 2023	6,498.89	
	31300031351	7/25/2022				JANITORIAL SERVICES FOR WATER STORAGE SHEDS FOR PERIOD: JULY 1, 2022- JUNE 30, 2023	6,118.20	
	31300031351	7/25/2022				JANITORIAL SERVICES FOR ELECTRIC SHEDS FOR PERIOD: JULY 1, 2022- JUNE 30, 2023	6,118.20	
	31300031351	7/25/2022				JANITORIAL SERVICES FOR FLEET MAINTENANCE: JULY 1, 2022- JUNE 30, 2023	24,102.00	
	31300031351	7/25/2022				JANITORIAL SERVICES FOR WAREHOUSE FOR PERIOD: JULY 1, 2022- JUNE 30, 2023	17,242.20	
	31300031351	7/25/2022				JANITORIAL SERVICES FOR WATER METER SHOP FOR PERIOD:	8,271.31	

Purchase Order Detail Report

Supplier Name	PO Number	PO Date	PO Qty	Avg Unit Price	UOM	Item Description	PO Amount	Department
						JULY 1, 2022- JUNE 30, 2023		
	31300031351	7/25/2022				JANITORIAL SERVICES FOR ELECTRIC METER SHOP FOR PERIOD: JULY 1, 2022- JUNE 30, 2023	5,021.87	
	31300031351	7/25/2022				JANITORIAL SERVICES FOR APPARATUS REPAIR SHOP FOR PERIOD: JULY 1, 2022- JUNE 30, 2023	14,770.20	
	31300031351	7/25/2022				JANITORIAL SERVICES FOR CUSTOMER SERVICE CENTER FOR PERIOD: JULY 1, 2022- SEPT 30, 2022	4,310.55	
	31300031351	7/25/2022				JANITORIAL SERVICES FOR OPERATIONS CENTER FOR PERIOD: JULY 1, 2022- SEPT 30, 2022	24,775.62	
	31300031351	7/25/2022				JANITORIAL SERVICES FOR ADMIN BUILDING FOR PERIOD:JULY 1, 2022- SEPT 30, 2022	16,630.38	
	31300031351	7/25/2022				JANITORIAL SERVICES FOR RC WILLIAMS BUSINESS CENTER FOR PERIOD: JULY 1, 2022- JUNE 30, 2023	78,795.00	
PO 31300031351 Total							222,402.76	
ALPINE FRESH, INC Total							222,402.76	

Supplier Name	PO Number	PO Date	PO Qty	Avg Unit Price	UOM	Item Description	PO Amount	Department
ALTEC INDUSTRIES INC	31300030986	7/7/2022				Blanket PO for Parts from ALTEC 0152.640020	17,500.00	
PO 31300030986 Total							17,500.00	
ALTEC INDUSTRIES INC Total							17,500.00	

Supplier Name	PO Number	PO Date	PO Qty	Avg Unit Price	UOM	Item Description	PO Amount	Department
AMAZON CAPITAL SERVICES, INC	31300030987	7/7/2022				Blanket PO for Parts from AMAZON 0152.640020	6,000.00	
PO 31300030987 Total							6,000.00	
AMAZON CAPITAL SERVICES, INC	31300030991	7/7/2022				Blanket PO for shop supplies from Amazon	3,000.00	
PO 31300030991 Total							3,000.00	
AMAZON CAPITAL SERVICES, INC	31300030993	7/7/2022				Blanket PO for shop tools from Amazon 0150	3,500.00	
PO 31300030993 Total							3,500.00	
AMAZON CAPITAL SERVICES, INC Total							12,500.00	

Supplier Name	PO Number	PO Date	PO Qty	Avg Unit Price	UOM	Item Description	PO Amount	Department
AMAZON WEB SERVICES	31300030999	7/7/2022				AMAZON WEB SERVICES - BLANKET PO FOR FY23	28,000.00	
PO 31300030999 Total							28,000.00	
AMAZON WEB SERVICES Total							28,000.00	

Purchase Order Detail Report

Supplier Name	PO Number	PO Date	PO Qty	Avg Unit Price	UOM	Item Description	PO Amount	Department
AMERICAN REWINDING OF NC, INC	31300031407	7/28/2022				REPAIR # 1 LOW SERVICE PUMP MOTOR AT THE P.O. HOFFER WTF. EXISTING MOTOR HAS SEAL FAILURE.	5,402.78	
							PO 31300031407 Total	5,402.78
							AMERICAN REWINDING OF NC, INC Total	5,402.78

Supplier Name	PO Number	PO Date	PO Qty	Avg Unit Price	UOM	Item Description	PO Amount	Department
AMERICAN SAFETY UTILITY CORP.	31300031262	7/19/2022				Blanket for safety testing of rubber gloves, line hoses. Testing and replacement as required (Electric Support Services).	7,500.00	
							PO 31300031262 Total	7,500.00
AMERICAN SAFETY UTILITY CORP.	31300031411	7/29/2022	2	54.06	EACH	AMERICAN SAFETY UTILITY CORPORATION (2) P2D 36/34 FR JEANS	108.12	
	31300031411	7/29/2022	2	54.06	EACH	AMERICAN SAFETY UTILITY CORPORATION (2) P2D 38/36 FR JEANS	108.12	
	31300031411	7/29/2022	2	54.06	EACH	AMERICAN SAFETY UTILITY CORPORATION (2) P2D 42/30 FR JEANS	108.12	
	31300031411	7/29/2022	2	62.17	EACH	AMERICAN SAFETY UTILITY CORPORATION (2) P2D 44/32 FR JEANS	124.34	
	31300031411	7/29/2022	4	97.82	EACH	AMERICAN SAFETY UTILITY CORPORATION (4) SBS1006-3X FR SHIRT	391.28	
	31300031411	7/29/2022	4	97.82	EACH	AMERICAN SAFETY UTILITY CORPORATION (4) SBS1006-2X/FR SHIRT	391.28	
							PO 31300031411 Total	1,231.26
							AMERICAN SAFETY UTILITY CORP. Total	8,731.26

Supplier Name	PO Number	PO Date	PO Qty	Avg Unit Price	UOM	Item Description	PO Amount	Department
AMERICAN WOODYARDS, LLC	31300030985	7/7/2022				Blanket PO for Parts from AMERICAN WOOD YARDS 0152.640020	2,250.00	
							PO 31300030985 Total	2,250.00
							AMERICAN WOODYARDS, LLC Total	2,250.00

Supplier Name	PO Number	PO Date	PO Qty	Avg Unit Price	UOM	Item Description	PO Amount	Department
ANDRULONIS MEDIA LLC	31300028308	7/29/2022				Add to PO# 31300028308	650.75	
							PO 31300028308 Total	650.75
ANDRULONIS MEDIA LLC	31300031404	7/28/2022				Andrulonis Media Annual Advertising	16,686.00	
							PO 31300031404 Total	16,686.00
							ANDRULONIS MEDIA LLC Total	17,336.75

Supplier Name	PO Number	PO Date	PO Qty	Avg Unit Price	UOM	Item Description	PO Amount	Department
ANTHONY WHISNANT	31300031358	7/26/2022				TOPPIN & DROPPIN- REMOVAL OF TWO DEAD PINE TREES ON PWC COMPLEX	2,600.00	

Purchase Order Detail Report

Supplier Name	PO Number	PO Date	PO Qty	Avg Unit Price	UOM	Item Description	PO Amount	Department
						PO 31300031358 Total	2,600.00	
						ANTHONY WHISNANT Total	2,600.00	

Supplier Name	PO Number	PO Date	PO Qty	Avg Unit Price	UOM	Item Description	PO Amount	Department
APX INC	31300031289	7/20/2022				NC-RETS	6,000.00	
						PO 31300031289 Total	6,000.00	
						APX INC Total	6,000.00	

Supplier Name	PO Number	PO Date	PO Qty	Avg Unit Price	UOM	Item Description	PO Amount	Department
ARBORMASTER TRAINING, INC	31300031329	7/22/2022				SERVICE AGREEMENT FIRST AMENDMENT ARBORMASTER FOR SAFETY CONSULTING AND TRAINING AS NEEDED THRU JUNE 30 2023	20,000.00	
						PO 31300031329 Total	20,000.00	
						ARBORMASTER TRAINING, INC Total	20,000.00	

Supplier Name	PO Number	PO Date	PO Qty	Avg Unit Price	UOM	Item Description	PO Amount	Department
ARC3 GASES	31300030995	7/7/2022				Blanket PO for Machining and Welding Supplies from ARC3 0103	8,000.00	
						PO 31300030995 Total	8,000.00	
ARC3 GASES	31300031019	7/8/2022				(ARC3) BLANKET PO FOR RENTAL OF OXYGEN, ACETYLENE, AND OTHER WELDING SUPPLIES. JULY 2022-JUNE 2023	5,000.00	
						PO 31300031019 Total	5,000.00	
ARC3 GASES	31300031334	7/25/2022				PO for the Capital purchase of the Welder for the Fleet Machine Shop from ARC3	12,450.41	
						PO 31300031334 Total	12,450.41	
						ARC3 GASES Total	25,450.41	

Supplier Name	PO Number	PO Date	PO Qty	Avg Unit Price	UOM	Item Description	PO Amount	Department
ASHLEY SLING, INC.	31300030920	7/5/2022				Blanket PO for PARTS/SUPPLIES from ASHLEY SLING 0152.640020	2,000.00	
						PO 31300030920 Total	2,000.00	
						ASHLEY SLING, INC. Total	2,000.00	

Supplier Name	PO Number	PO Date	PO Qty	Avg Unit Price	UOM	Item Description	PO Amount	Department
AT&T-13229	31300031025	7/8/2022				AT&T - BLANKET PO FOR FY23	20,000.00	
						PO 31300031025 Total	20,000.00	
AT&T-13229	31300031247	7/19/2022				BLANKET PO FOR AT&T SERVICES FY23. 7/1/22-6/30/23.	55,000.00	
						PO 31300031247 Total	55,000.00	
						AT&T-13229 Total	75,000.00	

Purchase Order Detail Report

Supplier Name	PO Number	PO Date	PO Qty	Avg Unit Price	UOM	Item Description	PO Amount	Department
ATLAS COPCO COMPRESSORS LLC	31300031293	7/21/2022				Funds needed to purchase bearing kits/parts for blower services at the Rockfish WRF.	5,196.94	
							PO 31300031293 Total	5,196.94
							ATLAS COPCO COMPRESSORS LLC Total	5,196.94

Supplier Name	PO Number	PO Date	PO Qty	Avg Unit Price	UOM	Item Description	PO Amount	Department
AUTOMATIC DATA PROCESSING, INC.	31300031122	7/12/2022				ORACLE HCM INTEGRATION ADP WORKFORCE NOW RENEWAL	27,000.00	
							PO 31300031122 Total	27,000.00
							AUTOMATIC DATA PROCESSING, INC. Total	27,000.00

Supplier Name	PO Number	PO Date	PO Qty	Avg Unit Price	UOM	Item Description	PO Amount	Department
AUTOZONE STORES LLC	31300030936	7/5/2022				Blanket PO for Parts from AutoZone 0152.640020	1,500.00	
							PO 31300030936 Total	1,500.00
							AUTOZONE STORES LLC Total	1,500.00

Supplier Name	PO Number	PO Date	PO Qty	Avg Unit Price	UOM	Item Description	PO Amount	Department
AVERITT EXPRESS INC.	31300031020	7/8/2022				(AVERITT) BLANKET PURCHASE ORDER FOR FREIGHT CHARGES TO SHIP PARTS/EQUIPMENT FOR REPAIR JULY 2022-JUNE 2023	6,000.00	
							PO 31300031020 Total	6,000.00
							AVERITT EXPRESS INC. Total	6,000.00

Supplier Name	PO Number	PO Date	PO Qty	Avg Unit Price	UOM	Item Description	PO Amount	Department
BAKER ROOFING COMPANY	31300031363	7/26/2022				ROCKFISH PLANT	1,200.00	
	31300031363	7/26/2022				OPERATIONS COMPLEX	3,500.00	
	31300031363	7/26/2022				RC WILLIAMS BUSINESS CENTER	1,200.00	
	31300031363	7/26/2022				BUTLER WARNER	2,400.00	
	31300031363	7/26/2022				CROSS CREEK PLANT	2,400.00	
	31300031363	7/26/2022				HOFFER	1,800.00	
	31300031363	7/26/2022				GLENVILLE	1,800.00	
							PO 31300031363 Total	14,300.00
							BAKER ROOFING COMPANY Total	14,300.00

Supplier Name	PO Number	PO Date	PO Qty	Avg Unit Price	UOM	Item Description	PO Amount	Department
BAKER TILLY VIRCHOW KRAUSE, LLP	31300031146	7/12/2022				Baker Tilly: Consulting Services for Work Order Asset Management Accounting	22,000.00	
							PO 31300031146 Total	22,000.00

Purchase Order Detail Report

Supplier Name	PO Number	PO Date	PO Qty	Avg Unit Price	UOM	Item Description	PO Amount	Department
						BAKER TILLY VIRCHOW KRAUSE, LLP Total	22,000.00	

Supplier Name	PO Number	PO Date	PO Qty	Avg Unit Price	UOM	Item Description	PO Amount	Department
BARNHILL CONTRACTING COMPANY	31300031083	7/11/2022				FY23 Blanket PO for Barnhill Contracting for the purchase of asphalt for use by PWC crews in patching/paving. Total = \$10,000 per Chris Rainey (Split 50/50 between 0620 & 0621). - CJ 7/7/22	10,000.00	
						PO 31300031083 Total	10,000.00	
						BARNHILL CONTRACTING COMPANY Total	10,000.00	

Supplier Name	PO Number	PO Date	PO Qty	Avg Unit Price	UOM	Item Description	PO Amount	Department
BASS AIR CONDITIONING CO., INC	31300031202	7/15/2022				BASS-EMERGENCY REPAIR TO THE HVAC UNIT ON THE WATER STORAGE SHED (RESTROOMS)	2,570.47	
						PO 31300031202 Total	2,570.47	
						BASS AIR CONDITIONING CO., INC Total	2,570.47	

Supplier Name	PO Number	PO Date	PO Qty	Avg Unit Price	UOM	Item Description	PO Amount	Department
BATTERIES OF NC & S.W.S LLC	31300030952	7/6/2022				Blanket PO for PARTS from BATTERIES of NC 0152.640020	3,250.00	
	31300030952	7/21/2022				Blanket PO for PARTS from BATTERIES of NC 0152.640020	4,000.00	
						PO 31300030952 Total	7,250.00	
						BATTERIES OF NC & S.W.S LLC Total	7,250.00	

Supplier Name	PO Number	PO Date	PO Qty	Avg Unit Price	UOM	Item Description	PO Amount	Department
BEASLEY MEDIA GROUP LLC	31300031402	7/28/2022				SUNNY 94.3 RADIO ADVERTISING	12,000.00	
						PO 31300031402 Total	12,000.00	
						BEASLEY MEDIA GROUP LLC Total	12,000.00	

Supplier Name	PO Number	PO Date	PO Qty	Avg Unit Price	UOM	Item Description	PO Amount	Department
BFPE INTERNATIONAL	31300031128	7/12/2022				BFPE-TO PROVIDE TESTING AND INSPECTION OF THE FIRE EXTINGUISHER/SYSTEMS AT PWC'S FACILITY LOCATIONS IN ACCORDANCE WITH THE PROPOSED SCHEDULE FOR THE PERIOD: PERIOD: JULY 1, 2022- JUNE 30, 2023	13,000.00	
						PO 31300031128 Total	13,000.00	
						BFPE INTERNATIONAL Total	13,000.00	

Supplier Name	PO Number	PO Date	PO Qty	Avg Unit Price	UOM	Item Description	PO Amount	Department
BGS SERVICES, LLC	31300031230	7/18/2022				JANITORIAL SERVICES FOR GLENNVILLE WATER TREATMENT	11,520.00	

Purchase Order Detail Report

Supplier Name	PO Number	PO Date	PO Qty	Avg Unit Price	UOM	Item Description	PO Amount	Department
	31300031230	7/18/2022				JANITORIAL SERVICES FOR PO HOFFER WATER TREATMENT	14,280.00	
	31300031230	7/18/2022				JANITORIAL SERVICES FOR ROCKFISH PLANT	14,280.00	
	31300031230	7/18/2022				JANITORIAL SERVICES FOR CROSS CREEK	11,520.00	
	31300031230	7/18/2022				JANITORIAL SERVICES FOR SYSTEMS PROTECTION BUILDING	2,880.00	
PO 31300031230 Total							54,480.00	
BGS SERVICES, LLC Total							54,480.00	

Supplier Name	PO Number	PO Date	PO Qty	Avg Unit Price	UOM	Item Description	PO Amount	Department
BILL2PAY, LLC	31300031350	7/25/2022				PER AGREEMENT - BLANKET PO FOR ACH TRANSACTIONS - MONTHLY JULY 2022 - JUNE 2023	20,000.00	
PO 31300031350 Total							20,000.00	
BILL2PAY, LLC Total							20,000.00	

Supplier Name	PO Number	PO Date	PO Qty	Avg Unit Price	UOM	Item Description	PO Amount	Department
BINGHAM ARBITRAGE REBATE SERVICES INC.	31300030997	7/7/2022				Bingham Arbitrage Compliance Fees, Year 1, Bond Series 2021 (Fund 002 Portion)	1,446.77	
	31300030997	7/7/2022				Bingham Arbitrage Compliance Fees, Year 1, Bond Series 2021 (Fund 001 Portion)	103.23	
	31300030997	7/7/2022				Bingham Arbitrage Compliance Fees, Year 4, Bond Series 2018 (Fund 002 Portion)	1,225.00	
	31300030997	7/7/2022				Bingham Arbitrage Compliance Fees, Year 4, Bond Series 2018 (Fund 001 Portion)	25.00	
PO 31300030997 Total							2,800.00	
BINGHAM ARBITRAGE REBATE SERVICES INC. Total							2,800.00	

Supplier Name	PO Number	PO Date	PO Qty	Avg Unit Price	UOM	Item Description	PO Amount	Department
BOBCAT OF FAYETTEVILLE	31300030983	7/7/2022				Blanket PO for Parts from BOBCAT of Fayetteville 0152.640020	6,000.00	
PO 31300030983 Total							6,000.00	
BOBCAT OF FAYETTEVILLE Total							6,000.00	

Supplier Name	PO Number	PO Date	PO Qty	Avg Unit Price	UOM	Item Description	PO Amount	Department
BOOT BARN	31300030943	7/6/2022				BLANKET PURCHASE ORDER FOR PWC-EMPLOYEE'S SAFETY SHOES FOR THE MONTHS OF JULY 2022 THROUGH JUNE 2023. (SAFETY DEPARTMENT)	25,000.00	
PO 31300030943 Total							25,000.00	
BOOT BARN Total							25,000.00	

Purchase Order Detail Report

Supplier Name	PO Number	PO Date	PO Qty	Avg Unit Price	UOM	Item Description	PO Amount	Department
BOOTH & ASSOCIATES, LLC	31300031302	7/21/2022				MISCELLANEOUS TECHNICAL ISSUES	25,000.00	
							PO 31300031302 Total	25,000.00
							BOOTH & ASSOCIATES, LLC Total	25,000.00

Supplier Name	PO Number	PO Date	PO Qty	Avg Unit Price	UOM	Item Description	PO Amount	Department
BOST TUNE-UP & ARGO ATV SALES. LLC	31300030982	7/7/2022				Blanket PO for PARTS from BOST ARGO Equipment 0152.640020	2,000.00	
							PO 31300030982 Total	2,000.00
							BOST TUNE-UP & ARGO ATV SALES. LLC Total	2,000.00

Supplier Name	PO Number	PO Date	PO Qty	Avg Unit Price	UOM	Item Description	PO Amount	Department
BRADY TRANE SERVICES, INC.	31300031207	7/15/2022				PREVENTIVE MAINTENANCE FOR TESS BUILDING @ BUTLER WARNER GENERATION PLANT	3,420.00	
	31300031207	7/15/2022				PREVENTIVE MAINTENANCE FOR HOFFER BUILDING	1,044.00	
	31300031207	7/15/2022				PREVENTIVE MAINTENANCE FOR FLEET BUILDING	4,032.00	
	31300031207	7/15/2022				PREVENTIVE MAINTENANCE FOR CROSS CREEK (QUARTERLY)	1,824.00	
	31300031207	7/15/2022				PREVENTIVE MAINTENANCE FOR BUTLER WARNER GENERATION PLANT	12,516.00	
	31300031207	7/15/2022				PREVENTIVE MAINTENANCE FOR CUSTOMER SERVICE CENTER	5,400.00	
	31300031207	7/15/2022				PREVENTIVE MAINTENANCE FOR RC WILLIAMS BUSINESS CENTER	22,944.00	
	31300031207	7/15/2022				PREVENTIVE MAINTENANCE FOR ADMINISTRATION BLDG	21,792.00	
							PO 31300031207 Total	104,076.00
BRADY TRANE SERVICES, INC.	31300031215	7/15/2022				BRADY-EMERGENCY REPAIR TO THE HVAC SYSTEM @ BUTLER WARNER	2,144.17	
							PO 31300031215 Total	2,144.17
							BRADY TRANE SERVICES, INC. Total	106,220.17

Supplier Name	PO Number	PO Date	PO Qty	Avg Unit Price	UOM	Item Description	PO Amount	Department
BRENNTAG MID-SOUTH, INC.	31300030896	7/1/2022				BLANKET PURCHASE ORDER FOR AQUEOUS AMMONIA FOR THE GLENVILLE LAKE WTP FOR THE PERIOD OF JULY 2022 THROUGH JUNE 2023	17,000.00	
	31300030896	7/1/2022				BLANKET PURCHASE ORDER FOR AQUEOUS AMMONIA FOR THE PO HOFFER WTP FOR THE PERIOD OF JULY 2022 THROUGH JUNE 2023	37,000.00	
							PO 31300030896 Total	54,000.00
							BRENNTAG MID-SOUTH, INC. Total	54,000.00

Purchase Order Detail Report

Supplier Name	PO Number	PO Date	PO Qty	Avg Unit Price	UOM	Item Description	PO Amount	Department
BRENTWOOD SERVICES ADMINISTRATORS, INC.	31300031048	7/8/2022				THIRD PARTY ADMINISTRATOR SERVICE AGREEMENT FOR WORKER'S COMPENSATION AND EMPLOYER'S LIABILITY CLAIMS SERVICES THRU JUNE 30 2025 - FIRST YEAR	45,000.00	
							PO 31300031048 Total	45,000.00
							BRENTWOOD SERVICES ADMINISTRATORS, INC. Total	45,000.00

Supplier Name	PO Number	PO Date	PO Qty	Avg Unit Price	UOM	Item Description	PO Amount	Department
BTS TIRE & WHEEL DISTRIBUTORS	31300030984	7/7/2022				Blanket PO for Parts from BLACKS (BTS) 0152.640020 (FY23 First Request)	35,000.00	
							PO 31300030984 Total	35,000.00
BTS TIRE & WHEEL DISTRIBUTORS	31300031068	7/11/2022				Blanket PO for tire repair and replacement by Black's Tire 0153	50,000.00	
							PO 31300031068 Total	50,000.00
							BTS TIRE & WHEEL DISTRIBUTORS Total	85,000.00

Supplier Name	PO Number	PO Date	PO Qty	Avg Unit Price	UOM	Item Description	PO Amount	Department
BUSINESS HEALTH SERVICES	31300031303	7/21/2022				BHS YEAR 3/3 SERVICE AGREEMENT FOR THE EAP SERVICES PROGRAM (0355)	15,206.40	
							PO 31300031303 Total	15,206.40
							BUSINESS HEALTH SERVICES Total	15,206.40

Supplier Name	PO Number	PO Date	PO Qty	Avg Unit Price	UOM	Item Description	PO Amount	Department
C & S CHEMICALS, INC.	31300030888	7/1/2022				BLANKET PURCHASE ORDER FOR LIQUID ALUM SULFATE AS NEEDED FOR EMERGENCY USE DURING STORM EVENTS FOR FY2023	10,000.00	
							PO 31300030888 Total	10,000.00
							C & S CHEMICALS, INC. Total	10,000.00

Supplier Name	PO Number	PO Date	PO Qty	Avg Unit Price	UOM	Item Description	PO Amount	Department
C.E.S. CITY ELECTRIC SUPPLY	31300031253	7/19/2022				Blanket for City Electric Supply (CES) for purchasing material to maintain substations for the period July 2022 to June 2023.	3,000.00	
							PO 31300031253 Total	3,000.00
C.E.S. CITY ELECTRIC SUPPLY	31300031299	7/21/2022				STAINLESS STEEL DISCONNECT FOR #5 INFLUENT SCREW PUMP FOR CROSS CREEK WRF	2,895.98	
							PO 31300031299 Total	2,895.98
							C.E.S. CITY ELECTRIC SUPPLY Total	5,895.98

Purchase Order Detail Report

Supplier Name	PO Number	PO Date	PO Qty	Avg Unit Price	UOM	Item Description	PO Amount	Department
CAMPBELL OIL & GAS CO., INC.	31300030981	7/7/2022				Blanket PO for Supplies/Parts from CAMPBELL OIL 0152.640020	22,500.00	
							PO 31300030981 Total	22,500.00
							CAMPBELL OIL & GAS CO., INC. Total	22,500.00

Supplier Name	PO Number	PO Date	PO Qty	Avg Unit Price	UOM	Item Description	PO Amount	Department
CANON SOLUTIONS AMERICA, INC.	31300031226	7/15/2022				Annual Maintenance Agreement and billable usage charges for the Oce Colorwave 500 Printer (S/N 497003060) & Scanner (S/N 355004379) for the period of August 1, 2022-July 31, 2023	4,804.24	
							PO 31300031226 Total	4,804.24
							CANON SOLUTIONS AMERICA, INC. Total	4,804.24

Supplier Name	PO Number	PO Date	PO Qty	Avg Unit Price	UOM	Item Description	PO Amount	Department
CAPE FEAR REGIONAL THEATRE	31300031234	7/18/2022				SUPPORT OF CAPE FEAR REGIONAL THEATRE'S PHASE 2 CAPITAL EXPANSION PLAN	50,000.00	
							PO 31300031234 Total	50,000.00
							CAPE FEAR REGIONAL THEATRE Total	50,000.00

Supplier Name	PO Number	PO Date	PO Qty	Avg Unit Price	UOM	Item Description	PO Amount	Department
CAPE FEAR RIVER ASSEMBLY	31300031164	7/13/2022				CAPE FEAR ASSEMBLY 2022-2023 ANNUAL MEMBERSHIP DUES	1,000.00	
							PO 31300031164 Total	1,000.00
							CAPE FEAR RIVER ASSEMBLY Total	1,000.00

Supplier Name	PO Number	PO Date	PO Qty	Avg Unit Price	UOM	Item Description	PO Amount	Department
CAPE FEAR WATER SOLUTIONS, INC	31300031391	7/28/2022				BLANKET PURCHASE ORDER FOR HYDROGEN SULFIDE CONTROL IN SEWER COLLECTION SYSTEM JULY 2022 THROUGH JUNE 2023 SULPHATROX (CALCIUM NITRATEN) \$2.2359 / GAL FERROUS SULFATE \$1.0559 / GAL	550,000.00	
							PO 31300031391 Total	550,000.00
							CAPE FEAR WATER SOLUTIONS, INC Total	550,000.00

Supplier Name	PO Number	PO Date	PO Qty	Avg Unit Price	UOM	Item Description	PO Amount	Department
CARDINAL LANDSCAPING INC.	31300031151	7/13/2022				(YEAR 1 OF 4) RENEWAL FOR ANNUAL TESTING OF RESIDENTIAL BACKFLOW PREVENTION ASSEMBLIES IN ACCORDANCE WITH RFP PWC 2021031	135,000.00	
							PO 31300031151 Total	135,000.00
CARDINAL	31300031336	7/25/2022				LANDSCAPE MAINTENANCE FOR ELECTRIC SUB "B"	15,013.53	

Purchase Order Detail Report

Supplier Name	PO Number	PO Date	PO Qty	Avg Unit Price	UOM	Item Description	PO Amount	Department
LANDSCAPING INC.	31300031336	7/25/2022				LANDSCAPE MAINTENANCE FOR ELECTRIC SUB "A"	11,854.60	
	31300031336	7/25/2022				LANDSCAPE MAINTENANCE FOR BUTLER WARNER	25,060.82	
	31300031336	7/25/2022				LANDSCAPE MAINTENANCE AT MCARTHUR ROAD WATER TOWER	3,279.78	
	31300031336	7/25/2022				LANDSCAPE MAINTENANCE FOR COMET CIRCLE	726.97	
	31300031336	7/25/2022				LANDSCAPE MAINTENANCE FOR SECOND STREET	666.27	
	31300031336	7/25/2022				LANDSCAPE MAINTENANCE FOR FOUNTAINHEAD LANE	7,045.10	
	31300031336	7/25/2022				LANDSCAPE MAINTENANCE FOR LIFT STATION	2,976.63	
	31300031336	7/25/2022				LANDSCAPE MAINTENANCE FOR ROCKFISH POLE TRAINING AREA	1,926.11	
	31300031336	7/25/2022				LANDSCAPE MAINTENANCE FOR ROCKFISH PLANT	34,554.05	
	31300031336	7/25/2022				LANDSCAPE MAINTENANCE FOR PUMPSTATIONS	2,464.44	
	31300031336	7/25/2022				LANDSCAPE MAINTENANCE FOR WATER STORAGE TANKS	13,858.24	
	31300031336	7/25/2022				LANDSCAPE MAINTENANCE FOR PO HOFFER PLANT	29,765.93	
	31300031336	7/25/2022				LANDSCAPE MAINTENANCE FOR WATERSHED OFFICE	5,256.76	
	31300031336	7/25/2022				LANDSCAPE MAINTENANCE FOR 401 NORTH WATER BOOSTER STATIONS	1,800.00	
	31300031336	7/25/2022				LANDSCAPE MAINTENANCE FOR MEMORY STREET	848.22	
	31300031336	7/25/2022				LANDSCAPE MAINTENANCE FOR MCARTHUR ROAD PUMPSTATION	3,279.78	
	31300031336	7/25/2022				LANDSCAPE MAINTENANCE FOR HERCULES STEEL LOT	1,292.34	
	31300031336	7/25/2022				LANDSCAPE MAINTENANCE FOR WADDELL DRIVE	2,544.66	
	31300031336	7/25/2022				LANDSCAPE MAINTENANCE FOR MURCHISON RD LOT	1,372.27	
	31300031336	7/25/2022				LANDSCAPE MAINTENANCE FOR VILLAGE DRIVE	1,040.47	
	31300031336	7/25/2022				LANDSCAPE MAINTENANCE FOR GLENLEA CIRCLE	3,267.30	
	31300031336	7/25/2022				LANDSCAPE MAINTENANCE FOR COLEY DRIVE	1,049.61	
	31300031336	7/25/2022				LANDSCAPE MAINTENANCE FOR ESSEX DRIVE	1,453.72	
	31300031336	7/25/2022				LANDSCAPE MAINTENANCE FOR INVERNESS DRIVE	1,050.91	
	31300031336	7/25/2022				LANDSCAPE MAINTENANCE FOR GLENNVILLE PLANT	15,728.24	
PO 31300031336 Total							189,176.75	
CARDINAL LANDSCAPING INC. Total							324,176.75	

Supplier Name	PO Number	PO Date	PO Qty	Avg Unit Price	UOM	Item Description	PO Amount	Department
CAROLINA POULTRY POWER RG1 LLC	31300031225	7/15/2022				Carolina Poultry Power Renewable Energy Certificates	200,000.00	
PO 31300031225 Total							200,000.00	
CAROLINA POULTRY POWER RG1 LLC Total							200,000.00	

Supplier Name	PO Number	PO Date	PO Qty	Avg Unit Price	UOM	Item Description	PO Amount	Department
CAROLINA SPECIALTIES OF NC, INC.	31300031316	7/21/2022				CAROLINASSPECIALTIES BLANKET PURCHASE ORDER FOR EMPLOYEE WELCOME GIFT-SHIPING. (0355)	145.00	
	31300031316	7/21/2022				CAROLINASSPECIALTIES BLANKET PURCHASE ORDER FOR EMPLOYEE WELCOME GIFT. (0355)	2,308.92	
PO 31300031316 Total							2,453.92	
CAROLINA SPECIALTIES OF NC, INC. Total							2,453.92	

Purchase Order Detail Report

Supplier Name	PO Number	PO Date	PO Qty	Avg Unit Price	UOM	Item Description	PO Amount	Department
CAROTEK, INC.	31300031362	7/26/2022				EIM Actuator 2FRG-3 FUW 127977A, 1 HP 460/3/60 motor, Open/Closed	7,506.00	
						PO 31300031362 Total	7,506.00	
CAROTEK, INC.	31300031376	7/27/2022				Replacement mag meter for the McArthur Road BPS. Promag W 400,, 5W4C3H DN300 12'	7,758.06	
						PO 31300031376 Total	7,758.06	
						CAROTEK, INC. Total	15,264.06	

Supplier Name	PO Number	PO Date	PO Qty	Avg Unit Price	UOM	Item Description	PO Amount	Department
CARUS, LLC	31300030891	7/1/2022				BLANKET PURCHASE ORDER FOR CORROSION INHIBITOR FOR THE GLENVILLE LAKE WTP FOR THE PERIOD OF JULY 2022 THROUGH JUNE 2023	90,000.00	
	31300030891	7/1/2022				BLANKET PURCHASE ORDER FOR CORROSION INHIBITOR FOR THE PO HOFFER WTP FOR THE PERIOD OF JULY 2022 THROUGH JUNE 2023	205,000.00	
						PO 31300030891 Total	295,000.00	
						CARUS, LLC Total	295,000.00	

Supplier Name	PO Number	PO Date	PO Qty	Avg Unit Price	UOM	Item Description	PO Amount	Department
CASTRA MANAGED CONSULTING, LLC	31300031165	7/13/2022				CASTRA - MDR FOR USM ANYWHERE// USM ANYWHERE STANDARD LICENSE SUBSCRIPTION// 7.30.2022 THRU 7.29.2023	192,650.00	
						PO 31300031165 Total	192,650.00	
						CASTRA MANAGED CONSULTING, LLC Total	192,650.00	

Supplier Name	PO Number	PO Date	PO Qty	Avg Unit Price	UOM	Item Description	PO Amount	Department
CATLIN ENGINEERS AND SCIENTISTS	31300031315	7/21/2022				SERVICE AGREEMENT ON GOING PROJECT-GROUNDWATER REMEDIATION, MONITORING AND REPORTING AT BUTLER WARNER GENERATION PLANT.	50,000.00	
						PO 31300031315 Total	50,000.00	
						CATLIN ENGINEERS AND SCIENTISTS Total	50,000.00	

Supplier Name	PO Number	PO Date	PO Qty	Avg Unit Price	UOM	Item Description	PO Amount	Department
CDM SMITH	31300027531	7/15/2022				ADD FY23 FUNDS PO 31300027531 - CDM SMITH - SA TO FOR THE NORTH FAYETTEVILLE FORCE MAIN CONDITION ASSESSMENT	885,200.00	
						PO 31300027531 Total	885,200.00	
						CDM SMITH Total	885,200.00	

Supplier Name	PO Number	PO Date	PO Qty	Avg Unit Price	UOM	Item Description	PO Amount	Department
CENTURYLINK	31300031324	7/22/2022				BLANKET PO FOR CENTURY LINK SERVICES 7/1/2022 THROUGH	60,000.00	

Purchase Order Detail Report

Supplier Name	PO Number	PO Date	PO Qty	Avg Unit Price	UOM	Item Description	PO Amount	Department
COMMUNICATIONS LLC						6/30/2023.		
							PO 31300031324 Total	60,000.00
							CENTURYLINK COMMUNICATIONS LLC Total	60,000.00

Supplier Name	PO Number	PO Date	PO Qty	Avg Unit Price	UOM	Item Description	PO Amount	Department
CINTAS CORPORATION	31300030911	7/5/2022				BLANKET PURCHASE ORDER FOR LAB EMPLOYEES UNIFORM RENTAL FOR THE PERIOD OF JULY 2022 THROUGH JUNE 2023	2,600.00	
							PO 31300030911 Total	2,600.00
CINTAS CORPORATION	31300030912	7/5/2022				BLANKET PURCHASE ORDER FOR FARM EMPLOYEES UNIFORM RENTAL FOR THE PERIOD OF JULY 2022 THROUGH JUNE 2023	1,900.00	
							PO 31300030912 Total	1,900.00
CINTAS CORPORATION	31300030913	7/5/2022				BLANKET PURCHASE ORDER FOR ROCKFISH OPERATORS UNIFORMS FOR THE PERIOD OF JULY 2022 THROUGH JUNE 2023	8,000.00	
							PO 31300030913 Total	8,000.00
CINTAS CORPORATION	31300030914	7/5/2022				BLANKET PURCHASE ORDER FOR CROSS CREEK OPERATORS UNIFORM RENTAL FOR THE PERIOD OF JULY 2022 THROUGH JUNE 2023	8,800.00	
							PO 31300030914 Total	8,800.00
CINTAS CORPORATION	31300030944	7/6/2022				CINTAS UNIFORMS & JACKETS FOR RISK MANAGEMENT (0430), ENVIRONMENTAL COMPLIANCE (0438) & ROW (0436)	2,500.00	
							PO 31300030944 Total	2,500.00
CINTAS CORPORATION	31300030946	7/6/2022				Blanket purchase order for ARS employees uniform rental for the period of July 2022 through June 2023	7,500.00	
							PO 31300030946 Total	7,500.00
CINTAS CORPORATION	31300030960	7/7/2022				(CINTAS) BLANKET PO FOR UNIFORM RENTAL. FOR BWGP EMPLOYEES FOR THE PERIOD OF JULY 2022-JUNE 2023	45,100.00	
							PO 31300030960 Total	45,100.00
CINTAS CORPORATION	31300030965	7/7/2022				BLANKET PO FOR WAREHOUSE EMPLOYEE UNIFORMS FOR FY23 - JULY 1, 2022 - JUNE 30, 2023	5,000.00	
							PO 31300030965 Total	5,000.00
CINTAS CORPORATION	31300030989	7/7/2022				Blanket PO for Fleet uniform service from Cintas 0504	30,000.00	
							PO 31300030989 Total	30,000.00
CINTAS CORPORATION	31300031014	7/8/2022				BLANKET PURCHASE ORDER FOR CT CREW EMPLOYEES UNIFORM RENTAL FOR THE PERIOD JULY 2022 THROUGH JUNE 2023.	6,500.00	
							PO 31300031014 Total	6,500.00
CINTAS CORPORATION	31300031015	7/8/2022				BLANKET PURCHASE ORDER FOR SUBSTATIONS EMPLOYEES UNIFORM RENTAL FOR THE PERIOD JULY 2022 THROUGH JUNE 2023.	19,500.00	
							PO 31300031015 Total	19,500.00
CINTAS CORPORATION	31300031081	7/11/2022				Weekly uniform service for 16 Employees @ \$216.85 a week through Dec 2022.	6,500.00	
							PO 31300031081 Total	6,500.00
CINTAS CORPORATION	31300031099	7/11/2022				CINTAS CORPORATION	190,000.00	

Purchase Order Detail Report

Supplier Name	PO Number	PO Date	PO Qty	Avg Unit Price	UOM	Item Description	PO Amount	Department
						ELECTRIC CONSTRUCTION EMPLOYEE UNIFORMS		
						PO 31300031099 Total	190,000.00	
CINTAS CORPORATION	31300031161	7/13/2022				FY23 Blanket PO for Cintas Uniforms. Total=140,400 per Chris Rainey for July to June. (Split 0620-\$85,000/0621-\$55,400) - CW 7/7/22	140,400.00	
						PO 31300031161 Total	140,400.00	
CINTAS CORPORATION	31300031175	7/14/2022				BLANKET PURCHASE ORDER FOR UNIFORM AND JACKET RENTAL FOR WATER METER SHOP (0320). JULY 2022 THROUGH JUNE 2023.	2,600.00	
						PO 31300031175 Total	2,600.00	
CINTAS CORPORATION	31300031176	7/14/2022				FY23 BLANKET PURCHASE ORDER FOR UNIFORM AND JACKET RENTAL. ELECTRIC METER SHOP (0321). JULY 2022 THROUGH JUNE 2023.	6,000.00	
						PO 31300031176 Total	6,000.00	
CINTAS CORPORATION	31300031177	7/14/2022				Funds needed to cover uniform and jacket expenses for the P.O. Hoffer and the Glenville Lake WTF's Operators for FY23 (0630/0631.0504..680302).	6,200.00	
	31300031177	7/14/2022				Funds needed to cover uniform and jacket expenses for the P.O. Hoffer and the Glenville Lake WTF's Operators for FY23 (0630/0631.0504..680302).	7,900.00	
						PO 31300031177 Total	14,100.00	
CINTAS CORPORATION	31300031179	7/14/2022				Funds needed to cover uniform and jacket expenses for the Central Maintenance department for FY23 (0632.0504..810102).	43,200.00	
						PO 31300031179 Total	43,200.00	
CINTAS CORPORATION	31300031181	7/14/2022				CINTAS-BLANKET PURCHASE ORDER FOR UNIFORMS FOR FACILITIES MAINTENANCE DEPARTMENT FOR PERIOD: JULY 1, 2022 TO JUNE 30,2023	5,400.00	
						PO 31300031181 Total	5,400.00	
CINTAS CORPORATION	31300031189	7/14/2022				FY23 BLANKET PURCHASE ORDER FOR UNIFORM AND JACKET RENTAL. UTILITY FIELD SERVICES (0322). JULY 2022 THROUGH JUNE 2023.	37,993.75	
						PO 31300031189 Total	37,993.75	
CINTAS CORPORATION	31300031222	7/15/2022	55	53.54	CS	TOWEL, PAPER, 800' ROLL, WHITE	2,944.70	
						PO 31300031222 Total	2,944.70	
CINTAS CORPORATION	31300031239	7/18/2022				BLANKET PURCHASE ORDER FOR MATS, SOAP, SHOP TOWELS, ETC AT SUBSTATIONS	800.00	
	31300031239	7/18/2022				BLANKET PURCHASE ORDER FOR MATS, SOAP, SHOP TOWELS, ETC AT UTILITY FIELD SERVICE	900.00	
	31300031239	7/18/2022				BLANKET PURCHASE ORDER FOR MATS, SOAP, SHOP TOWELS, ETC AT OPERATIONS CENTER	7,500.00	
	31300031239	7/18/2022				BLANKET PURCHASE ORDER FOR MATS, SOAP, SHOP TOWELS, ETC AT BUTLER WARNER	7,200.00	
	31300031239	7/18/2022				BLANKET PURCHASE ORDER FOR MATS, SOAP, SHOP TOWELS, ETC AT WAREHOUSE	1,900.00	
	31300031239	7/18/2022				BLANKET PURCHASE ORDER FOR MATS, SOAP, SHOP TOWELS, ETC AT WATER METER SHOP	800.00	
	31300031239	7/18/2022				BLANKET PURCHASE ORDER FOR MATS, SOAP, SHOP TOWELS,	700.00	

Purchase Order Detail Report

Supplier Name	PO Number	PO Date	PO Qty	Avg Unit Price	UOM	Item Description	PO Amount	Department
						ETC AT W/R FACILITIES MAINTENANCE		
	31300031239	7/18/2022				BLANKET PURCHASE ORDER FOR MATS, SOAP, SHOP TOWELS, ETC AT FLEET MAINTENANCE	5,400.00	
	31300031239	7/18/2022				BLANKET PURCHASE ORDER FOR MATS, SOAP, SHOP TOWELS, ETC AT APPARATUS REPAIR SHOP	1,600.00	
	31300031239	7/18/2022				BLANKET PURCHASE ORDER FOR MATS, SOAP, SHOP TOWELS, ETC AT ROCKFISH PLANT	1,500.00	
	31300031239	7/18/2022				BLANKET PURCHASE ORDER FOR MATS, SOAP, SHOP TOWELS, ETC AT CROSS CREEK	1,300.00	
	31300031239	7/18/2022				BLANKET PURCHASE ORDER FOR MATS, SOAP, SHOP TOWELS, ETC AT ELECTRIC METER SHOP	900.00	
	31300031239	7/18/2022				BLANKET PURCHASE ORDER FOR MATS, SOAP, SHOP TOWELS, ETC AT CUSTOMER SERVICE CENTER	1,200.00	
	31300031239	7/18/2022				BLANKET PURCHASE ORDER FOR MATS, SOAP, SHOP TOWELS, ETC AT GLENNVILLE PLANT	800.00	
	31300031239	7/18/2022				BLANKET PURCHASE ORDER FOR MATS, SOAP, SHOP TOWELS, ETC AT HOFFER PLANT	3,500.00	
PO 31300031239 Total							36,000.00	
CINTAS CORPORATION Total							622,538.45	

Supplier Name	PO Number	PO Date	PO Qty	Avg Unit Price	UOM	Item Description	PO Amount	Department
CITY OF FAYETTEVILLE	31300031141	7/12/2022				COF FY23 Blanket PO for Degradation & Excavation Fees related to the Replacement of Existing Water Mains not Encased Under RR Crossings	8,000.00	
PO 31300031141 Total							8,000.00	
CITY OF FAYETTEVILLE	31300031277	7/20/2022				COF STORMWATER FEES FY22 BILLED IN ARREARS	63,500.00	
PO 31300031277 Total							63,500.00	
CITY OF FAYETTEVILLE	31300031278	7/20/2022				COF PARKING DECK FY23 -PER INTERLOCAL AGREEMENT DATED 2010	66,600.00	
PO 31300031278 Total							66,600.00	
CITY OF FAYETTEVILLE Total							138,100.00	

Supplier Name	PO Number	PO Date	PO Qty	Avg Unit Price	UOM	Item Description	PO Amount	Department
CITY VIEW MEDIA LLC	31300031401	7/28/2022				CityView Annual Advertising FY23	3,360.00	
PO 31300031401 Total							3,360.00	
CITY VIEW MEDIA LLC Total							3,360.00	

Supplier Name	PO Number	PO Date	PO Qty	Avg Unit Price	UOM	Item Description	PO Amount	Department
CLARKE POWER SERVICES, INC	31300031071	7/11/2022				Blanket PO for equipment repairs by Clarke Power Services 0153	6,000.00	
PO 31300031071 Total							6,000.00	
CLARKE POWER SERVICES, INC Total							6,000.00	

Purchase Order Detail Report

Supplier Name	PO Number	PO Date	PO Qty	Avg Unit Price	UOM	Item Description	PO Amount	Department
CLEGG'S TERMITE & PEST CONTROL LLC	31300031240	7/18/2022				TERMITE TREATMENT FOR APPARATUS REPAIR SHOP	350.00	
	31300031240	7/18/2022				TERMITE TREATMENT FOR GRISTMILL STATION	350.00	
	31300031240	7/18/2022				TERMITE TREATMENT FOR CROSS CREEK PLANT	300.00	
	31300031240	7/18/2022				FIRE ANT SERVICES FOR CROSS CREEK PLANT (2)	4,000.00	
	31300031240	7/18/2022				FIRE ANT SERVICES FOR ROCKFISH PLANT (2)	4,000.00	
	31300031240	7/18/2022				FIRE ANT SERVICES FOR 71ST BOOSTER, GLENVILLE, DECATUR, AND HOFFER (2)	7,990.00	
	31300031240	7/18/2022				FIRE ANT SERVICES FOR OPERATIONS CENTER (2)	2,000.00	
	31300031240	7/18/2022				PEST CONTROL SERVICES FOR OPERATIONS CENTER	2,700.00	
	31300031240	7/18/2022				PEST CONTROL SERVICES FOR GRISTMILL	360.00	
	31300031240	7/18/2022				PEST CONTROL SERVICES FOR THE VAULTS AND PUMPS (6)	2,160.00	
	31300031240	7/18/2022				PEST CONTROL SERVICES FOR W/R FACILITIES MAINTENANCE	95.04	
	31300031240	7/18/2022				PEST CONTROL SERVICES FOR WATER METER SHOP	120.96	
	31300031240	7/18/2022				PEST CONTROL SERVICES FOR THE WAREHOUSE	216.00	
	31300031240	7/18/2022				PEST CONTROL SERVICES FOR ROCKFISH PLANT	1,560.00	
	31300031240	7/18/2022				PEST CONTROL SERVICES FOR PO HOFFER PLANT	540.00	
	31300031240	7/18/2022				SNAKE AWAY SERVICE (SPRING) OPS	200.00	
	31300031240	7/18/2022				TERMITE TREATMENT FOR DECATUR AND GOLF STREET	130.00	
	31300031240	7/18/2022				TERMITE TREATMENT FOR RC WILLIAMS BUSINESS CENTER 10/22	330.00	
	31300031240	7/18/2022				TERMITE TREATMENT FOR OPERATIONS CENTER 05/23	1,100.00	
	31300031240	7/18/2022				TERMITE INSPECTION FOR BUTLER WARNER ADMIN BLDG 08/22	140.00	
	31300031240	7/18/2022				TERMITE INSPECTION FOR BUTLER WARNER GENERATION-8/22	140.00	
	31300031240	7/18/2022				PEST CONTROL SERVICES FOR GLENVILLE LAKE PLANT (ADDL)	480.00	
	31300031240	7/18/2022				PEST CONTROL SERVICES FOR GLENVILLE LAKE PLANT	540.00	
	31300031240	7/18/2022				PEST CONTROL SERVICES FOR FLEET MAINTENANCE	540.00	
	31300031240	7/18/2022				PEST CONTROL SERVICES FOR UTILITY FIELD SERVICES	71.28	
	31300031240	7/18/2022				PEST CONTROL SERVICES FOR SUBSTATIONS	71.28	
	31300031240	7/18/2022				PEST CONTROL SERVICES FOR ELECTRIC METER SHOP	73.44	
	31300031240	7/18/2022				PEST CONTROL SERVICES FOR CROSS CREEK PLANT	2,100.00	
	31300031240	7/18/2022				PEST CONTROL SERVICES FOR BUTLER WARNER GENERATION (EVERY OTHER MONTH) PLANT	1,500.00	
	31300031240	7/18/2022				PEST CONTROL SERVICES FOR BUTLER WARNER GENERATION PLANT	1,800.00	
	31300031240	7/18/2022				PEST CONTROL SERVICES FOR APPARATUS REPAIR SHOP	216.00	
	31300031240	7/18/2022				PEST CONTROL SERVICES FOR RC WILLIAMS BUSINESS CENTER	1,200.00	
	31300031240	7/18/2022				PEST CONTROL SERVICES FOR WATER EQUIPMENT SHED	360.00	
	31300031240	7/18/2022				PEST CONTROL SERVICES FOR ELECTRIC EQUIPMENT SHED	360.00	
PO 31300031240 Total							38,094.00	
CLEGG'S TERMITE & PEST CONTROL LLC Total							38,094.00	

Supplier Name	PO Number	PO Date	PO Qty	Avg Unit Price	UOM	Item Description	PO Amount	Department
COMPANY WRENCH	31300030980	7/7/2022				Blanket PO for Parts from COMPANY WRENCH 0152.640020	4,500.00	

Purchase Order Detail Report

Supplier Name	PO Number	PO Date	PO Qty	Avg Unit Price	UOM	Item Description	PO Amount	Department
LTD.								
							PO 31300030980 Total	4,500.00
							COMPANY WRENCH LTD. Total	4,500.00

Supplier Name	PO Number	PO Date	PO Qty	Avg Unit Price	UOM	Item Description	PO Amount	Department
CONSOLIDATED ELECTRICAL DIST., INC.	31300031252	7/19/2022				BLANKET FOR CED FOR SUB DEPT. FOR PURCHASING MATERIAL TO MAINTAIN SUBSTATIONS	5,000.00	
							PO 31300031252 Total	5,000.00
CONSOLIDATED ELECTRICAL DIST., INC.	31300031263	7/19/2022				Blanket for CED for CT Dept. for purchasing materials for meter installs for period July 2022 to June 2023!	3,000.00	
							PO 31300031263 Total	3,000.00
CONSOLIDATED ELECTRICAL DIST., INC.	31300031300	7/21/2022				REPLACEMENT DISCONNECTS FOR CAUSTIC DAY TANKS AT GLENNVILLE WTF	2,746.04	
							PO 31300031300 Total	2,746.04
							CONSOLIDATED ELECTRICAL DIST., INC. Total	10,746.04

Supplier Name	PO Number	PO Date	PO Qty	Avg Unit Price	UOM	Item Description	PO Amount	Department
CORE AND MAIN	31300031111	7/12/2022	15	3.73	EACH	BUSHING, BRASS, 1" X 3/4", NO LEAD	55.95	
	31300031111	7/12/2022	80	47.47	FT	PIPE, DI, 12", TYTON CL-50 PR-350	3,797.60	
							PO 31300031111 Total	3,853.55
CORE AND MAIN	31300031228	7/15/2022	20	22.40	EACH	COUPLING, 3/4" CORP TO 1" IP, NO LEAD	448.00	
	31300031228	7/15/2022	2	3,383.50	EACH	VALVE,2",AUTOMATIC AIR AND VACUUM,THREADED,SS	6,767.00	
	31300031228	7/15/2022	25	36.90	EACH	LOCKVALVE, 3/4", IP, NO LEAD	922.50	
							PO 31300031228 Total	8,137.50
CORE AND MAIN	31300031305	7/21/2022	5	213.65	EACH	BEND,DI,4"-22-1/2,MJ,401 LINED	1,068.25	
	31300031305	7/21/2022	11	324.55	EACH	KIT, REPAIR, MARK - 73 (AFC ONLY)	3,570.05	
	31300031305	7/21/2022	4500	0.13	FT	WIRE, RED, 500' ROLL, 12 GUAGE	585.00	
	31300031305	7/21/2022	39	24.24	EACH	COUPLING, 3/4" CTS X 1" CTS, NO LEAD	945.36	
							PO 31300031305 Total	6,168.66
							CORE AND MAIN Total	18,159.71

Supplier Name	PO Number	PO Date	PO Qty	Avg Unit Price	UOM	Item Description	PO Amount	Department
CORPORATE INTERIORS & SALES	31300031394	7/28/2022				CORP INTER-TO PURCHASE (1) HAYWORTH ZODY CHAIR # SZT-20-411MA1 TASK CHAIR-SCOTT FALZO	784.72	
							PO 31300031394 Total	784.72
							CORPORATE INTERIORS & SALES Total	784.72

Supplier Name	PO Number	PO Date	PO Qty	Avg Unit Price	UOM	Item Description	PO Amount	Department
CROWN COMPLEX	31300031244	7/19/2022				SPONSORSHIP-CUMBERLAND COUNTY FAIR DAY OF GIVING	1,500.00	

Purchase Order Detail Report

Supplier Name	PO Number	PO Date	PO Qty	Avg Unit Price	UOM	Item Description	PO Amount	Department
						PO 31300031244 Total	1,500.00	
						CROWN COMPLEX Total	1,500.00	
Supplier Name	PO Number	PO Date	PO Qty	Avg Unit Price	UOM	Item Description	PO Amount	Department
CROWN FORD	31300030979	7/7/2022				Blanket PO for Parts from CROWN FORD 0152.640020 (FY23 First Request)	20,000.00	
						PO 31300030979 Total	20,000.00	
CROWN FORD	31300031385	7/28/2022				SERVICE AGREEMENT FOR OUTSOURCED MAINTENANCE/REPAIR FROM CROWN FORD 0153 FY23	8,000.00	
						PO 31300031385 Total	8,000.00	
						CROWN FORD Total	28,000.00	
Supplier Name	PO Number	PO Date	PO Qty	Avg Unit Price	UOM	Item Description	PO Amount	Department
CRUCO MILL & INDUSTRIAL SUPPLY, LLC	31300031180	7/14/2022				BLANKET PO FOR LUBRICATION PRODUCTS AND EQUIPMENT FOR WATER AND WASTEWATER FACILITIES, LIFT STATIONS AND BOOSTER PUMPING STATIONS FY23 (0632.0106..810102).	17,200.00	
						PO 31300031180 Total	17,200.00	
						CRUCO MILL & INDUSTRIAL SUPPLY, LLC Total	17,200.00	
Supplier Name	PO Number	PO Date	PO Qty	Avg Unit Price	UOM	Item Description	PO Amount	Department
CTS CLEANING SYSTEMS, INC.	31300031072	7/11/2022				Blanket PO for Manual Wash Bays PMs from CTS	4,500.00	
						PO 31300031072 Total	4,500.00	
						CTS CLEANING SYSTEMS, INC. Total	4,500.00	
Supplier Name	PO Number	PO Date	PO Qty	Avg Unit Price	UOM	Item Description	PO Amount	Department
CUES, INC.	31300031086	7/11/2022				CUES - Marty Tew - Quote for GraniteNet Support Plan Renewal QUO6600. Total = \$3,950 - CJ 7/7/22	3,950.00	
						PO 31300031086 Total	3,950.00	
CUES, INC.	31300031288	7/20/2022				PAY APPLICATIONS UNDER PREVIOUSLY APPROVED BPA#31300031022 FOR CAMERA SYSTEM REPAIRS PARTS FOR WRC FOR FY23	1,115.94	
						PO 31300031288 Total	1,115.94	
CUES, INC.	31300031335	7/25/2022				NCSA CONTRACT - 2021 FORD F-550 WITH SEWER INSPECTION BODY - REPLACEMENT FOR 3323 - DEPARTMENT 0620 - FY 2023 BUDGET	269,650.00	
						PO 31300031335 Total	269,650.00	
						CUES, INC. Total	274,715.94	

Purchase Order Detail Report

Supplier Name	PO Number	PO Date	PO Qty	Avg Unit Price	UOM	Item Description	PO Amount	Department
CUMBERLAND SEPTIC SERVICE INC.	31300030956	7/7/2022				RENTAL TOILET AND HAND WASH STATION DURING G/T 2 MAJOR OVERHAUL. 7/6/22 TO 10/1/22QUOTE: Q2005	2,265.00	
PO 31300030956 Total							2,265.00	
CUMBERLAND SEPTIC SERVICE INC.	31300031231	7/18/2022				CUMBERLAND SEPTIC- ESTIMATED COST FOR (WOOD) TRASH REMOVAL FOR JULY 1, 2022 TO JUNE 30, 2023 FOR PWC	25,441.00	
PO 31300031231 Total							25,441.00	
CUMBERLAND SEPTIC SERVICE INC. Total							27,706.00	

Supplier Name	PO Number	PO Date	PO Qty	Avg Unit Price	UOM	Item Description	PO Amount	Department
CUMBERLAND TRACTOR KUBOTA OF FAY. LLC	31300030978	7/7/2022				Blanket PO for Parts from CUMBERLAND TRACTOR 0152.640020	9,000.00	
PO 31300030978 Total							9,000.00	
CUMBERLAND TRACTOR KUBOTA OF FAY. LLC	31300031155	7/13/2022				SOURCEWELL CONTRACT KUBOTA KX080 EXCAVATOR - REPLACEMENT FOR 7001 - DEPARTMENT 0620 - FY 2023 BUDGET	109,869.65	
PO 31300031155 Total							109,869.65	
CUMBERLAND TRACTOR KUBOTA OF FAY. LLC Total							118,869.65	

Supplier Name	PO Number	PO Date	PO Qty	Avg Unit Price	UOM	Item Description	PO Amount	Department
CUMULUS MEDIA - FAYETTEVILLE	31300031416	7/29/2022				WMGU 106.9 Radio Advertising	8,700.00	
PO 31300031416 Total							8,700.00	
CUMULUS MEDIA - FAYETTEVILLE	31300031417	7/29/2022				WQSM 98.1 RADIO ADVERTISING FY23	20,250.00	
PO 31300031417 Total							20,250.00	
CUMULUS MEDIA - FAYETTEVILLE	31300031418	7/29/2022				WFNC 640AM RADIO ADVERTISING FY23	5,600.00	
PO 31300031418 Total							5,600.00	
CUMULUS MEDIA - FAYETTEVILLE	31300031419	7/29/2022				WRCQ 103.5 RADIO ADVERTISING FY23	6,200.00	
PO 31300031419 Total							6,200.00	
CUMULUS MEDIA - FAYETTEVILLE Total							40,750.00	

Supplier Name	PO Number	PO Date	PO Qty	Avg Unit Price	UOM	Item Description	PO Amount	Department
CUSTOM OVERHEAD DOORS	31300031159	7/13/2022				SEMI- ANNUAL PREVENTIVE MAINTENANCE ON THE ROLL UP DOORS ON THE MECHANICAL BLDG FOR PERIOD: JULY 1, 2022 TO JUNE 30,2023	146.00	
	31300031159	7/13/2022				SEMI- ANNUAL PREVENTIVE MAINTENANCE ON THE ROLL UP DOORS AT FLEET MAINTENANCE FOR PERIOD: JULY 1, 2022 TO JUNE 30,2023	3,612.00	
	31300031159	7/13/2022				SEMI- ANNUAL PREVENTIVE MAINTENANCE ON THE ROLL UP DOORS AT ELECTRIC METER SHOP FOR PERIOD:JULY 1, 2022 TO	146.00	

Purchase Order Detail Report

Supplier Name	PO Number	PO Date	PO Qty	Avg Unit Price	UOM	Item Description	PO Amount	Department
						JUNE 30,2023		
	31300031159	7/13/2022				ANNUAL PREVENTIVE MAINTENANCE ON THE OPERATIONS CENTER FIRE DOORS DROP TEST FOR PERIOD: JULY 1, 2022 TO JUNE 30,2023	455.00	
	31300031159	7/13/2022				SEMI- ANNUAL PREVENTIVE MAINTENANCE ON THE ROLL UP DOORS AT CROSS CREEK PLANT FOR PERIOD:JULY 1, 2022 TO JUNE 30,2023	2,502.00	
	31300031159	7/13/2022				SEMI- ANNUAL PREVENTIVE MAINTENANCE ON THE ROLL UP DOORS AT BUTLER WARNER PLANT FOR PERIOD: JULY 1, 2022 TO JUNE 30,2023	4,722.00	
	31300031159	7/13/2022				SEMI- ANNUAL PREVENTIVE MAINTENANCE ON THE ROLL UP DOORS AT ROCKFISH PLANT FOR PERIOD: JULY 1, 2022 TO JUNE 30,2023	3,272.00	
	31300031159	7/13/2022				SEMI- ANNUAL PREVENTIVE MAINTENANCE ON THE ROLL UP DOORS ON THE SHEDS FOR PERIOD: JULY 1, 2022 TO JUNE 30,2023	1,672.00	
	31300031159	7/13/2022				SEMI- ANNUAL PREVENTIVE MAINTENANCE ON THE ROLL UP DOORS AT APPARATUS REPAIR SHOP FOR PERIOD: JULY 1, 2022 TO JUNE 30,2023	425.00	
	31300031159	7/13/2022				SEMI- ANNUAL PREVENTIVE MAINTENANCE ON THE ROLL UP DOORS AT THE WAREHOUSE FOR PERIOD: JULY 1, 2022 TO JUNE 30,2023	704.00	
PO 31300031159 Total							17,656.00	
CUSTOM OVERHEAD DOORS Total							17,656.00	

Supplier Name	PO Number	PO Date	PO Qty	Avg Unit Price	UOM	Item Description	PO Amount	Department
CYME INTERNATIONAL T&D, INC.	31300031371	7/26/2022				Annual CYME Maintenance Agreement from 7/31/2022-7/30/2023 per the attached CYME Contract No. 40067253	26,112.29	
PO 31300031371 Total							26,112.29	
CYME INTERNATIONAL T&D, INC. Total							26,112.29	

Supplier Name	PO Number	PO Date	PO Qty	Avg Unit Price	UOM	Item Description	PO Amount	Department
DAPARAK, INC.	31300031271	7/20/2022				REPLACEMENT PUMP #6 HYPO AT GLENVILLE LAKE WTF	8,114.00	
PO 31300031271 Total							8,114.00	
DAPARAK, INC.	31300031272	7/20/2022				REPLACEMENT PUMP #5 HYPO AT GLENVILLE LAKE WTF	8,114.00	
PO 31300031272 Total							8,114.00	
DAPARAK, INC.	31300031297	7/21/2022				TWO (2) SODIUM BISULFITE FEED PUMPS AT CROSS CREEK WRF	9,899.50	
PO 31300031297 Total							9,899.50	
DAPARAK, INC. Total							26,127.50	

Purchase Order Detail Report

Supplier Name	PO Number	PO Date	PO Qty	Avg Unit Price	UOM	Item Description	PO Amount	Department
DAVID BRUCE SUGGS	31300031386	7/28/2022				SERVICE AGREEMENT for accident repairs by Suggs Auto Repair 0153	8,000.00	
							PO 31300031386 Total	8,000.00
							DAVID BRUCE SUGGS Total	8,000.00

Supplier Name	PO Number	PO Date	PO Qty	Avg Unit Price	UOM	Item Description	PO Amount	Department
DAVID MABES	31300031090	7/11/2022				CAPT DAVES-INTERIOR PLANTSCAPE SERVICES AND MAINTENANCE IN THE OPERATIONS CENTER PER PERIOD: JULY 1, 2022 TO JUNE 30, 2023	3,300.00	
							PO 31300031090 Total	3,300.00
							DAVID MABES Total	3,300.00

Supplier Name	PO Number	PO Date	PO Qty	Avg Unit Price	UOM	Item Description	PO Amount	Department
DEBTBOOK	31300031276	7/20/2022				ANNUAL SUBSCRIPTION LICENSE TIER III	12,500.00	
							PO 31300031276 Total	12,500.00
							DEBTBOOK Total	12,500.00

Supplier Name	PO Number	PO Date	PO Qty	Avg Unit Price	UOM	Item Description	PO Amount	Department
DELL MARKETING L.P.	31300030996	7/7/2022	20	242.54	EACH	MONITOR, DELL, 24 INCH	4,850.80	
							PO 31300030996 Total	4,850.80
							DELL MARKETING L.P. Total	4,850.80

Supplier Name	PO Number	PO Date	PO Qty	Avg Unit Price	UOM	Item Description	PO Amount	Department
DELOITTE CONSULTING	31300031368	7/26/2022				DELOITTE AGREEMENT FOR ORACLE AND EBS MANAGED ADMINISTRATIVE SUPPORT SERVICES AS NEEDED	135,000.00	
							PO 31300031368 Total	135,000.00
							DELOITTE CONSULTING Total	135,000.00

Supplier Name	PO Number	PO Date	PO Qty	Avg Unit Price	UOM	Item Description	PO Amount	Department
DEWBERRY ENGINEERS, INC.	31300029615	7/15/2022				ADD FY23 FUNDS TO PO 31300029615 - SA FOR W-5806C ROSEHILL ROAD INTERSECTION IMPROVEMENTS PROJECT (TRANSMISSION)	6,020.00	
	31300029615	7/15/2022				ADD FY23 FUNDS TO PO 31300029615 - SA FOR W-5806C ROSEHILL ROAD INTERSECTION IMPROVEMENTS PROJECT (DISTRIBUTION)	2,580.00	
							PO 31300029615 Total	8,600.00
							DEWBERRY ENGINEERS, INC. Total	8,600.00

Supplier Name	PO Number	PO Date	PO Qty	Avg Unit Price	UOM	Item Description	PO Amount	Department
DIAMOND	31300031140	7/12/2022				BLANKET PURCHASE AGREEMENT TO PROCESS PAY APP FOR	1,054.55	

Purchase Order Detail Report

Supplier Name	PO Number	PO Date	PO Qty	Avg Unit Price	UOM	Item Description	PO Amount	Department
CONSTRUCTORS, INC.						PAYMENT OF INVOICES FOR ON-CALL ASPHALT/CONCRETE PATCHING UNDER PREVIOUSLY APPROVED BPA 31300031030 FOR WRC FOR THE PERIOD OF JULY 2021 THROUGH JUNE 2022		
	31300031140	7/12/2022				BLANKET PURCHASE AGREEMENT TO PROCESS PAY APP FOR PAYMENT OF INVOICES FOR ON-CALL ASPHALT/CONCRETE PATCHING UNDER PREVIOUSLY APPROVED BPA 31300031030 FOR WRC FOR THE PERIOD OF JULY 2021 THROUGH JUNE 2022	2,455.93	
	31300031140	7/12/2022				BLANKET PURCHASE AGREEMENT TO PROCESS PAY APP FOR PAYMENT OF INVOICES FOR ON-CALL ASPHALT/CONCRETE PATCHING UNDER PREVIOUSLY APPROVED BPA 31300031030 FOR WRC FOR THE PERIOD OF JULY 2021 THROUGH JUNE 2022	4,539.74	
	31300031140	7/12/2022				BLANKET PURCHASE AGREEMENT TO PROCESS PAY APP FOR PAYMENT OF INVOICES FOR ON-CALL ASPHALT/CONCRETE PATCHING UNDER PREVIOUSLY APPROVED BPA 31300031030 FOR WRC FOR THE PERIOD OF JULY 2021 THROUGH JUNE 2022	3,428.25	
	31300031140	7/12/2022				BLANKET PURCHASE AGREEMENT TO PROCESS PAY APP FOR PAYMENT OF INVOICES FOR ON-CALL ASPHALT/CONCRETE PATCHING UNDER PREVIOUSLY APPROVED BPA 31300031030 FOR WRC FOR THE PERIOD OF JULY 2021 THROUGH JUNE 2022	1,684.25	
	31300031140	7/12/2022				BLANKET PURCHASE AGREEMENT TO PROCESS PAY APP FOR PAYMENT OF INVOICES FOR ON-CALL ASPHALT/CONCRETE PATCHING UNDER PREVIOUSLY APPROVED BPA 31300031030 FOR WRC FOR THE PERIOD OF JULY 2021 THROUGH JUNE 2022	1,223.69	
	31300031140	7/12/2022				BLANKET PURCHASE AGREEMENT TO PROCESS PAY APP FOR PAYMENT OF INVOICES FOR ON-CALL ASPHALT/CONCRETE PATCHING UNDER PREVIOUSLY APPROVED BPA 31300031030 FOR WRC FOR THE PERIOD OF JULY 2021 THROUGH JUNE 2022	1,535.66	
	PO 31300031140 Total						15,922.07	
DIAMOND CONSTRUCTORS, INC.	31300031413	7/29/2022				BLANKET PURCHASE AGREEMENT TO PROCESS PAY APP FOR PAYMENT OF INVOICES FOR ON-CALL ASPHALT/CONCRETE PATCHING UNDER PREVIOUSLY APPROVED BPA 31300031030 FOR WRC FOR THE PERIOD OF JULY 2022 THROUGH JUNE 2023	1,771.70	
	31300031413	7/29/2022				BLANKET PURCHASE AGREEMENT TO PROCESS PAY APP FOR PAYMENT OF INVOICES FOR ON-CALL ASPHALT/CONCRETE PATCHING UNDER PREVIOUSLY APPROVED BPA 31300031030 FOR WRC FOR THE PERIOD OF JULY 2022 THROUGH JUNE 2023	447.60	
	31300031413	7/29/2022				BLANKET PURCHASE AGREEMENT TO PROCESS PAY APP FOR PAYMENT OF INVOICES FOR ON-CALL ASPHALT/CONCRETE PATCHING UNDER PREVIOUSLY APPROVED BPA 31300031030 FOR WRC FOR THE PERIOD OF JULY 2022 THROUGH JUNE 2023	1,417.45	
	31300031413	7/29/2022				BLANKET PURCHASE AGREEMENT TO PROCESS PAY APP FOR PAYMENT OF INVOICES FOR ON-CALL ASPHALT/CONCRETE PATCHING UNDER PREVIOUSLY APPROVED BPA 31300031030 FOR WRC FOR THE PERIOD OF JULY 2022 THROUGH JUNE 2023	1,381.60	
	31300031413	7/29/2022				BLANKET PURCHASE AGREEMENT TO PROCESS PAY APP FOR PAYMENT OF INVOICES FOR ON-CALL ASPHALT/CONCRETE	1,915.00	

Purchase Order Detail Report

Supplier Name	PO Number	PO Date	PO Qty	Avg Unit Price	UOM	Item Description	PO Amount	Department
						PATCHING UNDER PREVIOUSLY APPROVED BPA 31300031030 FOR WRC FOR THE PERIOD OF JULY 2022 THROUGH JUNE 2023		
	31300031413	7/29/2022				BLANKET PURCHASE AGREEMENT TO PROCESS PAY APP FOR PAYMENT OF INVOICES FOR ON-CALL ASPHALT/CONCRETE PATCHING UNDER PREVIOUSLY APPROVED BPA 31300031030 FOR WRC FOR THE PERIOD OF JULY 2022 THROUGH JUNE 2023	1,741.30	
	31300031413	7/29/2022				BLANKET PURCHASE AGREEMENT TO PROCESS PAY APP FOR PAYMENT OF INVOICES FOR ON-CALL ASPHALT/CONCRETE PATCHING UNDER PREVIOUSLY APPROVED BPA 31300031030 FOR WRC FOR THE PERIOD OF JULY 2022 THROUGH JUNE 2023	2,573.70	
	31300031413	7/29/2022				BLANKET PURCHASE AGREEMENT TO PROCESS PAY APP FOR PAYMENT OF INVOICES FOR ON-CALL ASPHALT/CONCRETE PATCHING UNDER PREVIOUSLY APPROVED BPA 31300031030 FOR WRC FOR THE PERIOD OF JULY 2022 THROUGH JUNE 2023	1,900.00	
PO 31300031413 Total							13,148.35	
DIAMOND CONSTRUCTORS, INC. Total							29,070.42	

Supplier Name	PO Number	PO Date	PO Qty	Avg Unit Price	UOM	Item Description	PO Amount	Department
DIEBOLD NIXDORF, INC.	31300031076	7/11/2022				DIEBOLD-PREVENTIVE MAINTENANCE AGREEMENT ON TELLER DRAWERS AND TUBES AT CUSTOMER SERVICE CENTER FOR THE PERIOD: JULY 2022- JUNE 2023	2,970.00	
PO 31300031076 Total							2,970.00	
DIEBOLD NIXDORF, INC. Total							2,970.00	

Supplier Name	PO Number	PO Date	PO Qty	Avg Unit Price	UOM	Item Description	PO Amount	Department
DIESEL LAPTOPS, LLC	31300031250	7/19/2022				PO for the Capital purchase of the Diesel Equipment Diagnostic Tool from Diesel Laptops LLC	9,057.00	
PO 31300031250 Total							9,057.00	
DIESEL LAPTOPS, LLC Total							9,057.00	

Supplier Name	PO Number	PO Date	PO Qty	Avg Unit Price	UOM	Item Description	PO Amount	Department
DILLON SUPPLY COMPANY	31300031096	7/11/2022	588	4.28	CS	WATER, BOTTLED, EMERGENCY SUPPORT	2,516.23	
PO 31300031096 Total							2,516.23	
DILLON SUPPLY COMPANY	31300031320	7/21/2022	12	32.90	EACH	SPADE, DRAIN, STRAIGHT HANDLE	394.80	
PO 31300031320 Total							394.80	
DILLON SUPPLY COMPANY Total							2,911.03	

Purchase Order Detail Report

Supplier Name	PO Number	PO Date	PO Qty	Avg Unit Price	UOM	Item Description	PO Amount	Department
DLT SOLUTIONS, LLC	31300031149	7/13/2022	5	1,232.55	EACH	Architecture Engineer. & Const. Collection Gov. Single-user Subscription 110001758679 PoP: 9/16/22 - 9/15/23	6,162.75	
	31300031149	7/13/2022	5	215.60	EACH	AutoCAD LT Gov. Single-user Sub Renewal Annual Subscription PoP: 9/12-/22 - 9/11/23	1,078.00	
PO 31300031149 Total							7,240.75	
DLT SOLUTIONS, LLC Total							7,240.75	

Supplier Name	PO Number	PO Date	PO Qty	Avg Unit Price	UOM	Item Description	PO Amount	Department
DR. J. H. CARTER III ASSOCIATES, INC.	31300031359	7/26/2022				Forestry Management - Monitoring & Management of the Red-Cockaded Woodpecker on the Bonnie Doone Watershed Property	4,987.02	
						PO 31300031359 Total	4,987.02	
						DR. J. H. CARTER III ASSOCIATES, INC. Total	4,987.02	

Supplier Name	PO Number	PO Date	PO Qty	Avg Unit Price	UOM	Item Description	PO Amount	Department
DUNCAN WEINBERG GENZER & PEMBROKE, P.C.	31300029034	7/26/2022				SERVICE AGREEMENT THIRD AMENDMENT FOR LEGAL REPRESENTATION IN FERC PROCEEDINGS AND WHOLESALE POWER AND TRANSMISSION TRANSACTIONS AS NEEDED	150,000.00	
						PO 31300029034 Total	150,000.00	
						DUNCAN WEINBERG GENZER & PEMBROKE, P.C. Total	150,000.00	

Supplier Name	PO Number	PO Date	PO Qty	Avg Unit Price	UOM	Item Description	PO Amount	Department
E.W. PROCESS	31300031372	7/27/2022	1	13,161.00	EACH	PUMP, G/T WATER INJECTION, SUNDYNE	13,161.00	
						PO 31300031372 Total	13,161.00	
						E.W. PROCESS Total	13,161.00	

Supplier Name	PO Number	PO Date	PO Qty	Avg Unit Price	UOM	Item Description	PO Amount	Department
EASTOVER TRADING COMPANY	31300030977	7/7/2022				Blanket PO for PARTS/SUPPLIES from EASTOVER TRADING COMPANY 0152.640020	3,200.00	
						PO 31300030977 Total	3,200.00	
EASTOVER TRADING COMPANY	31300031286	7/20/2022				CUT SAW WATER CONSTRUCTION	1,286.99	
						PO 31300031286 Total	1,286.99	
						EASTOVER TRADING COMPANY Total	4,486.99	

Supplier Name	PO Number	PO Date	PO Qty	Avg Unit Price	UOM	Item Description	PO Amount	Department
EL-BEY SAFETY MINORITY OWNED, LLC	31300029610	7/21/2022				SERVICE AGREEMENT THIRD AMENDMENT TO EL-BEY FOR SAFETY CONSULTING AS NEEDED	30,000.00	
						PO 31300029610 Total	30,000.00	

Purchase Order Detail Report

Supplier Name	PO Number	PO Date	PO Qty	Avg Unit Price	UOM	Item Description	PO Amount	Department
EL-BEY SAFETY MINORITY OWNED, LLC Total							30,000.00	

Supplier Name	PO Number	PO Date	PO Qty	Avg Unit Price	UOM	Item Description	PO Amount	Department
ELECTRIC MOTOR SHOP OF WAKE FOREST, INC.	31300031374	7/27/2022				(EMS) BLANKET FOR MOTOR REPAIRS TAKEN OFF S/T MAJOR OVERHAUL.	60,000.00	
	31300031374	7/27/2022				(EMS) BLANKET FOR MOTOR REPAIRS TAKEN OFF G/T 2 MAJOR OVERHAUL.	32,524.00	
PO 31300031374 Total							92,524.00	
ELECTRIC MOTOR SHOP OF WAKE FOREST, INC. Total							92,524.00	

Supplier Name	PO Number	PO Date	PO Qty	Avg Unit Price	UOM	Item Description	PO Amount	Department
ELECTRICITIES OF NC INC	31300031260	7/19/2022				Blanket for ElectriCities Modules for apprenticeship training	7,990.00	
PO 31300031260 Total							7,990.00	
ELECTRICITIES OF NC INC	31300031367	7/26/2022				LOAD MANAGEMENT SERVICES AGREEMENT - NOTIFICATION OF LOAD MANAGEMENT ACTIVITIES	25,173.15	
PO 31300031367 Total							25,173.15	
ELECTRICITIES OF NC INC Total							33,163.15	

Supplier Name	PO Number	PO Date	PO Qty	Avg Unit Price	UOM	Item Description	PO Amount	Department
ELECTROTEK INC	31300031184	7/14/2022				REPAIR AND SERVICE MOTORS, FANS, AND OTHER EQUIPMENT AS NEEDED DURING PWC FISCAL YEAR 2023.	5,000.00	
PO 31300031184 Total							5,000.00	
ELECTROTEK INC Total							5,000.00	

Supplier Name	PO Number	PO Date	PO Qty	Avg Unit Price	UOM	Item Description	PO Amount	Department
ELLIS LANDSCAPE CONTRACTING	31300031294	7/21/2022				Vegetation Management on Earthen Dams : Mintz Pond Dam, Kornbow Lake Dam, & Bonnie Doone Lake Dam.	4,680.00	
PO 31300031294 Total							4,680.00	
ELLIS LANDSCAPE CONTRACTING Total							4,680.00	

Supplier Name	PO Number	PO Date	PO Qty	Avg Unit Price	UOM	Item Description	PO Amount	Department
EMPHASYS	31300030883	7/1/2022				SYMPRO ANNUAL MAINTENANCE FOR SOFTWARE 7/1/22-6/30/23	8,858.00	
PO 31300030883 Total							8,858.00	
EMPHASYS Total							8,858.00	

Purchase Order Detail Report

Supplier Name	PO Number	PO Date	PO Qty	Avg Unit Price	UOM	Item Description	PO Amount	Department
ENVIRONMENTAL HYDROGEOLOGICAL CONSULTANTS, INC.	31300031330	7/22/2022				SERVICE AGREEMENT THIRD AMENDMENT EHC FOR EMERGENCY RESPONSE TO SEWER BACKUP AND WATER DAMAGES AS NEEDED	40,000.00	
							PO 31300031330 Total	40,000.00
							ENVIRONMENTAL HYDROGEOLOGICAL CONSULTANTS, INC. Total	40,000.00

Supplier Name	PO Number	PO Date	PO Qty	Avg Unit Price	UOM	Item Description	PO Amount	Department
EPLUS TECHNOLOGY, INC.	31300031107	7/11/2022				EPLUS TECHNOLOGY - BLANKET PO FOR VOIP FY 23	48,000.00	
							PO 31300031107 Total	48,000.00
							EPLUS TECHNOLOGY, INC. Total	48,000.00

Supplier Name	PO Number	PO Date	PO Qty	Avg Unit Price	UOM	Item Description	PO Amount	Department
ESRI, INC.	31300031337	7/25/2022				ESRI - ENTERPRISE LICENSE 8/18/2022-8/17/2023. QUOTE 26082774	75,000.00	
							PO 31300031337 Total	75,000.00
							ESRI, INC. Total	75,000.00

Supplier Name	PO Number	PO Date	PO Qty	Avg Unit Price	UOM	Item Description	PO Amount	Department
FASTENAL COMPANY	31300030951	7/6/2022				Blanket PO for PARTS from FASTENAL 0152.640020	8,500.00	
							PO 31300030951 Total	8,500.00
FASTENAL COMPANY	31300030992	7/7/2022				Blanket PO for shop supplies from Fastenal 0106	3,000.00	
							PO 31300030992 Total	3,000.00
FASTENAL COMPANY	31300030994	7/7/2022				Blanket PO for Machine/Welding supplies from Fastenal 0103	4,000.00	
							PO 31300030994 Total	4,000.00
FASTENAL COMPANY	31300031153	7/13/2022				BLANKET PURCHASE ORDER FOR WAREHOUSE VENDING MACHINES OF HIGH USE MISCELLANEOUS MATERIALS	225,000.00	
							PO 31300031153 Total	225,000.00
FASTENAL COMPANY	31300031322	7/21/2022	24	4.99	EACH	SPRAY, WASP, HORNET AND FIRE ANT	119.76	
	31300031322	7/21/2022	352	0.29	EACH	BATTERY, "AA", ALKALINE	102.08	
							PO 31300031322 Total	221.84
							FASTENAL COMPANY Total	240,721.84

Supplier Name	PO Number	PO Date	PO Qty	Avg Unit Price	UOM	Item Description	PO Amount	Department
FAYETTEVILLE FOOTWEAR	31300030941	7/6/2022				BLANKET PURCHASE ORDER FOR PWC-EMPLOYEE'S SAFETY SHOES FOR THE MONTHS OF JULY 2022 THROUGH JUNE 2023. (SAFETY DEPARTMENT)	25,000.00	
							PO 31300030941 Total	25,000.00
							FAYETTEVILLE FOOTWEAR Total	25,000.00

Purchase Order Detail Report

Supplier Name	PO Number	PO Date	PO Qty	Avg Unit Price	UOM	Item Description	PO Amount	Department
FAYETTEVILLE LANDSCAPING AND LAWN CARE, INC.	31300031205	7/15/2022				CONTINGENCY FOR ICE/SNOW REMOVAL OR STORM DEBRIS	4,000.00	
	31300031205	7/15/2022				LANDSCAPE MAINTENANCE FOR OPERATIONS COMPLEX	133,092.12	
PO 31300031205 Total							137,092.12	
FAYETTEVILLE LANDSCAPING AND LAWN CARE, INC.	31300031216	7/15/2022				Provide landscaping and lawn care services for Electric Substation department as needed during PWC fiscal year 2023	5,000.00	
PO 31300031216 Total							5,000.00	
FAYETTEVILLE LANDSCAPING AND LAWN CARE, INC. Total							142,092.12	

Supplier Name	PO Number	PO Date	PO Qty	Avg Unit Price	UOM	Item Description	PO Amount	Department
FAYETTEVILLE PARKING COMPANY	31300031314	7/21/2022				FAYETTEVILLE PARKING SERVICE - YEARLY PARKING PERMIT FOR THE CITY OF FAYETTEVILLE. INVOICE TO COVER PARKING DOWNTOWN FOR PWC VEHICLES ONLY TO INCLUDE ELECTRIC CONSTRUCTION, WATER RESOURCES AND UTILITY SERVICES/LOSS CONTROL	1,000.00	
PO 31300031314 Total							1,000.00	
FAYETTEVILLE PARKING COMPANY Total							1,000.00	

Supplier Name	PO Number	PO Date	PO Qty	Avg Unit Price	UOM	Item Description	PO Amount	Department
FAYETTEVILLE STEEL	31300030975	7/7/2022				Blanket PO for Parts/Supplies from Fayetteville Steel 0152.640020	22,000.00	
PO 31300030975 Total							22,000.00	
FAYETTEVILLE STEEL	31300031312	7/21/2022	260	2.80	FT	REBAR, 3/4", #6, 20' LENGTHS	728.00	
PO 31300031312 Total							728.00	
FAYETTEVILLE STEEL	31300031383	7/27/2022				Four (4) pieces of w4 x 13 steal beams 20' cut to 4 pieces 15'	1,780.00	
PO 31300031383 Total							1,780.00	
FAYETTEVILLE STEEL Total							24,508.00	

Supplier Name	PO Number	PO Date	PO Qty	Avg Unit Price	UOM	Item Description	PO Amount	Department
FAYETTEVILLE TECHNICAL COMM COLLEGE	31300031210	7/15/2022				FTCC BLANKET PURCHASE ORDER. IN ACCORDANCE WITH JULY 11, 2022 QUOTE 1 CLASS OF EXCEL LEVEL 4 (0355)	520.00	
	31300031210	7/15/2022				FTCC BLANKET PURCHASE ORDER. IN ACCORDANCE WITH JULY 11, 2022 QUOTE LEVEL 1.2.3 (0355)	5,005.00	
PO 31300031210 Total							5,525.00	
FAYETTEVILLE TECHNICAL COMM COLLEGE Total							5,525.00	

Supplier Name	PO Number	PO Date	PO Qty	Avg Unit Price	UOM	Item Description	PO Amount	Department
FCEDC	31300031369	7/26/2022				ECONOMIC DEVELOPMENT SUPPORT TO FAYETTEVILLE CUMBERLAND COUNTY ECONOMIC DEVELOPMENT CORP - BILLED EACH QUARTER (\$78,000.00)	312,000.00	

Purchase Order Detail Report

Supplier Name	PO Number	PO Date	PO Qty	Avg Unit Price	UOM	Item Description	PO Amount	Department
						PO 31300031369 Total	312,000.00	
						FCEDC Total	312,000.00	

Supplier Name	PO Number	PO Date	PO Qty	Avg Unit Price	UOM	Item Description	PO Amount	Department
FERGUSON ENTERPRISES LLC	31300031306	7/21/2022	126	28.00	EACH	SADDLE, SEWER, FLEXIBLE, 4"	3,528.00	
						PO 31300031306 Total	3,528.00	
						FERGUSON ENTERPRISES LLC Total	3,528.00	

Supplier Name	PO Number	PO Date	PO Qty	Avg Unit Price	UOM	Item Description	PO Amount	Department
FITCH RATINGS, INC	31300031340	7/25/2022				RATINGS RELATIONSHIP FEE FOR EXISTING LONG ERM BONDS AND ALL LONG TERM DEBT ISSUES OFFERED DURING THE PERIOD OF 10/1/22-9/30/23 (FUNDS 001 AND 002 PORTION)	7,500.00	
	31300031340	7/25/2022				Ratings Relationship Fee for existing long-term bonds and all long-term debt issues offered during the period 10/1/22-9/30/23 (Fund 001 Portion)	7,500.00	
						PO 31300031340 Total	15,000.00	
						FITCH RATINGS, INC Total	15,000.00	

Supplier Name	PO Number	PO Date	PO Qty	Avg Unit Price	UOM	Item Description	PO Amount	Department
FORMS & SUPPLY, INC.	31300030882	7/1/2022				FSI Office Supplies for Cost Center 0472 (Rates)	400.00	
	31300030882	7/1/2022				FSI Office Supplies for Cost Center 0471 (Budget)	2,000.00	
	31300030882	7/1/2022				FSI Office Supplies for Cost Center 0473 (Financial Planning)	1,100.00	
						PO 31300030882 Total	3,500.00	
FORMS & SUPPLY, INC.	31300030901	7/5/2022				BLANKET PURCHASE ORDER FOR OFFICE SUPPLIES FOR THE ENVIROMENTAL MANAGEMENT (0650) FOR THE PERIOD OF JULY 2022 THROUGH JUNE 2023	400.00	
						PO 31300030901 Total	400.00	
FORMS & SUPPLY, INC.	31300030902	7/5/2022				BLANKET PURCHASE ORDER FOR OFFICE SUPPLIES FOR THE CROSS CREEK LABORATORY FOR THE PERIOD OF JULY 2022 THROUGH JUNE 2023	1,200.00	
						PO 31300030902 Total	1,200.00	
FORMS & SUPPLY, INC.	31300030903	7/5/2022				BLANKET PURCHASE ORDER FOR OFFICE SUPPLIES FOR THE PWC FARM FOR THE PERIOD OF JULY 2022 THROUGH JUNE 2023	100.00	
						PO 31300030903 Total	100.00	
FORMS & SUPPLY, INC.	31300030904	7/5/2022				BLANKET PURCHASE ORDER FOR OFFICE SUPPLIES FOR THE ROCKFISH CREEK WRF FOR THE PERIOD OF JULY 2022 THROUGH JUNE 2023	400.00	
						PO 31300030904 Total	400.00	
FORMS & SUPPLY, INC.	31300030905	7/5/2022				BLANKET PURCHASE ORDER FOR OFFICE SUPPLIES FOR THE CROSS CREEK WRF FOR THE PERIOD OF JULY 2022 THROUGH JUNE 2023	900.00	

Purchase Order Detail Report

Supplier Name	PO Number	PO Date	PO Qty	Avg Unit Price	UOM	Item Description	PO Amount	Department
						PO 31300030905 Total	900.00	
FORMS & SUPPLY, INC.	31300030931	7/5/2022				Blanket Purchase Order For OFFICE SUPPLIES for FLEET from Forms & Supply	500.00	
						PO 31300030931 Total	500.00	
FORMS & SUPPLY, INC.	31300030945	7/6/2022				BLANKET PURCHASE ORDER FOR FORMS AND SUPPLIES FOR RISK MANAGEMENT TO INCLUDE ALL INTERNAL DEPARTMENTS WITHIN RISK	7,500.00	
						PO 31300030945 Total	7,500.00	
FORMS & SUPPLY, INC.	31300030957	7/7/2022				Miscellaneous Office supplies for the Electrical Engineering Department for fiscal year 2023; 7/1/22-6/30/23	5,000.00	
						PO 31300030957 Total	5,000.00	
FORMS & SUPPLY, INC.	31300030963	7/7/2022				BLANKET PO FOR PROCUREMENT OFFICE SUPPLIES FOR FY23 - JULY 1, 2022 - JUNE 30, 2023	3,000.00	
						PO 31300030963 Total	3,000.00	
FORMS & SUPPLY, INC.	31300030964	7/7/2022				BLANKET PO FOR WAREHOUSE OFFICE SUPPLIES FOR FY23 - JULY 1, 2022 - JUNE 30, 2023	4,000.00	
						PO 31300030964 Total	4,000.00	
FORMS & SUPPLY, INC.	31300030998	7/7/2022				FSI-Office Supplies	1,200.00	
						PO 31300030998 Total	1,200.00	
FORMS & SUPPLY, INC.	31300031054	7/8/2022				FSI-BLANKET PURCHASE ORDER FOR COFFEE AND SUPPLIES FOR THE PWC COMPLEX	10,000.00	
						PO 31300031054 Total	10,000.00	
FORMS & SUPPLY, INC.	31300031080	7/11/2022				BLANKET PURCHASE ORDER FOR MISC OFFICE SUPPLIES WRE DRAFTING DEPT	400.00	
	31300031080	7/11/2022				BLANKET PURCHASE ORDER FOR MISC OFFICE SUPPLIES WRE FRONT OFFICE	1,500.00	
						PO 31300031080 Total	1,900.00	
FORMS & SUPPLY, INC.	31300031125	7/12/2022				FY23 Blanket PO Forms & Supply for office supplies. Total = \$12,400 per Chris Rainey for July to June (Split 0620 - 6,200 / 0621 - 6,200). - CJ 7/7/22	11,400.00	
						PO 31300031125 Total	11,400.00	
FORMS & SUPPLY, INC.	31300031178	7/14/2022				Funds needed to purchase office supplies for the central maintenance staff. Budgeted FY23 (0632.0401..810102).	2,800.00	
						PO 31300031178 Total	2,800.00	
FORMS & SUPPLY, INC.	31300031199	7/15/2022				BLANKET PURCHASE ORDER FOR FACILITIES MAINTENANCE DEPT 0378	1,000.00	
						PO 31300031199 Total	1,000.00	
FORMS & SUPPLY, INC.	31300031227	7/15/2022				FORMS AND SUPPLY... OFFICE SUPPLIES	5,000.00	
						PO 31300031227 Total	5,000.00	
FORMS & SUPPLY, INC.	31300031236	7/18/2022				OFFICE SUPPLIES FOR THE EXECUTIVE DIVISION FOR FY23	1,000.00	
						PO 31300031236 Total	1,000.00	
FORMS & SUPPLY, INC.	31300031237	7/18/2022				0410 FSI OFFICE SUPPLIES FOR FY23	5,700.00	
						PO 31300031237 Total	5,700.00	
FORMS & SUPPLY, INC.	31300031248	7/19/2022				FORMS & SUPPLY BLANKET PURCHASE ORDER. FOR OFFICE	2,500.00	

Purchase Order Detail Report

Supplier Name	PO Number	PO Date	PO Qty	Avg Unit Price	UOM	Item Description	PO Amount	Department
						SUPPLIES (0355)		
						PO 31300031248 Total	2,500.00	
FORMS & SUPPLY, INC.	31300031255	7/19/2022				Blanket for office supplies	3,600.00	
						PO 31300031255 Total	3,600.00	
FORMS & SUPPLY, INC.	31300031283	7/20/2022				BLANKET PURCHASE ORDER FOR OFFICE SUPPLIES AT BUTLER-WARNER FOR THE MONTHS OF JULY 2022-JUNE2023	1,200.00	
						PO 31300031283 Total	1,200.00	
FORMS & SUPPLY, INC.	31300031405	7/28/2022				FSI-Office Supplies for 0313 July 2022-June 2023	2,500.00	
						PO 31300031405 Total	2,500.00	
FORMS & SUPPLY, INC.	31300031406	7/28/2022				FSI-0312 Blanket PO for office supplies July 2022-June 2023	4,000.00	
						PO 31300031406 Total	4,000.00	
FORMS & SUPPLY, INC.	31300031420	7/29/2022				SUPPLIES AS NEEDED FOR FY23	4,000.00	
						PO 31300031420 Total	4,000.00	
						FORMS & SUPPLY, INC. Total	84,300.00	

Supplier Name	PO Number	PO Date	PO Qty	Avg Unit Price	UOM	Item Description	PO Amount	Department
FORTILINE WATERWORKS	31300031309	7/21/2022	16	305.00	EACH	COUPLING, (HYMAX), 8", REPAIR, OD=8.54 - 9.84, LENGTH 10.8	4,880.00	
						PO 31300031309 Total	4,880.00	
						FORTILINE WATERWORKS Total	4,880.00	

Supplier Name	PO Number	PO Date	PO Qty	Avg Unit Price	UOM	Item Description	PO Amount	Department
FRANKLIN COVEY CLIENT SALES, INC.	31300030967	7/7/2022				FRANKLIN COVEY 6 CRITICAL PRACTICES ONSITE (0355)	5,950.00	
						PO 31300030967 Total	5,950.00	
						FRANKLIN COVEY CLIENT SALES, INC. Total	5,950.00	

Supplier Name	PO Number	PO Date	PO Qty	Avg Unit Price	UOM	Item Description	PO Amount	Department
FRESH FINISH CONSTRUCTION AND MAINTENANCE INC.	31300031051	7/8/2022				BLANKET PURCHASE AGREEMENT #31300030226 FOR SHED RELOCATION SERVICES FOR ANNEXATION RIGHT OF WAY SERVICES	2,000.00	
						PO 31300031051 Total	2,000.00	
						FRESH FINISH CONSTRUCTION AND MAINTENANCE INC. Total	2,000.00	

Supplier Name	PO Number	PO Date	PO Qty	Avg Unit Price	UOM	Item Description	PO Amount	Department
GALLUP, INC.	31300031287	7/20/2022				GALLUP SERVICE AGREEMENT YEAR 2/3 FOR EMPLOYEE ENGAGEMENT SESSION SERVICES (0355)	18,550.00	
						PO 31300031287 Total	18,550.00	
						GALLUP, INC. Total	18,550.00	

Purchase Order Detail Report

Supplier Name	PO Number	PO Date	PO Qty	Avg Unit Price	UOM	Item Description	PO Amount	Department
GARY THOMAS MAINTENANCE	31300031384	7/28/2022				SERVICE AGREEMENT GRASS CUTTING FOR SOLAR FARM. APRIL-NOV EVERY 2 WEEKS, DEC-MAR ONCE PER MONTH QUOTE: 7/11/22	11,040.00	
PO 31300031384 Total							11,040.00	
GARY THOMAS MAINTENANCE Total							11,040.00	

Supplier Name	PO Number	PO Date	PO Qty	Avg Unit Price	UOM	Item Description	PO Amount	Department
GE INTERNATIONAL, INC.	31300031174	7/14/2022	1	224,000.00	KT	BUCKET KIT, STAGE 2, PN# 361B6349G001, G/T'S	224,000.00	
	31300031174	7/14/2022	1	208,000.00	ST	BUCKET KIT, 1ST STAGE, 314B7158G013, G/T'S,(1 ST=120)	208,000.00	
PO 31300031174 Total							432,000.00	
GE INTERNATIONAL, INC.	31300031187	7/14/2022				(GE) INSPECTION FOR 1ST AND 2ND STAGE BUCKETS REPAIR. DEEMED NON REPAIRABLE.	8,816.00	
PO 31300031187 Total							8,816.00	
GE INTERNATIONAL, INC.	31300031191	7/14/2022				(GE) BASE SCOPE-MAJOR INSPECTION G/T2 (UNIT SN GT-244761/Gen-335X552).AS DESCRIBED IN ATTACHED PROPSAL# 1564200 JULY 1, 2022 FOR BREAK DOWN DETALILS.	1,722,644.00	
	31300031191	7/14/2022				(GE) CONTINGENCY FOR BASE SCOPE-MAJOR INSPECTION G/T2(UNIT SN GT-244761/Gen-335X552).AS DESCRIBED IN ATTACHED PROPSAL# 1564200 JULY 1, 2022 FOR BREAK DOWN DETALILS.	120,000.00	
	31300031191	7/18/2022				(GE) ADDITIONAL TO PO31300031191 FOR ROTOR WORK ON G/T2 MAJOR.	175,000.00	
PO 31300031191 Total							2,017,644.00	
GE INTERNATIONAL, INC. Total							2,458,460.00	

Supplier Name	PO Number	PO Date	PO Qty	Avg Unit Price	UOM	Item Description	PO Amount	Department
GILL SECURITY SYSTEMS, INC.	31300031005	7/7/2022				SERVICE AGREEMENT TO PROVIDE MONITORING SERVICES FOR 12 MOBILE PERSONAL EMERGENCY RESPONSE SYSTEMS FOR FY23	5,035.80	
PO 31300031005 Total							5,035.80	
GILL SECURITY SYSTEMS, INC.	31300031089	7/11/2022				SECURITY MONITORING FOR THE PERIOD: JULY 2022 THROUGH JUNE 2023 - COMMERCIAL FIRE RADIO MONITORING - PO HOFFER PLANT (FIRE)	479.40	
	31300031089	7/11/2022				SECURITY MONITORING FOR THE PERIOD: JULY 2022 THROUGH JUNE 2023 - COMMERCIAL FIRE RADIO MONITORING - GLENVILLE PLANT (FIRE)	479.40	
	31300031089	7/11/2022				SECURITY MONITORING FOR THE PERIOD: JULY 2022 THROUGH JUNE 2023 - COMMERCIAL FIRE RADIO MONITORING - CROSS CREEK WRF	479.40	
	31300031089	7/11/2022				SECURITY MONITORING FOR THE PERIOD: JULY 2022 THROUGH JUNE 2023 - COMMERCIAL FIRE RADIO MONITORING - FLEET MAINT. FACILITY	479.40	
	31300031089	7/11/2022				SECURITY MONITORING FOR THE PERIOD: JULY 2022 THROUGH	479.40	

Purchase Order Detail Report

Supplier Name	PO Number	PO Date	PO Qty	Avg Unit Price	UOM	Item Description	PO Amount	Department
						JUNE 2023 - COMMERCIAL FIRE RADIO MONITORING - ROCKFISH WTF		
	31300031089	7/11/2022				SECURITY MONITORING FOR THE PERIOD: JULY 2022 THROUGH JUNE 2023 - GILL NET DIGITAL MONITORING- RC WILLIAMS CENTER	359.40	
	31300031089	7/11/2022				SECURITY MONITORING FOR THE PERIOD: JULY 2022 THROUGH JUNE 2023 - COMMERCIAL FIRE RADIO MONITORING - RC WILLIAMS CENTER (FIRE)	479.40	
	31300031089	7/11/2022				SECURITY MONITORING FOR THE PERIOD: JULY 2022 THROUGH JUNE 2023 - OPEN/CLOSING - CUSTOMER SERVICE CENTER (BURG)	192.00	
	31300031089	7/11/2022				SECURITY MONITORING FOR THE PERIOD: JULY 2022 THROUGH JUNE 2023 - GILL NET DIGITAL MONITORING - CUSTOMER SERVICE CENTER (BURG)	359.40	
	31300031089	7/11/2022				SECURITY MONITORING FOR THE PERIOD: JULY 2022 THROUGH JUNE 2023 - GILL NET DIGITAL - OPS GUARD	359.40	
	31300031089	7/11/2022				SECURITY MONITORING FOR THE PERIOD: JULY 2022 THROUGH JUNE 2023 - COMMERCIAL FIRE RADIO MONITORING - CUSTOMER SERVICE CENTER (FIRE)	479.40	
	31300031089	7/11/2022				SECURITY MONITORING FOR THE PERIOD: JULY 2022 THROUGH JUNE 2023 - COMMERCIAL FIRE RADIO MONITORING - WATER METER SHOP	479.40	
	31300031089	7/11/2022				SECURITY MONITORING FOR THE PERIOD: JULY 2022 THROUGH JUNE 2023 - COMMERCIAL FIRE RADIO MONITORING - ADMINISTRATION BLDG	479.40	
	31300031089	7/11/2022				SECURITY MONITORING FOR THE PERIOD: JULY 2022 THROUGH JUNE 2023 - COMMERCIAL FIRE RADIO MONITORING - ELECTRIC METER SHOP	479.40	
	31300031089	7/11/2022				SECURITY MONITORING FOR THE PERIOD: JULY 2022 THROUGH JUNE 2023 - GILL NET DIGITAL - GLENVILLE CHEMICAL BLDG (BURG)	359.40	
	31300031089	7/11/2022				SECURITY MONITORING FOR THE PERIOD: JULY 2022 THROUGH JUNE 2023 - COMMERCIAL FIRE RADIO MONITORING - APPARATUS REPAIR SHOP	479.40	
	31300031089	7/11/2022				SECURITY MONITORING FOR THE PERIOD: JULY 2022 THROUGH JUNE 2023 - COMMERCIAL FIRE RADIO MONITORING - WAREHOUSE FACILITY	479.40	
	31300031089	7/11/2022				SECURITY MONITORING FOR THE PERIOD: JULY 2022 THROUGH JUNE 2023 - COMMERCIAL MONITORING - OPS ELEVATOR	239.40	
	31300031089	7/11/2022				SECURITY MONITORING FOR THE PERIOD: JULY 2022 THROUGH JUNE 2023 - COMMERCIAL MONITORING - R.C. WILLIAMS BUS CTR	239.40	
	31300031089	7/11/2022				SECURITY MONITORING FOR THE PERIOD: JULY 2022 THROUGH JUNE 2023 - COMMERCIAL MONITORING - R.C. WILLIAMS	239.40	
	31300031089	7/11/2022				SECURITY MONITORING FOR THE PERIOD: JULY 2022 THROUGH JUNE 2023 - COMMERCIAL MONITORING - ADMINISTRATION	239.40	
	31300031089	7/11/2022				SECURITY MONITORING FOR THE PERIOD: JULY 2022 THROUGH	239.40	

Purchase Order Detail Report

Supplier Name	PO Number	PO Date	PO Qty	Avg Unit Price	UOM	Item Description	PO Amount	Department
						JUNE 2023 - COMMERCIAL MONITORING - ADMINISTRATION		
	31300031089	7/11/2022				SECURITY MONITORING FOR THE PERIOD: JULY 2022 THROUGH JUNE 2023 - RADIO BACKUP MONITORING - GLENVILLE LAKE PLANT	180.00	
	31300031089	7/11/2022				SECURITY MONITORING FOR THE PERIOD: JULY 2022 THROUGH JUNE 2023 - COMMERCIAL MONITORING - GLENVILLE LAKE PLANT	204.00	
	31300031089	7/11/2022				SECURITY MONITORING FOR THE PERIOD: JULY 2022 THROUGH JUNE 2023 - GILL NET DIGITAL - WATERSHEDS PROGRAM	359.40	
	31300031089	7/11/2022				SECURITY MONITORING FOR THE PERIOD: JULY 2022 THROUGH JUNE 2023 - GILL NET DIGITAL - GLENVILLE PLANT MAINT.	359.40	
PO 31300031089 Total							9,682.20	
GILL SECURITY SYSTEMS, INC. Total							14,718.00	

Supplier Name	PO Number	PO Date	PO Qty	Avg Unit Price	UOM	Item Description	PO Amount	Department
GLOBAL RELAY COMMUNICATIONS INC.	31300031008	7/7/2022				GLOBAL RELAY - BLANKET PO FOR FY23	58,800.00	
PO 31300031008 Total							58,800.00	
GLOBAL RELAY COMMUNICATIONS INC. Total							58,800.00	

Supplier Name	PO Number	PO Date	PO Qty	Avg Unit Price	UOM	Item Description	PO Amount	Department
GLOBAL SOFTWARE LLC	31300028504	7/12/2022				Additional funds to add to PO #31300028504	1,341.81	
PO 31300028504 Total							1,341.81	
GLOBAL SOFTWARE LLC	31300031360	7/26/2022				SPREADSHEET SERVER SOFTWARE MAINTENANCE ANNUAL RENEWAL FOR THE PERIOD COVERING 6/22/23 - 6/21/24	55,500.00	
PO 31300031360 Total							55,500.00	
GLOBAL SOFTWARE LLC Total							56,841.81	

Supplier Name	PO Number	PO Date	PO Qty	Avg Unit Price	UOM	Item Description	PO Amount	Department
GO ENERGIES, LLC	31300031366	7/26/2022				PO for Gasoline and Diesel fuel from Go Energies	60,000.00	
PO 31300031366 Total							60,000.00	
GO ENERGIES, LLC Total							60,000.00	

Supplier Name	PO Number	PO Date	PO Qty	Avg Unit Price	UOM	Item Description	PO Amount	Department
GRAHAM BATTERY COMPANY, INC.	31300030932	7/5/2022				Blanket PO for PARTS/SUPPLIES from GRAHAM BATTERIES 0152.640020	3,000.00	
PO 31300030932 Total							3,000.00	
GRAHAM BATTERY COMPANY, INC.	31300031259	7/19/2022				Blanket for Graham Battery for maintaining batteries in equipment throughout electric systems for the period July 2022 to June 2023.	10,000.00	
PO 31300031259 Total							10,000.00	
GRAHAM BATTERY COMPANY, INC. Total							13,000.00	

Purchase Order Detail Report

Supplier Name	PO Number	PO Date	PO Qty	Avg Unit Price	UOM	Item Description	PO Amount	Department
GRAINGER INDUSTRIAL SUPPLY	31300031256	7/19/2022				Blanket for Grainger for purchasing drill bits, batteries, chargers, and other miscellaneous items at government rate for Substations Dept	4,000.00	
PO 31300031256 Total							4,000.00	
GRAINGER INDUSTRIAL SUPPLY	31300031258	7/19/2022				Blanket for Grainger for purchasing tools at government rate needed to maintain substation	6,400.00	
PO 31300031258 Total							6,400.00	
GRAINGER INDUSTRIAL SUPPLY	31300031261	7/19/2022				Blanket for CT Crews for purchasing tools from Grainger at government rate.	3,200.00	
PO 31300031261 Total							3,200.00	
GRAINGER INDUSTRIAL SUPPLY Total							13,600.00	

Supplier Name	PO Number	PO Date	PO Qty	Avg Unit Price	UOM	Item Description	PO Amount	Department
GRANT-MURRAY REAL ESTATE LLC	31300031352	7/25/2022				GRANT-MURRAY REAL ESTATE -BROKERAGE FEES ASSOCIATED WITH THE LEASING OF AB&B SUITE	6,410.25	
PO 31300031352 Total							6,410.25	
GRANT-MURRAY REAL ESTATE LLC Total							6,410.25	

Supplier Name	PO Number	PO Date	PO Qty	Avg Unit Price	UOM	Item Description	PO Amount	Department
GREATER FAYETTEVILLE BUSINESS JOURNAL	31300031403	7/28/2022				Greater Fayetteville Business Journal	23,745.00	
	31300031403	7/29/2022				Add to PO# 31300028501	2,000.00	
PO 31300031403 Total							25,745.00	
GREATER FAYETTEVILLE BUSINESS JOURNAL Total							25,745.00	

Supplier Name	PO Number	PO Date	PO Qty	Avg Unit Price	UOM	Item Description	PO Amount	Department
GREATER FAYETTEVILLE CHAMBER	31300031396	7/28/2022				GREATER FAYETTEVILLE CHAMBER MEMBERSHIP DUES FY23	5,000.00	
PO 31300031396 Total							5,000.00	
GREATER FAYETTEVILLE CHAMBER Total							5,000.00	

Supplier Name	PO Number	PO Date	PO Qty	Avg Unit Price	UOM	Item Description	PO Amount	Department
GREENVIEW PARTNERS LLC	31300031129	7/12/2022				GREENVIEW LANDSCAPE-MAINTENANCE SERVICES FOR CROSS CREEK	38,667.00	
	31300031129	7/12/2022				GREENVIEW LANDSCAPE-MAINTENANCE SERVICES FOR LIFT STATIONS	36,364.00	
PO 31300031129 Total							75,031.00	
GREENVIEW PARTNERS LLC Total							75,031.00	

Purchase Order Detail Report

Supplier Name	PO Number	PO Date	PO Qty	Avg Unit Price	UOM	Item Description	PO Amount	Department
GREGORY POOLE EQUIPMENT CO.	31300030974	7/7/2022				Blanket PO for PARTS/SUPPLIES from GREGORY POOLE 0152.640020	22,500.00	
PO 31300030974 Total							22,500.00	
GREGORY POOLE EQUIPMENT CO.	31300031067	7/11/2022				Blanket PO for outsourced repairs from Gregory Poole 0153	10,000.00	
PO 31300031067 Total							10,000.00	
GREGORY POOLE EQUIPMENT CO.	31300031137	7/12/2022				SOURCEWELL CONTRACT 2022 TAYLOR DUNN BIGFOOT - REPLACEMENT FOR 473, 474 AND ADDITION FOR DEPARTMENT 0831 - FY 2023 BUDGET	44,730.00	
PO 31300031137 Total							44,730.00	
GREGORY POOLE EQUIPMENT CO.	31300031323	7/21/2022				MAINTENANCE AGREEMENT FOR GENERATORS AND SWITCHGEAR AT THE OPERATIONS COMPLEX FOR JULY 1, 2022 TO JUNE 30, 2023	20,472.88	
	31300031323	7/21/2022				MAINTENANCE AGREEMENT FOR GENERATORS AND SWITCHGEAR AT RC WILLIAMS BUSINESS CENTER FOR JULY 1, 2022 TO JUNE 30, 2023	6,143.01	
PO 31300031323 Total							26,615.89	
GREGORY POOLE EQUIPMENT CO. Total							103,845.89	

Supplier Name	PO Number	PO Date	PO Qty	Avg Unit Price	UOM	Item Description	PO Amount	Department
HAGGETT ENGINEERING ASSOC INC	31300031311	7/21/2022				SERVICE AGREEMENT FIRST AMENDMENT HAGGETT ENGINEERING FOR ENVIRONMENTAL COMPLIANCE CONSULTING AS NEEDED	35,000.00	
PO 31300031311 Total							35,000.00	
HAGGETT ENGINEERING ASSOC INC Total							35,000.00	

Supplier Name	PO Number	PO Date	PO Qty	Avg Unit Price	UOM	Item Description	PO Amount	Department
HALL'S TREE SERVICE INC.	31300031196	7/14/2022				PAY APPLICATIONS FOR PREVIOUSLY APPROVED BPA#31300031031 FOR SERVICE AGREEMENT FOR TREE AND DEBRIS REMOVAL SERVICES FOR FY23 FOR CROSS CREEK	5,500.00	
PO 31300031196 Total							5,500.00	
HALL'S TREE SERVICE INC. Total							5,500.00	

Supplier Name	PO Number	PO Date	PO Qty	Avg Unit Price	UOM	Item Description	PO Amount	Department
HANDI-HOUSE OF FAYETTEVILLE	31300031388	7/28/2022				BLANKET PURCHASE AGREEMENT #31300028515 TO PROCESS PAY APPLICATIONS FOR ON-CALL SHED RELOCATION SERVICES AS NEEDED	1,200.00	
PO 31300031388 Total							1,200.00	
HANDI-HOUSE OF FAYETTEVILLE	31300031389	7/28/2022				BLANKET PURCHASE AGREEMENT #31300028515 TO PROCESS PAY APPLICATIONS FOR ON-CALL SHED RELOCATION SERVICES AS NEEDED	800.00	

Purchase Order Detail Report

Supplier Name	PO Number	PO Date	PO Qty	Avg Unit Price	UOM	Item Description	PO Amount	Department
						PO 31300031389 Total	800.00	
						HANDI-HOUSE OF FAYETTEVILLE Total	2,000.00	

Supplier Name	PO Number	PO Date	PO Qty	Avg Unit Price	UOM	Item Description	PO Amount	Department
HAZEN AND SAWYER,P.C.	31300030360	7/14/2022				ADD FY23 FUNDS TO PO 31300030360 for Cross Creek WRF IPS & PS#3 Rehab	446,000.00	
						PO 31300030360 Total	446,000.00	
						HAZEN AND SAWYER,P.C. Total	446,000.00	

Supplier Name	PO Number	PO Date	PO Qty	Avg Unit Price	UOM	Item Description	PO Amount	Department
HERC RENTALS INC.	31300030971	7/7/2022				(HERC) BLANKET PO FOR RENTAL OF HEAVY EQUIPMENT FOR G/T2 MAJOR OVERHAUL. R.A. # 54350815	4,419.00	
						PO 31300030971 Total	4,419.00	
HERC RENTALS INC.	31300031144	7/12/2022				Herc Rentals - Chris Rainey - Quote for Dozer rental for sewer easement erosion repair off of Ireland Dr. Total = \$ 3,563 - CJ 7/12/22	3,563.00	
						PO 31300031144 Total	3,563.00	
						HERC RENTALS INC. Total	7,982.00	

Supplier Name	PO Number	PO Date	PO Qty	Avg Unit Price	UOM	Item Description	PO Amount	Department
HEWLETT PACKARD ENTERPRISE COMPANY	31300031000	7/7/2022				HEWLETT PACKARD - SUPPORT RENEWAL + (2) STORAGE ARRAYS + BROCADE FIBER CHANNEL SWITHCES	56,446.12	
						PO 31300031000 Total	56,446.12	
						HEWLETT PACKARD ENTERPRISE COMPANY Total	56,446.12	

Supplier Name	PO Number	PO Date	PO Qty	Avg Unit Price	UOM	Item Description	PO Amount	Department
HIGHLAND PAVING CO., LLC	31300031082	7/11/2022				FY23 Blanket PO for Highland Paving for the purchase of asphalt for use by PWC crews in patching/paving. Total \$60,000 per Chris Rainey (Split 50/50 between 0620 & 0621). - CJ 7/7/22	60,000.00	
						PO 31300031082 Total	60,000.00	
						HIGHLAND PAVING CO., LLC Total	60,000.00	

Supplier Name	PO Number	PO Date	PO Qty	Avg Unit Price	UOM	Item Description	PO Amount	Department
HILLS MACHINERY COMPANY LLC	31300030950	7/6/2022				Blanket PO for PARTS from Hills Machinery 0152.640020	2,000.00	
						PO 31300030950 Total	2,000.00	
						HILLS MACHINERY COMPANY LLC Total	2,000.00	

Purchase Order Detail Report

Supplier Name	PO Number	PO Date	PO Qty	Avg Unit Price	UOM	Item Description	PO Amount	Department
HIRERIGHT, LLC	31300031105	7/11/2022				HIRE RIGHT SERVICES. PRE-EMPLOYMENT BACKGROUND, SCREENING PER THE FAIR CREDIT REPORTING (0355)	4,000.00	
							PO 31300031105 Total	4,000.00
							HIRERIGHT, LLC Total	4,000.00

Supplier Name	PO Number	PO Date	PO Qty	Avg Unit Price	UOM	Item Description	PO Amount	Department
HOPE MILLS GLASS, INC.	31300031073	7/11/2022				Blanket PO for Outsourced glass repair/replacement from Hope Mills Glass	3,000.00	
							PO 31300031073 Total	3,000.00
							HOPE MILLS GLASS, INC. Total	3,000.00

Supplier Name	PO Number	PO Date	PO Qty	Avg Unit Price	UOM	Item Description	PO Amount	Department
HOPE MILLS SAW AND MOWER, INC	31300030933	7/5/2022				Blanket PO for Parts from HOPE MILLS SAW & MOWER 0152.640020	1,000.00	
							PO 31300030933 Total	1,000.00
HOPE MILLS SAW AND MOWER, INC	31300031223	7/15/2022	27	26.95	EACH	FUEL, 2-CYCLE 50:1 MIX, ETHANOL-FREE 110 OZ	727.65	
							PO 31300031223 Total	727.65
							HOPE MILLS SAW AND MOWER, INC Total	1,727.65

Supplier Name	PO Number	PO Date	PO Qty	Avg Unit Price	UOM	Item Description	PO Amount	Department
HUDSON BROTHERS TRAILER MFG, INC.	31300030949	7/6/2022				Blanket PO for PARTS/SUPPLIES from HUDSON BROS.TRAILER MFG. 0152.640020	4,500.00	
							PO 31300030949 Total	4,500.00
							HUDSON BROTHERS TRAILER MFG, INC. Total	4,500.00

Supplier Name	PO Number	PO Date	PO Qty	Avg Unit Price	UOM	Item Description	PO Amount	Department
HUTCHENS LAW FIRM, LLP	31300031148	7/13/2022				BLANKET PURCHASE AGREEMENT 31300028176 TO PROCESS PAY APPLICATIONS FROM PREVIOUSLY APPROVED BPA# 31300025611 FOR SERVICE AGREEMENT FOR CONDEMNATION FILINGS AND ASSOCIATED LEGAL SERVICES FOR ANNEXATION PROJECTS	50.00	
	31300031148	7/13/2022				BLANKET PURCHASE AGREEMENT 31300028176 TO PROCESS PAY APPLICATIONS FROM PREVIOUSLY APPROVED BPA# 31300025611 FOR SERVICE AGREEMENT FOR CONDEMNATION FILINGS AND ASSOCIATED LEGAL SERVICES FOR ANNEXATION PROJECTS	875.00	
	31300031148	7/13/2022				BLANKET PURCHASE AGREEMENT 31300028176 TO PROCESS PAY APPLICATIONS FROM PREVIOUSLY APPROVED BPA# 31300025611 FOR SERVICE AGREEMENT FOR CONDEMNATION FILINGS AND ASSOCIATED LEGAL SERVICES FOR ANNEXATION PROJECTS	25.00	
							PO 31300031148 Total	950.00

Purchase Order Detail Report

Supplier Name	PO Number	PO Date	PO Qty	Avg Unit Price	UOM	Item Description	PO Amount	Department
HUTCHENS LAW FIRM, LLP	31300031157	7/13/2022				BLANKET PURCHASE AGREEMENT #31300028478 FOR SERVICE AGREEMENT FOR CONDEMNATIONS AND RELATED LEGAL SERVICES NEEDED FOR THE BRC SEWER OUTFALL AND LIFT STATION PROJECTS AS NEEDED	175.00	
	31300031157	7/13/2022				BLANKET PURCHASE AGREEMENT #31300028478 FOR SERVICE AGREEMENT FOR CONDEMNATIONS AND RELATED LEGAL SERVICES NEEDED FOR THE BRC SEWER OUTFALL AND LIFT STATION PROJECTS AS NEEDED	450.00	
PO 31300031157 Total							625.00	
HUTCHENS LAW FIRM, LLP Total							1,575.00	

Supplier Name	PO Number	PO Date	PO Qty	Avg Unit Price	UOM	Item Description	PO Amount	Department
ICI INDUSTRIAL CHEMTEX, INC.	31300031206	7/15/2022				ICI INDUSTRIAL CHEMTEX-EXTENSION OF WATER TREATMENT CONTRACT FOR COOLING TOWER SYSTEMS (CLOSED LOOP SYSTEMS AND COOLING TOWERS) AT OPERATIONS CTR, ADMIN BLDG, RC WILLIAMS BUSINESS CTR, AND CSC	8,136.00	
PO 31300031206 Total							8,136.00	
ICI INDUSTRIAL CHEMTEX, INC. Total							8,136.00	

Supplier Name	PO Number	PO Date	PO Qty	Avg Unit Price	UOM	Item Description	PO Amount	Department
IDENTIFIX	31300031007	7/7/2022				PO for the automotive diagnostic program from Identifix	1,428.00	
PO 31300031007 Total							1,428.00	
IDENTIFIX Total							1,428.00	

Supplier Name	PO Number	PO Date	PO Qty	Avg Unit Price	UOM	Item Description	PO Amount	Department
INDUSTRIAL CONTROLS DIST LLC	31300031101	7/11/2022	1	567.81	EACH	SOLENOID,PRESSURE CTRL VALVE, 1/4" NPT, 125VDC, PCV 400, PN# HC8320A187	567.81	
PO 31300031101 Total							567.81	
INDUSTRIAL CONTROLS DIST LLC Total							567.81	

Supplier Name	PO Number	PO Date	PO Qty	Avg Unit Price	UOM	Item Description	PO Amount	Department
INNOVATIVE EMERGENCY MANAGEMENT, INC	31300028645	7/26/2022				FIRST AMENDMENT TO SERVICE AGREEMENT TO INNOVATIVE EMERGENCY MANAGEMENT FOR PROFESSIONAL SERVICES TO FACILITATE THE CONTINUED DEVELOPMENT OF THE PWC EMERG PREPAREDNESS PROGRAM TO ADD \$50,000.00	50,000.00	
PO 31300028645 Total							50,000.00	
INNOVATIVE EMERGENCY MANAGEMENT, INC Total							50,000.00	

Purchase Order Detail Report

Supplier Name	PO Number	PO Date	PO Qty	Avg Unit Price	UOM	Item Description	PO Amount	Department
INSIGHT MOBILE DATA, INC.	31300031011	7/8/2022				PO for the Insight Mobile Data GPS Tracking Program (Street Eagle)	60,000.00	
							PO 31300031011 Total	60,000.00
							INSIGHT MOBILE DATA, INC. Total	60,000.00

Supplier Name	PO Number	PO Date	PO Qty	Avg Unit Price	UOM	Item Description	PO Amount	Department
INSTITUTE FOR SAFETY IN	31300031003	7/7/2022				FIRST AMENDMENT TO SERVICE AGREEMENT TO ADD FUNDS FOR ADDITIONAL TRAINING TO LEARN HOW TO INTERSECT METHODS OF ON-SITE HAZARD ANALYSIS, MITIGATION, AND TAILBOARDS - ADD \$25,000.00	25,000.00	
							PO 31300031003 Total	25,000.00
							INSTITUTE FOR SAFETY IN Total	25,000.00

Supplier Name	PO Number	PO Date	PO Qty	Avg Unit Price	UOM	Item Description	PO Amount	Department
J HARLEN CO., INC.	31300030955	7/7/2022	4	84.55	EACH	J HARLEN CO., INC. (4) MPU112.960 STAPLE, 1.5" 9GA (BOX OF 960)	338.20	
	31300030955	7/7/2022	4	759.05	EACH	J HARLEN CO., INC. (4) 2843.22 STAPLER, M18 FUEL KIT	3,036.20	
							PO 31300030955 Total	3,374.40
J HARLEN CO., INC.	31300030958	7/7/2022				J HARLEN CO., BLANKET PURCHASE ORDER FOR SUPPLIES NEEDED FOR NORMAL ELECTRIC CONSTRUCTION OPERATIONS, FOR ELECTRICAL CONSTRUCTION DEPARTMENT, FOR THE PERIOD COVERING JULY 1, 2022 THROUGH JUNE 30, 2023	20,000.00	
							PO 31300030958 Total	20,000.00
J HARLEN CO., INC.	31300030959	7/7/2022	10	36.00	EACH	J HARLEN CO. INC ITEM#08067900 CARRIER LINE DART 2" CONDUX	360.00	
	31300030959	7/7/2022	10	46.47	EACH	J HARLEN CO. INC ITEM#08030300, CARRIER LINE DART4" CONDUX	464.70	
	31300030959	7/7/2022	10	38.99	EACH	J HARLEN CO. INC ITEM#08030100 CARRIER, LINE DART 3" CONDUX	389.90	
	31300030959	7/7/2022	20	23.87	EACH	J HARLEN CO. INC ITEM#08032600 CARRIER FOAM, 4"	477.40	
	31300030959	7/7/2022	20	23.14	EACH	J HARLEN CO. INC ITEM# 08032500 CARRIER FOAM, 3" DUCT	462.80	
	31300030959	7/7/2022	20	15.94	EACH	J HARLEN CO. INC ITEM# 08032400	318.80	

Purchase Order Detail Report

Supplier Name	PO Number	PO Date	PO Qty	Avg Unit Price	UOM	Item Description	PO Amount	Department
						CARRIER FOAM FOR 2" DUCT		
PO 31300030959 Total							2,473.60	
J HARLEN CO., INC.	31300031170	7/13/2022	3	339.25	EACH	J HARLEN CO., INC. (3) 2865.20 IMPACT WRENCH	1,017.75	
	31300031170	7/13/2022	12	184.00	EACH	J HARLEN CO., INC. (12) 49.66.5101 SOCKET. DEEP. SHOCKWAVE, 3-IN-1	2,208.00	
	31300031170	7/13/2022	36	63.11	EACH	J HARLEN CO., INC. (36) 1810.2 DUCKBILL GROUND CLAMP	2,271.96	
	31300031170	7/13/2022	5	146.38	EACH	J HARLEN CO., INC. (5) 1TB...AERIAL BUCKET MULTI USE TOOL TRAY, POLY	731.90	
	31300031170	7/13/2022	40	11.90	EACH	J HARLEN CO., INC. (40) 1831...HOOK, BUCKET,POLYMER, 2.75" LIP	476.00	
	31300031170	7/13/2022	10	233.61	EACH	J HARLEN CO., INC. (10) 4045 apron	2,336.10	
PO 31300031170 Total							9,041.71	
J HARLEN CO., INC. Total							34,889.71	

Supplier Name	PO Number	PO Date	PO Qty	Avg Unit Price	UOM	Item Description	PO Amount	Department
J.G. PARKS & SON, INC	31300030923	7/5/2022				Blanket PO for PARTS/SUPPLIES from J. G. PARKS 0152.640020	5,000.00	
PO 31300030923 Total							5,000.00	
J.G. PARKS & SON, INC Total							5,000.00	

Supplier Name	PO Number	PO Date	PO Qty	Avg Unit Price	UOM	Item Description	PO Amount	Department
JACK'S BOOTS AND APPAREL LLC	31300030942	7/6/2022				BLANKET PURCHASE ORDER FOR PWC-EMPLOYEE'S SAFETY SHOES FOR THE MONTHS OF JULY 2022 THROUGH JUNE 2023. (SAFETY DEPARTMENT)	25,000.00	
PO 31300030942 Total							25,000.00	
JACK'S BOOTS AND APPAREL LLC Total							25,000.00	

Supplier Name	PO Number	PO Date	PO Qty	Avg Unit Price	UOM	Item Description	PO Amount	Department
JAMES RIVER EQUIPMENT COMPANY	31300030924	7/5/2022				Blanket PO for PARTS/SUPPLIES from JAMES RIVER 0152.640020	6,200.00	
PO 31300030924 Total							6,200.00	
JAMES RIVER EQUIPMENT COMPANY	31300031270	7/20/2022				2022 SOURCEWELL CONTRACT JOHN DEERE 410L 4X4 CAB BACKHOE - REPLACEMENT FOR 7002 - DEPARTMENT 0620 - FY 2023 BUDGET - ESTIMATED 150-180 DAYS FOR DELIVERY	125,415.44	
PO 31300031270 Total							125,415.44	
JAMES RIVER EQUIPMENT COMPANY Total							131,615.44	

Purchase Order Detail Report

Supplier Name	PO Number	PO Date	PO Qty	Avg Unit Price	UOM	Item Description	PO Amount	Department
JOE JOHNSON EQUIPMENT LLC	31300030938	7/6/2022				Blanket PO for PARTS from PWE (Public Works Equip.) 0152.640020	4,000.00	
							PO 31300030938 Total	4,000.00
							JOE JOHNSON EQUIPMENT LLC Total	4,000.00

Supplier Name	PO Number	PO Date	PO Qty	Avg Unit Price	UOM	Item Description	PO Amount	Department
JOHNSON CONTROLS FIRE PROTECTION LP	31300031066	7/11/2022				ANNUAL SPRINKLER SYSTEM TEST AND INSPECTION FOR THE HOFFER PLANT FOR THE PERIOD: ANNUAL TEST AND INSPECTION OF THE FIRE ALARM SYSTEM AT VARIOUS PWC BUILDINGS FOR THE PERIOD:JULY 2022- JUNE 2023	636.46	
	31300031066	7/11/2022				ANNUAL SPRINKLER SYSTEM TEST AND INSPECTION FOR THE CROSS CREEK FOR THE PERIOD: ANNUAL TEST AND INSPECTION OF THE FIRE ALARM SYSTEM AT VARIOUS PWC BUILDINGS FOR THE PERIOD:JULY 2021- JUNE 2022	636.46	
	31300031066	7/11/2022				ANNUAL SPRINKLER SYSTEM TEST AND INSPECTION FOR THE BUTLER WARNER FOR THE PERIOD: ANNUAL TEST AND INSPECTION OF THE FIRE ALARM SYSTEM AT VARIOUS PWC BUILDINGS FOR THE PERIOD:JULY 2022- JUNE 2023	7,997.15	
	31300031066	7/11/2022				ANNUAL SPRINKLER SYSTEM TEST AND INSPECTION FOR THE ADMIN BLDG FOR THE PERIOD: ANNUAL TEST AND INSPECTION OF THE FIRE ALARM SYSTEM AT VARIOUS PWC BUILDINGS FOR THE PERIOD:JULY 2022- JUNE 2023	604.46	
	31300031066	7/11/2022				ANNUAL SPRINKLER SYSTEM TEST AND INSPECTION FOR THE GLENVILLE FOR THE PERIOD: ANNUAL TEST AND INSPECTION OF THE FIRE ALARM SYSTEM AT VARIOUS PWC BUILDINGS FOR THE PERIOD:JULY 2022- JUNE 2023	636.46	
	31300031066	7/11/2022				ANNUAL SPRINKLER SYSTEM TEST AND INSPECTION FOR THE WAREHOUSE FOR THE PERIOD: ANNUAL TEST AND INSPECTION OF THE FIRE ALARM SYSTEM AT VARIOUS PWC BUILDINGS FOR THE PERIOD:JULY 2022- JUNE 2023	1,585.45	
	31300031066	7/11/2022				ANNUAL SPRINKLER SYSTEM TEST AND INSPECTION FOR THE ROCKFISH PLANT FOR THE PERIOD: ANNUAL TEST AND INSPECTION OF THE FIRE ALARM SYSTEM AT VARIOUS PWC BUILDINGS FOR THE PERIOD:JULY 2022- JUNE 2023	1,232.42	
	31300031066	7/11/2022				ANNUAL SPRINKLER SYSTEM TEST AND INSPECTION FOR THE RC WILLIAMS BUSINESS CENTER FOR THE PERIOD: ANNUAL TEST AND INSPECTION OF THE FIRE ALARM SYSTEM AT VARIOUS PWC BUILDINGS FOR THE PERIOD:JULY 2022- JUNE 2023	1,848.62	
	31300031066	7/11/2022				ANNUAL SPRINKLER SYSTEM TEST AND INSPECTION FOR THE OPERATIONS CENTER FOR THE PERIOD: ANNUAL TEST AND INSPECTION OF THE FIRE ALARM SYSTEM AT VARIOUS PWC BUILDINGS FOR THE PERIOD:JULY 2022- JUNE 2023	2,284.89	
	31300031066	7/11/2022				ANNUAL SPRINKLER SYSTEM TEST AND INSPECTION FOR THE MECHANICAL BLDG FOR THE PERIOD: ANNUAL TEST AND INSPECTION OF THE FIRE ALARM SYSTEM AT VARIOUS PWC	2,236.53	

Purchase Order Detail Report

Supplier Name	PO Number	PO Date	PO Qty	Avg Unit Price	UOM	Item Description	PO Amount	Department
						BUILDINGS FOR THE PERIOD:JULY 2022- JUNE 2023		
PO 31300031066 Total							19,698.90	
JOHNSON CONTROLS FIRE PROTECTION LP	31300031088	7/11/2022				ANNUAL TEST AND INSPECTION OF THE HAZARD/GAS SUPPRESSION SYSTEM AT OPERATIONS/ADMIN FOR THE PERIOD: JULY 2022- JUNE 2023	1,901.10	
	31300031088	7/11/2022				ANNUAL TEST AND INSPECTION OF THE HAZARD/GAS SUPPRESSION SYSTEM AT APPARATUS REPAIR SHOP FOR THE PERIOD: JULY 2022- JUNE 2023	1,072.72	
	31300031088	7/11/2022				ANNUAL TEST AND INSPECTION OF THE FIRE ALARM SYSTEM AT WATER METER SHOP FOR THE PERIOD: JULY 2022- JUNE 2023	631.70	
	31300031088	7/11/2022				ANNUAL TEST AND INSPECTION OF THE FIRE ALARM SYSTEM AT RC WILLIAMS BUSINESS CENTER FOR THE PERIOD: JULY 2022- JUNE 2023	5,423.23	
	31300031088	7/11/2022				ANNUAL TEST AND INSPECTION OF THE FIRE ALARM SYSTEM AT CUSTOMER SERVICE CENTER FOR THE PERIOD:JULY 2022- JUNE 2023	2,911.68	
	31300031088	7/11/2022				ANNUAL TEST AND INSPECTION OF THE FIRE ALARM SYSTEM AT OPERATIONS/ADMIN FOR THE PERIOD: JULY 2022- JUNE 2023	5,352.28	
	31300031088	7/11/2022				ANNUAL TEST AND INSPECTION OF THE FIRE ALARM SYSTEM AT WAREHOUSE FOR THE PERIOD: JULY 2022- JUNE 2023	688.80	
	31300031088	7/11/2022				ANNUAL TEST AND INSPECTION OF THE FIRE ALARM SYSTEM AT FLEET MAINTENANCE FOR THE PERIOD: JULY 2022- JUNE 2023	804.53	
	31300031088	7/11/2022				ANNUAL TEST AND INSPECTION OF THE FIRE ALARM SYSTEM AT ELECTRIC METER SHOP FOR THE PERIOD: JULY 2022- JUNE 2023	804.53	
	31300031088	7/11/2022				ANNUAL TEST AND INSPECTION OF THE FIRE ALARM SYSTEM AT APPARATUS REPAIR SHOP FOR THE PERIOD: JULY 2022- JUNE 2023	804.53	
	31300031088	7/11/2022				ANNUAL TEST AND INSPECTION OF THE HAZARD/GAS SUPPRESSION SYSTEM AT SERVER ROOM FOR THE PERIOD: JULY 2022- JUNE 2023	2,407.67	
PO 31300031088 Total							22,802.77	
JOHNSON CONTROLS FIRE PROTECTION LP	31300031412	7/29/2022				JOHNSON CONTROLS- REPLACEMENT OF FAILED DUCT SENSOR ASSEMBLY ON RCW AHU 2-1	2,158.18	
PO 31300031412 Total							2,158.18	
JOHNSON CONTROLS FIRE PROTECTION LP Total							44,659.85	

Supplier Name	PO Number	PO Date	PO Qty	Avg Unit Price	UOM	Item Description	PO Amount	Department
JPW PROPERTIES, INC	31300031201	7/15/2022				JPW Properties, Inc. - Marty Tew - Invoice# 22-1928 for 3266 Nottinghill Rd Trenchless Point Repair. Total = \$3,500 - CJ 7/14/22	3,500.00	
PO 31300031201 Total							3,500.00	
JPW PROPERTIES, INC Total							3,500.00	

Purchase Order Detail Report

Supplier Name	PO Number	PO Date	PO Qty	Avg Unit Price	UOM	Item Description	PO Amount	Department
KAUFMAN TRAILERS OF NC, INC.	31300031182	7/14/2022				2022 KAUFMAN 35TON LOWBOY TRAILER - REPLACEMENT FOR 9690 - DEPARTMENT 0642 - FY 2023 BUDGET	52,720.00	
							PO 31300031182 Total	52,720.00
							KAUFMAN TRAILERS OF NC, INC. Total	52,720.00

Supplier Name	PO Number	PO Date	PO Qty	Avg Unit Price	UOM	Item Description	PO Amount	Department
KOPPERS UTILITY AND INDUSTRIAL PRODUCTS INC.	31300031092	7/11/2022	108	145.00	EACH	POLE, WOOD, 30' CLASS 5	15,660.00	
							PO 31300031092 Total	15,660.00
							KOPPERS UTILITY AND INDUSTRIAL PRODUCTS INC. Total	15,660.00

Supplier Name	PO Number	PO Date	PO Qty	Avg Unit Price	UOM	Item Description	PO Amount	Department
KUBRA	31300031224	7/15/2022				STORM CENTER-ANNUAL, MAINTENANCE AND PREMIUM SUPPORT RENEWAL. 7/1/2022 THROUGH 6/30/2023.	45,000.00	
							PO 31300031224 Total	45,000.00
							KUBRA Total	45,000.00

Supplier Name	PO Number	PO Date	PO Qty	Avg Unit Price	UOM	Item Description	PO Amount	Department
LAFAYETTE FORD INC.	31300031077	7/11/2022				Blanket PO for La Fayette Ford for Outsourced Maintenance	1,500.00	
							PO 31300031077 Total	1,500.00
							LAFAYETTE FORD INC. Total	1,500.00

Supplier Name	PO Number	PO Date	PO Qty	Avg Unit Price	UOM	Item Description	PO Amount	Department
LEE NORRIS ICE MACHINE COMPANY	31300031160	7/13/2022				PREVENTIVE MAINTENANCE ON THE ICE MACHINES AT BUTLER WARNER PLANT FOR PERIOD: JULY 1, 2022 TO JUNE 30, 2023	432.00	
	31300031160	7/13/2022				PREVENTIVE MAINTENANCE ON PWC ICE MACHINE AT THE RC WILLIAMS BUSINESS CENTER FOR THE PERIOD: JULY 1, 2022 TO JUNE 30, 2023	432.00	
	31300031160	7/13/2022				PREVENTIVE MAINTENANCE ON PWC ICE MACHINE AT THE OPERATIONS CENTER COMPLEX FOR THE PERIOD: JULY 1, 2022 TO JUNE 30, 2023	2,892.00	
	31300031160	7/13/2022				PREVENTIVE MAINTENANCE ON PWC ICE MACHINE AT THE WATER METER SHOP FOR THE PERIOD: JULY 1, 2022 TO JUNE 30, 2023	366.00	
	31300031160	7/13/2022				PREVENTIVE MAINTENANCE ON PWC ICE MACHINE AT FLEET MAINTENANCE FOR THE PERIOD: JULY 1, 2022 TO JUNE 30, 2023	756.00	
	31300031160	7/13/2022				PREVENTIVE MAINTENANCE ON PWC ICE MACHINE AT THE ELECTRIC METER SHOP FOR THE PERIOD: JULY 1, 2022 TO JUNE 30, 2023	342.00	

Purchase Order Detail Report

Supplier Name	PO Number	PO Date	PO Qty	Avg Unit Price	UOM	Item Description	PO Amount	Department
	31300031160	7/13/2022				PREVENTIVE MAINTENANCE ON THE ICE MACHINES AT ROCKFISH PLANT FOR PERIOD:JULY 1, 2022 TO JUNE 30, 2023	464.00	
	31300031160	7/13/2022				PREVENTIVE MAINTENANCE ON THE ICE MACHINES AT PO HOFFER PLANT FOR PERIOD: JULY 1, 2022 TO JUNE 30, 2023	448.00	
	31300031160	7/13/2022				PREVENTIVE MAINTENANCE ON THE ICE MACHINES AT GLENVILLE PLANT FOR PERIOD: JULY 1, 2022 TO JUNE 30, 2023	464.00	
	31300031160	7/13/2022				PREVENTIVE MAINTENANCE ON THE ICE MACHINES AT CROSS CREEK PLANT FOR PERIOD: JULY 1, 2022 TO JUNE 30, 2023	464.00	
PO 31300031160 Total							7,060.00	
LEE NORRIS ICE MACHINE COMPANY Total							7,060.00	

Supplier Name	PO Number	PO Date	PO Qty	Avg Unit Price	UOM	Item Description	PO Amount	Department
LEVEL 3 COMMUNICATIONS, LLC	31300031024	7/8/2022				LUMEN - BLANKET PO FOR FY23	50,000.00	
PO 31300031024 Total							50,000.00	
LEVEL 3 COMMUNICATIONS, LLC Total							50,000.00	

Supplier Name	PO Number	PO Date	PO Qty	Avg Unit Price	UOM	Item Description	PO Amount	Department
LHOIST NORTH AMERICA OF VA INC.	31300030890	7/1/2022				BLANKET PURCHASE ORDER FOR HYDRATED LIME FOR THE GLENVILLE LAKE WTP FOR THE PERIOD OF JULY 2022 THROUGH JUNE 2023	85,000.00	
PO 31300030890 Total							85,000.00	
LHOIST NORTH AMERICA OF VA INC. Total							85,000.00	

Supplier Name	PO Number	PO Date	PO Qty	Avg Unit Price	UOM	Item Description	PO Amount	Department
LINE EQUIPMENT SALES CO., INC.	31300031097	7/11/2022	4	248.60	EACH	CABLE, SHIELD PEELER, 750, PRI	994.40	
	31300031097	7/11/2022	7	127.98	EACH	BLOCK & TACKLE, SNATCH, SMW/ANHOOK	895.86	
PO 31300031097 Total							1,890.26	
LINE EQUIPMENT SALES CO., INC. Total							1,890.26	

Supplier Name	PO Number	PO Date	PO Qty	Avg Unit Price	UOM	Item Description	PO Amount	Department
LOOKS GREAT SERVICES OF MS, INC.	31300031285	7/20/2022				PAY APPLICATIONS FOR PREVIOUSLY APPROVED BPA #31300031134 FOR ELECTRIC SYSTEM RIGHT-OF-WAY CLEARANCE FOR FY 23	1,886.40	
PO 31300031285 Total							1,886.40	
LOOKS GREAT SERVICES OF MS, INC. Total							1,886.40	

Purchase Order Detail Report

Supplier Name	PO Number	PO Date	PO Qty	Avg Unit Price	UOM	Item Description	PO Amount	Department
LUMBERJACK AUTO DETAILING	31300031393	7/28/2022				SERVICE AGREEMENT for automotive detailing service by Lumberjack Auto Detailing 0153	2,000.00	
PO 31300031393 Total							2,000.00	
LUMBERJACK AUTO DETAILING Total							2,000.00	

Supplier Name	PO Number	PO Date	PO Qty	Avg Unit Price	UOM	Item Description	PO Amount	Department
MAINLINING AMERICA, LLC	31300030897	7/2/2022				PAY APPLICATIONS FOR PAYMENT OF INVOICES UNDER PREVIOUSLY APPROVED BPA#31300028220 FOR THE ANNUAL WATER MAIN REHABILITATION CONTRACT	150,417.87	
	31300030897	7/2/2022				PAY APPLICATIONS FOR PAYMENT OF INVOICES UNDER PREVIOUSLY APPROVED BPA#31300028220 FOR THE ANNUAL WATER MAIN REHABILITATION CONTRACT	84,191.50	
	31300030897	7/2/2022				PAY APPLICATIONS FOR PAYMENT OF INVOICES UNDER PREVIOUSLY APPROVED BPA#31300028220 FOR THE ANNUAL WATER MAIN REHABILITATION CONTRACT	102,694.15	
	31300030897	7/2/2022				PAY APPLICATIONS FOR PAYMENT OF INVOICES UNDER PREVIOUSLY APPROVED BPA#31300028220 FOR THE ANNUAL WATER MAIN REHABILITATION CONTRACT	61,441.77	
PO 31300030897 Total							398,745.29	
MAINLINING AMERICA, LLC Total							398,745.29	

Supplier Name	PO Number	PO Date	PO Qty	Avg Unit Price	UOM	Item Description	PO Amount	Department
MARK VII EQUIPMENT INC.	31300031290	7/21/2022				Blanket PO for the repairs of the Auto-wash by Mark VII 0435	3,000.00	
PO 31300031290 Total							3,000.00	
MARK VII EQUIPMENT INC.	31300031292	7/21/2022				Blanket PO for the PM Service on the Auto-wash by Mark VII 0469	3,000.00	
PO 31300031292 Total							3,000.00	
MARK VII EQUIPMENT INC. Total							6,000.00	

Supplier Name	PO Number	PO Date	PO Qty	Avg Unit Price	UOM	Item Description	PO Amount	Department
MAY RHI, LLC	31300030930	7/5/2022				Blanket PO for PARTS/SERVICE from NATIONAL EQUIP. DEALERS (was MAY-RHI)	8,000.00	
PO 31300030930 Total							8,000.00	
MAY RHI, LLC Total							8,000.00	

Supplier Name	PO Number	PO Date	PO Qty	Avg Unit Price	UOM	Item Description	PO Amount	Department
MCCAIN SPECIAL PROJECT SERVICES, INC.	31300031245	7/19/2022				SERVICE AGREEMENT 3RD AMENDMENT FOR SAFETY CONSULTING SERVICES AS NEEDED	25,000.00	

Purchase Order Detail Report

Supplier Name	PO Number	PO Date	PO Qty	Avg Unit Price	UOM	Item Description	PO Amount	Department
							PO 31300031245 Total	25,000.00
							MCCAIN SPECIAL PROJECT SERVICES, INC. Total	25,000.00

Supplier Name	PO Number	PO Date	PO Qty	Avg Unit Price	UOM	Item Description	PO Amount	Department
MCDONALD MATERIALS, INC.	31300030880	7/1/2022				BLANKET PURCHASE AGREEMENT TO PROCESS PAY APPLICATIONS FOR PREVIOUSLY APPROVED BPA# 31300030780 FOR SAND CLAY, STONE, TOPSOIL, ETC NEEDED DURING WATER RESOURCE CONSTRUCTION OPERATIONS FOR THE PERIOD OF JUNE 2022	1,496.86	
	31300030880	7/1/2022				BLANKET PURCHASE AGREEMENT TO PROCESS PAY APPLICATIONS FOR PREVIOUSLY APPROVED BPA# 31300030780 FOR SAND CLAY, STONE, TOPSOIL, ETC NEEDED DURING WATER RESOURCE CONSTRUCTION OPERATIONS FOR THE PERIOD OF JUNE 2022	1,120.00	
	31300030880	7/1/2022				BLANKET PURCHASE AGREEMENT TO PROCESS PAY APPLICATIONS FOR PREVIOUSLY APPROVED BPA# 31300030780 FOR SAND CLAY, STONE, TOPSOIL, ETC NEEDED DURING WATER RESOURCE CONSTRUCTION OPERATIONS FOR THE PERIOD OF JUNE 2022	1,280.00	
	31300030880	7/1/2022				BLANKET PURCHASE AGREEMENT TO PROCESS PAY APPLICATIONS FOR PREVIOUSLY APPROVED BPA# 31300030780 FOR SAND CLAY, STONE, TOPSOIL, ETC NEEDED DURING WATER RESOURCE CONSTRUCTION OPERATIONS FOR THE PERIOD OF JUNE 2022	1,525.12	
	31300030880	7/1/2022				BLANKET PURCHASE AGREEMENT TO PROCESS PAY APPLICATIONS FOR PREVIOUSLY APPROVED BPA# 31300030780 FOR SAND CLAY, STONE, TOPSOIL, ETC NEEDED DURING WATER RESOURCE CONSTRUCTION OPERATIONS FOR THE PERIOD OF JUNE 2022	1,507.91	
	31300030880	7/1/2022				BLANKET PURCHASE AGREEMENT TO PROCESS PAY APPLICATIONS FOR PREVIOUSLY APPROVED BPA# 31300030780 FOR SAND CLAY, STONE, TOPSOIL, ETC NEEDED DURING WATER RESOURCE CONSTRUCTION OPERATIONS FOR THE PERIOD OF JUNE 2022	506.60	
	31300030880	7/1/2022				BLANKET PURCHASE AGREEMENT TO PROCESS PAY APPLICATIONS FOR PREVIOUSLY APPROVED BPA# 31300030780 FOR SAND CLAY, STONE, TOPSOIL, ETC NEEDED DURING WATER RESOURCE CONSTRUCTION OPERATIONS FOR THE PERIOD OF JUNE 2022	1,836.38	
	31300030880	7/1/2022				BLANKET PURCHASE AGREEMENT TO PROCESS PAY APPLICATIONS FOR PREVIOUSLY APPROVED BPA# 31300030780 FOR SAND CLAY, STONE, TOPSOIL, ETC NEEDED DURING WATER RESOURCE CONSTRUCTION OPERATIONS FOR THE PERIOD OF JUNE 2022	1,392.11	
	31300030880	7/1/2022				BLANKET PURCHASE AGREEMENT TO PROCESS PAY	684.99	

Purchase Order Detail Report

Supplier Name	PO Number	PO Date	PO Qty	Avg Unit Price	UOM	Item Description	PO Amount	Department
						APPLICATIONS FOR PREVIOUSLY APPROVED BPA# 31300030780 FOR SAND CLAY, STONE, TOPSOIL, ETC NEEDED DURING WATER RESOURCE CONSTRUCTION OPERATIONS FOR THE PERIOD OF JUNE 2022		
	31300030880	7/1/2022				BLANKET PURCHASE AGREEMENT TO PROCESS PAY APPLICATIONS FOR PREVIOUSLY APPROVED BPA# 31300030780 FOR SAND CLAY, STONE, TOPSOIL, ETC NEEDED DURING WATER RESOURCE CONSTRUCTION OPERATIONS FOR THE PERIOD OF JUNE 2022	1,452.44	
	31300030880	7/1/2022				BLANKET PURCHASE AGREEMENT TO PROCESS PAY APPLICATIONS FOR PREVIOUSLY APPROVED BPA# 31300030780 FOR SAND CLAY, STONE, TOPSOIL, ETC NEEDED DURING WATER RESOURCE CONSTRUCTION OPERATIONS FOR THE PERIOD OF JUNE 2022	1,690.65	
	31300030880	7/1/2022				BLANKET PURCHASE AGREEMENT TO PROCESS PAY APPLICATIONS FOR PREVIOUSLY APPROVED BPA# 31300030780 FOR SAND CLAY, STONE, TOPSOIL, ETC NEEDED DURING WATER RESOURCE CONSTRUCTION OPERATIONS FOR THE PERIOD OF JUNE 2022	1,768.22	
	31300030880	7/1/2022				BLANKET PURCHASE AGREEMENT TO PROCESS PAY APPLICATIONS FOR PREVIOUSLY APPROVED BPA# 31300030780 FOR SAND CLAY, STONE, TOPSOIL, ETC NEEDED DURING WATER RESOURCE CONSTRUCTION OPERATIONS FOR THE PERIOD OF JUNE 2022	1,780.75	
	31300030880	7/1/2022				BLANKET PURCHASE AGREEMENT TO PROCESS PAY APPLICATIONS FOR PREVIOUSLY APPROVED BPA# 31300030780 FOR SAND CLAY, STONE, TOPSOIL, ETC NEEDED DURING WATER RESOURCE CONSTRUCTION OPERATIONS FOR THE PERIOD OF JUNE 2022	1,509.61	
	31300030880	7/1/2022				BLANKET PURCHASE AGREEMENT TO PROCESS PAY APPLICATIONS FOR PREVIOUSLY APPROVED BPA# 31300030780 FOR SAND CLAY, STONE, TOPSOIL, ETC NEEDED DURING WATER RESOURCE CONSTRUCTION OPERATIONS FOR THE PERIOD OF JUNE 2022	1,511.94	
	31300030880	7/1/2022				BLANKET PURCHASE AGREEMENT TO PROCESS PAY APPLICATIONS FOR PREVIOUSLY APPROVED BPA# 31300030780 FOR SAND CLAY, STONE, TOPSOIL, ETC NEEDED DURING WATER RESOURCE CONSTRUCTION OPERATIONS FOR THE PERIOD OF JUNE 2022	1,509.40	
	31300030880	7/1/2022				BLANKET PURCHASE AGREEMENT TO PROCESS PAY APPLICATIONS FOR PREVIOUSLY APPROVED BPA# 31300030780 FOR SAND CLAY, STONE, TOPSOIL, ETC NEEDED DURING WATER RESOURCE CONSTRUCTION OPERATIONS FOR THE PERIOD OF JUNE 2022	1,511.31	
	31300030880	7/1/2022				BLANKET PURCHASE AGREEMENT TO PROCESS PAY APPLICATIONS FOR PREVIOUSLY APPROVED BPA# 31300030780	1,760.00	

Purchase Order Detail Report

Supplier Name	PO Number	PO Date	PO Qty	Avg Unit Price	UOM	Item Description	PO Amount	Department
						FOR SAND CLAY, STONE, TOPSOIL, ETC NEEDED DURING WATER RESOURCE CONSTRUCTION OPERATIONS FOR THE PERIOD OF JUNE 2022		
	31300030880	7/1/2022				BLANKET PURCHASE AGREEMENT TO PROCESS PAY APPLICATIONS FOR PREVIOUSLY APPROVED BPA# 31300030780 FOR SAND CLAY, STONE, TOPSOIL, ETC NEEDED DURING WATER RESOURCE CONSTRUCTION OPERATIONS FOR THE PERIOD OF JUNE 2022	1,600.00	
	31300030880	7/1/2022				BLANKET PURCHASE AGREEMENT TO PROCESS PAY APPLICATIONS FOR PREVIOUSLY APPROVED BPA# 31300030780 FOR SAND CLAY, STONE, TOPSOIL, ETC NEEDED DURING WATER RESOURCE CONSTRUCTION OPERATIONS FOR THE PERIOD OF JUNE 2022	1,856.00	
	31300030880	7/1/2022				BLANKET PURCHASE AGREEMENT TO PROCESS PAY APPLICATIONS FOR PREVIOUSLY APPROVED BPA# 31300030780 FOR SAND CLAY, STONE, TOPSOIL, ETC NEEDED DURING WATER RESOURCE CONSTRUCTION OPERATIONS FOR THE PERIOD OF JUNE 2022	464.00	
PO 31300030880 Total							29,764.29	
MCDONALD MATERIALS, INC.	31300031251	7/19/2022				BLANKET FOR MCDONALD MATERIALS FOR PURCHASING ROCK, SAND AND OTHER MATERICALS FOR MAINTAINING SUBSTATIONS.	10,000.00	
PO 31300031251 Total							10,000.00	
MCDONALD MATERIALS, INC. Total							39,764.29	
Supplier Name	PO Number	PO Date	PO Qty	Avg Unit Price	UOM	Item Description	PO Amount	Department
MEADOW CREEK POWER CONSULTANTS	31300031168	7/13/2022				MEADOW CREEK CONSULTING AND OBERSERVATION SERVICES OF UTILITY CONTRACTORS	34,851.05	
PO 31300031168 Total							34,851.05	
MEADOW CREEK POWER CONSULTANTS Total							34,851.05	
Supplier Name	PO Number	PO Date	PO Qty	Avg Unit Price	UOM	Item Description	PO Amount	Department
MEDCOM BENEFIT SOLUTIONS	31300031200	7/15/2022				MEDCOM (ACA) SERVICE AGREEMMENT YEAR 1/3 FOR THE HEALTH COST BENEFITS (0910)	6,790.00	
PO 31300031200 Total							6,790.00	
MEDCOM BENEFIT SOLUTIONS Total							6,790.00	
Supplier Name	PO Number	PO Date	PO Qty	Avg Unit Price	UOM	Item Description	PO Amount	Department
MEGAPORT (USA), INC.	31300031390	7/28/2022				BLANKET PURCHASE ORDER FOR MONTHLY MEGAPORT SUBSCRIPTION SERVICES.	13,000.00	
PO 31300031390 Total							13,000.00	
MEGAPORT (USA), INC. Total							13,000.00	

Purchase Order Detail Report

Supplier Name	PO Number	PO Date	PO Qty	Avg Unit Price	UOM	Item Description	PO Amount	Department
MERITECH, INC.	31300031124	7/12/2022				SERVICE AGREEMENT TO PROVIDE LABORATORY SERVICES FOR THE CROSS CREEK AND ROCKFISH WRF TO INCLUDE LONG TERM MONITORING, IOASSAYS, TKN, LOW LEVEL MERCURY AND OTHER SPECIALIZED TESTING FOR FY23	24,000.00	
							PO 31300031124 Total	24,000.00
							MERITECH, INC. Total	24,000.00

Supplier Name	PO Number	PO Date	PO Qty	Avg Unit Price	UOM	Item Description	PO Amount	Department
MICROSOFT CORPORATION	31300031032	7/8/2022				MICROSOFT - BLANKET PO FOR AZURE DEVOPS THRU 6.30.2023	50,000.00	
							PO 31300031032 Total	50,000.00
							MICROSOFT CORPORATION Total	50,000.00

Supplier Name	PO Number	PO Date	PO Qty	Avg Unit Price	UOM	Item Description	PO Amount	Department
MIDDLE CAPE FEAR BASIN ASSOCIATION	31300030906	7/5/2022				ANNUAL MEMBERSHIP DUES FOR THE MIDDLE CAPE FEAR BASIN ASSOCIATION JULY 1, 2022 - JUNE 30, 2023 FOR CROSS CREEK WRF, ROCKFISH CREEK WRF & PO HOFFER WTP.	53,640.65	
							PO 31300030906 Total	53,640.65
							MIDDLE CAPE FEAR BASIN ASSOCIATION Total	53,640.65

Supplier Name	PO Number	PO Date	PO Qty	Avg Unit Price	UOM	Item Description	PO Amount	Department
MOODY'S INVESTORS SERVICE	31300031338	7/25/2022				INFRASTRUCTURE UTILITIES, ANNUAL MONITORING FEE FOR PERIOD 12/1/22-11/30/23 (FUND 002)	8,500.00	
	31300031338	7/25/2022				INFRASTRUCTURE UTILITIES, ANNUAL MONITORING FEE FOR PERIOD 12/1/22-11/30/23 (FUND 001)	8,500.00	
							PO 31300031338 Total	17,000.00
							MOODY'S INVESTORS SERVICE Total	17,000.00

Supplier Name	PO Number	PO Date	PO Qty	Avg Unit Price	UOM	Item Description	PO Amount	Department
MOORMAN, KIZER & REITZEL, INC.	31300030885	7/1/2022				YEAR 1 OF 3 BLANKET PURCHASE AGREEMENT TO PROCESS PAY APPLICATIONS FOR PREVIOUSLY APPROVED BPA#31300029580 FOR ON-CALL ENGINEERING SURVEYING SERVICES FOR ELECTRIC TRANSMISSION &/OR DISTRIBUTION EASEMENT VERIFICATIONS/ACQUISITIONS FOR FY22	35,762.94	
							PO 31300030885 Total	35,762.94
							MOORMAN, KIZER & REITZEL, INC. Total	35,762.94

Supplier Name	PO Number	PO Date	PO Qty	Avg Unit Price	UOM	Item Description	PO Amount	Department
MOTOROLA SOLUTIONS,	31300031143	7/12/2022				MOTOROLA - (2) APX6000 RADIOS W/ ACCESSORIES - DAVID	9,434.34	

Purchase Order Detail Report

Supplier Name	PO Number	PO Date	PO Qty	Avg Unit Price	UOM	Item Description	PO Amount	Department
INC.						DESCHAMPS		
							PO 31300031143 Total	9,434.34
							MOTOROLA SOLUTIONS, INC. Total	9,434.34
Supplier Name	PO Number	PO Date	PO Qty	Avg Unit Price	UOM	Item Description	PO Amount	Department
MSC INDUSTRIAL SUPPLY CO., INC	31300030922	7/5/2022				Blanket PO for PARTS from MSC INDUSTRIAL SUPPLY CO. 0152.640020	3,200.00	
							PO 31300030922 Total	3,200.00
							MSC INDUSTRIAL SUPPLY CO., INC Total	3,200.00
Supplier Name	PO Number	PO Date	PO Qty	Avg Unit Price	UOM	Item Description	PO Amount	Department
MVA DIAGNOSTICS	31300031152	7/13/2022				Oil and dissolved gas testing and analysis for Substations and POD transformer and regulators	20,000.00	
							PO 31300031152 Total	20,000.00
MVA DIAGNOSTICS	31300031213	7/15/2022				Oil and dissolved gas testing and analysis for Apparatus Repair Shop	3,500.00	
							PO 31300031213 Total	3,500.00
							MVA DIAGNOSTICS Total	23,500.00
Supplier Name	PO Number	PO Date	PO Qty	Avg Unit Price	UOM	Item Description	PO Amount	Department
MYTHICS, INC.	31300031065	7/11/2022				MYTHICS - ORACLE OCI RENEWAL THRU 6/30/2023 CONTRACT#108233-02 // MONTHLY IN ARREARS // QT# 060922	570,642.00	
							PO 31300031065 Total	570,642.00
MYTHICS, INC.	31300031321	7/21/2022				MYTHICS - HCM 49 MONTH EXPANSION (END DATE 4-13-2026). PO#1 (31300030555 \$12,061.71) THIS REQUEST IS FOR PO#2 \$122,339.87.	122,339.87	
							PO 31300031321 Total	122,339.87
MYTHICS, INC.	31300031346	7/25/2022				MYTHICS - ANNUAL ORACLE LICENSING SUPPORT FY 23	1,479,346.36	
							PO 31300031346 Total	1,479,346.36
MYTHICS, INC.	31300031395	7/28/2022				MYTHICS - ORACLE CLOUD SUBSCRIPTIONS: FPW-HCMExp-030422 // CONTRACT: #180233-022 // CLOUD SERVICE QIA NET 30	179,204.03	
							PO 31300031395 Total	179,204.03
							MYTHICS, INC. Total	2,351,532.26
Supplier Name	PO Number	PO Date	PO Qty	Avg Unit Price	UOM	Item Description	PO Amount	Department
N.C. STATE UNIVERSITY- 08831	31300031269	7/20/2022				SERVICE AGREEMENT NCSU AND MEMORANDUM OF UNDERSTANDING FOR CONSULTING SERVICES FROM THE SBDTC AS NEEDED THRU 6 30 2023	10,000.00	
							PO 31300031269 Total	10,000.00
							N.C. STATE UNIVERSITY-08831 Total	10,000.00

Purchase Order Detail Report

Supplier Name	PO Number	PO Date	PO Qty	Avg Unit Price	UOM	Item Description	PO Amount	Department
NATURCHEM, INC.	31300031185	7/14/2022				VEGETATION MANAGEMENT FOR ROCKFISH PLANT	1,650.00	
	31300031185	7/14/2022				VEGETATION MANAGEMENT FOR BUTLER WARNER PLANT AND CSX RAIL LINE AND FENCE	5,000.00	
	31300031185	7/14/2022				VEGETATION MANAGEMENT FOR 33 SUBSTATIONS AND 12 INDUSTRIAL SUBSTATIONS	7,350.00	
	31300031185	7/14/2022				VEGETATION MANAGEMENT FOR PO HOFFER GENERATOR SITE, WATER INTAKE AREA (RIP-RAP AT RIVER)	1,100.00	
	31300031185	7/14/2022				VEGETATION MANAGEMENT FOR WAREHOUSE YARDS 1&2 AND KING STREET POLE YARD & NEW POLE YARD	6,250.00	
	31300031185	7/14/2022				VEGETATION MANAGEMENT FOR NINE (9) ELECTRIC LINE MOTOR OPERATOR SITES	1,250.00	
PO 31300031185 Total							22,600.00	
NATURCHEM, INC. Total							22,600.00	

Supplier Name	PO Number	PO Date	PO Qty	Avg Unit Price	UOM	Item Description	PO Amount	Department
NAVEX GLOBAL, INC	31300031038	7/8/2022				NAVEX RENEWAL SUBSCRIPTION - HOTLINE - ETHICSPPOINT IM FOUNDATION - ANNUAL PUB (0355)	6,296.79	
PO 31300031038 Total							6,296.79	
NAVEX GLOBAL, INC Total							6,296.79	

Supplier Name	PO Number	PO Date	PO Qty	Avg Unit Price	UOM	Item Description	PO Amount	Department
NC DEQ	31300031345	7/25/2022				2023 NC Wastewater/Groundwater Laboratory Certification Fees	2,295.00	
PO 31300031345 Total							2,295.00	
NC DEQ Total							2,295.00	

Supplier Name	PO Number	PO Date	PO Qty	Avg Unit Price	UOM	Item Description	PO Amount	Department
NCDEQ-DIVISION OF WATER RESOURCES	31300031119	7/12/2022				ANNUAL PERMIT (NC0050105) RENEWAL FOR ROCKFISH CREEK WRF	3,440.00	
PO 31300031119 Total							3,440.00	
NCDEQ-DIVISION OF WATER RESOURCES	31300031162	7/13/2022				Cost Share Agreement With NCDEQ Aquatic Weed Control Program for Herbicide Treatment of Hydrilla in Mintz Pond and Brazilian Elodea in BMP17 and Fall Survey in Mintz Pond.	4,950.00	
PO 31300031162 Total							4,950.00	
NCDEQ-DIVISION OF WATER RESOURCES Total							8,390.00	

Supplier Name	PO Number	PO Date	PO Qty	Avg Unit Price	UOM	Item Description	PO Amount	Department
NCWTFO CERTIFICATION BOARD	31300031109	7/11/2022				NCWTFOCB - Kenny Hart - Check to pay Distribution C Exams - \$50 - Exam Fee x 8 Employees = \$400. - CJ 7/6/22	400.00	
PO 31300031109 Total							400.00	
NCWTFO CERTIFICATION BOARD Total							400.00	

Purchase Order Detail Report

Supplier Name	PO Number	PO Date	PO Qty	Avg Unit Price	UOM	Item Description	PO Amount	Department
NDUSTRIAL.IO, INC.	31300031343	7/25/2022				CONTINUATION OF COINCIDENT PEAK SUBSCRIPTION SERVICE.	1,500.00	
							PO 31300031343 Total	1,500.00
							NDUSTRIAL.IO, INC. Total	1,500.00

Supplier Name	PO Number	PO Date	PO Qty	Avg Unit Price	UOM	Item Description	PO Amount	Department
NELSON OIL COMPANY, INC.	31300031100	7/11/2022	2	274.29	EACH	PRE-FILTER, S/T OIL FILTRATION SYSTEM, PN# HP101L36-6	548.58	
	31300031100	7/11/2022	10	344.66	EACH	COALESCER FILTER, S/T OIL FILTRATION SYSTEM, PN# HPQK2G	3,446.60	
	31300031100	7/11/2022	6	253.98	EACH	SEPARATOR FILTER, S/T OIL FILTRATION SYSTEM, PN# HPQK3P-3M	1,523.88	
	31300031100	7/11/2022	2	274.29	EACH	POLISHING FILTER, S/T OIL FILTRATION SYSTEM, PN# HP101L36-3	548.58	
							PO 31300031100 Total	6,067.64
							NELSON OIL COMPANY, INC. Total	6,067.64

Supplier Name	PO Number	PO Date	PO Qty	Avg Unit Price	UOM	Item Description	PO Amount	Department
NEWGEN STRATEGIES AND SOLUTIONS, LLC	31300031341	7/25/2022				SERVICE AGREEMENT FIRST AMENDMENT NEWGEN STRATEGIES FOR WATER AND ELECTRIC AMI REPORTING THRU JUNE 30 2023	20,000.00	
							PO 31300031341 Total	20,000.00
							NEWGEN STRATEGIES AND SOLUTIONS, LLC Total	20,000.00

Supplier Name	PO Number	PO Date	PO Qty	Avg Unit Price	UOM	Item Description	PO Amount	Department
NORTH CAROLINA 811, INC	31300031085	7/11/2022				FY23 for NC811-One Call Monthly User Fee for the period July 2022 through June 2023 for WRC per Chris Rainey. Total = \$18,000. CJ 7/7/22	18,000.00	
							PO 31300031085 Total	18,000.00
NORTH CAROLINA 811, INC	31300031197	7/14/2022				NORTH CAROLINA 811, INC. MONTHLY ONE-CALL USER FEE.	20,000.00	
							PO 31300031197 Total	20,000.00
							NORTH CAROLINA 811, INC Total	38,000.00

Supplier Name	PO Number	PO Date	PO Qty	Avg Unit Price	UOM	Item Description	PO Amount	Department
NORTH CAROLINA EASTERN MUNICIPAL POWER AGENCY	31300031347	7/25/2022				NORTH CAROLINA EASTERN MUNCIPAL POWER AGENCY 2022 RECs THRU JULY 31 2022	270,000.00	
							PO 31300031347 Total	270,000.00
							NORTH CAROLINA EASTERN MUNICIPAL POWER AGENCY Total	270,000.00

Supplier Name	PO Number	PO Date	PO Qty	Avg Unit Price	UOM	Item Description	PO Amount	Department
NORTH CAROLINA WATER QUALITY	31300030966	7/7/2022				ANNUAL DUES FOR PWC'S MEMBERSHIP IN THE NC WATER QUALITY ASSOCIATION'S DRINKING WATER COMMITTEE	7,452.97	

Purchase Order Detail Report

Supplier Name	PO Number	PO Date	PO Qty	Avg Unit Price	UOM	Item Description	PO Amount	Department
ASSOCIATION								
						PO 31300030966 Total	7,452.97	
NORTH CAROLINA WATER QUALITY ASSOCIATION	31300031118	7/12/2022				ANNUAL MEMBERSHIP DUES IN THE NORTH CAROLINA WATER QUALITY ASSOCIATION FOR JULY 1, 2022 THROUGH JUNE 30, 2023	15,347.00	
						PO 31300031118 Total	15,347.00	
						NORTH CAROLINA WATER QUALITY ASSOCIATION Total	22,799.97	

Supplier Name	PO Number	PO Date	PO Qty	Avg Unit Price	UOM	Item Description	PO Amount	Department
NORTHERN SAFETY & INDUSTRIAL CO.,INC.	31300031095	7/11/2022	17	2.69	PR	GLASSES, SAFETY, CLEAR	45.73	
						PO 31300031095 Total	45.73	
						NORTHERN SAFETY & INDUSTRIAL CO.,INC. Total	45.73	

Supplier Name	PO Number	PO Date	PO Qty	Avg Unit Price	UOM	Item Description	PO Amount	Department
O'REILLY AUTO PARTS	31300030934	7/5/2022				Blanket PO for PARTS from O'REILLY AUTO PARTS 0152.640020	4,500.00	
						PO 31300030934 Total	4,500.00	
						O'REILLY AUTO PARTS Total	4,500.00	

Supplier Name	PO Number	PO Date	PO Qty	Avg Unit Price	UOM	Item Description	PO Amount	Department
OLTRIN SOLUTIONS, LLC	31300030892	7/1/2022				BLANKET PURCHASE ORDER FOR SODIUM HYPOCHLORITE FOR THE GLENNVILLE LAKE WTP FOR THE PERIOD OF JULY 2022 THROUGH JUNE 2023	115,000.00	
	31300030892	7/1/2022				BLANKET PURCHASE ORDER FOR SODIUM HYPOCHLORITE FOR THE PO HOFFER WTP FOR THE PERIOD OF JULY 2022 THROUGH JUNE 2023	168,000.00	
						PO 31300030892 Total	283,000.00	
OLTRIN SOLUTIONS, LLC	31300030907	7/5/2022				BLANKET PURCHASE ORDER FOR SODIUM HYPOCHLORITE FOR THE ROCKFISH CREEK WTF FOR THE PERIOD OF JULY 2022 THROUGH JUNE 2023	125,000.00	
	31300030907	7/5/2022				BLANKET PURCHASE ORDER FOR SODIUM HYPOCHLORITE FOR THE CROSS CREEK WTF FOR THE PERIOD OF JULY 2022 THROUGH JUNE 2023	80,000.00	
						PO 31300030907 Total	205,000.00	
						OLTRIN SOLUTIONS, LLC Total	488,000.00	

Supplier Name	PO Number	PO Date	PO Qty	Avg Unit Price	UOM	Item Description	PO Amount	Department
OMEGA RAIL MANAGEMENT	31300031002	7/7/2022				OMEGA RAIL MGT. ANNUAL ENCROACHMENT FEE FOR QUOTE# 22-8744 110KV ELECTRIC LINE FOR THE PERIOD 7 6 22 THRU 7 5 23	2,645.91	
						PO 31300031002 Total	2,645.91	

Purchase Order Detail Report

Supplier Name	PO Number	PO Date	PO Qty	Avg Unit Price	UOM	Item Description	PO Amount	Department
OMEGA RAIL MANAGEMENT Total							2,645.91	

Supplier Name	PO Number	PO Date	PO Qty	Avg Unit Price	UOM	Item Description	PO Amount	Department
ONSOLVE, LLC	31300031246	7/19/2022				CODE RED NOTIFICATION SERVICES FOR FY23	24,262.32	
PO 31300031246 Total							24,262.32	
ONSOLVE, LLC Total							24,262.32	

Supplier Name	PO Number	PO Date	PO Qty	Avg Unit Price	UOM	Item Description	PO Amount	Department
OPEN SYSTEMS INTERNATIONAL, INC	31300031327	7/22/2022				2022 MONARCH SUPPORT RENEWAL. SUPPORT PERIOD JUL 29 2022 THROUGH JUL 28 2023.	60,840.00	
PO 31300031327 Total							60,840.00	
OPEN SYSTEMS INTERNATIONAL, INC Total							60,840.00	

Supplier Name	PO Number	PO Date	PO Qty	Avg Unit Price	UOM	Item Description	PO Amount	Department
ORACLE AMERICA, INC.	31300031410	7/29/2022				BLANKET PURCHASE ORDER FOR ORACLE. CLOUDWORLD, CONFERENCE (LAS VEGAS, NEVADA) 0355	3,198.00	
PO 31300031410 Total							3,198.00	
ORACLE AMERICA, INC. Total							3,198.00	

Supplier Name	PO Number	PO Date	PO Qty	Avg Unit Price	UOM	Item Description	PO Amount	Department
PARKER POE ADAMS & BERNSTEIN	31300031298	7/21/2022				BLANKET PURCHASE AGREEMENT# TO PROCESS PAY APPLICATIONS FOR BRCO CONDEMNATIONS FOR PROPERTIES AS NEEDED	5,577.04	
	31300031298	7/21/2022				BLANKET PURCHASE AGREEMENT# TO PROCESS PAY APPLICATIONS FOR BRCO CONDEMNATIONS FOR PROPERTIES AS NEEDED	1,859.01	
PO 31300031298 Total							7,436.05	
PARKER POE ADAMS & BERNSTEIN Total							7,436.05	

Supplier Name	PO Number	PO Date	PO Qty	Avg Unit Price	UOM	Item Description	PO Amount	Department
PAYSCALE, INC	31300031214	7/15/2022				PAYSCALE SUBSCRIPTION AGREEMENT YEAR 1/3. INSIGHT LAB CATALYZE 500-749 EES 4-9 SURVEY - BUNDLED (0355)	33,450.00	
PO 31300031214 Total							33,450.00	
PAYSCALE, INC Total							33,450.00	

Supplier Name	PO Number	PO Date	PO Qty	Avg Unit Price	UOM	Item Description	PO Amount	Department
PBMARES, LLP	31300031281	7/20/2022				PBMARES LLP AUDIT SERVICES - PROVIDED IN FY23	33,000.00	

Purchase Order Detail Report

Supplier Name	PO Number	PO Date	PO Qty	Avg Unit Price	UOM	Item Description	PO Amount	Department
						PO 31300031281 Total	33,000.00	
						PBMARES, LLP Total	33,000.00	

Supplier Name	PO Number	PO Date	PO Qty	Avg Unit Price	UOM	Item Description	PO Amount	Department
PENCCO, INC.	31300030893	7/1/2022				BLANKET PURCHASE ORDER FOR FERRIC SULFATE LIQUID FOR THE PO HOFFER WTP FOR THE PERIOD OF JULY 2022 THROUGH JUNE 2023	1,600,000.00	
	31300030893	7/1/2022				BLANKET PURCHASE ORDER FOR FERRIC SULFATE LIQUID FOR THE GLENVILLE LAKE WTP FOR THE PERIOD OF JULY 2022 THROUGH JUNE 2023.	460,000.00	
						PO 31300030893 Total	2,060,000.00	
PENCCO, INC.	31300030895	7/1/2022				BLANKET PURCHASE ORDER FOR FLUOROSILICIC ACID FOR THE GLENVILLE LAKE WTP FOR THE PERIOD OF JULY 2022 THROUGH JUNE 2023.	17,000.00	
	31300030895	7/1/2022				BLANKET PURCHASE ORDER FOR FLUOROSILICIC ACID FOR THE PO HOFFER WTP FOR THE PERIOD OF JULY 2022 THROUGH JUNE 2023	37,000.00	
						PO 31300030895 Total	54,000.00	
						PENCCO, INC. Total	2,114,000.00	

Supplier Name	PO Number	PO Date	PO Qty	Avg Unit Price	UOM	Item Description	PO Amount	Department
PERFORMANCE FORD - CLINTON	31300031136	7/12/2022				STATE CONTRACT 2022 FORD RANGER - REPLACEMENT FOR 498 - DEPARTMENT 0652 - FY 2023 BUDGET	28,097.43	
						PO 31300031136 Total	28,097.43	
						PERFORMANCE FORD - CLINTON Total	28,097.43	

Supplier Name	PO Number	PO Date	PO Qty	Avg Unit Price	UOM	Item Description	PO Amount	Department
PHILLIPS TOWING SERVICE, INC.	31300031057	7/8/2022				Blanket PO for Outsourced vehicle towing from Phillips Towing	15,000.00	
						PO 31300031057 Total	15,000.00	
						PHILLIPS TOWING SERVICE, INC. Total	15,000.00	

Supplier Name	PO Number	PO Date	PO Qty	Avg Unit Price	UOM	Item Description	PO Amount	Department
PIKE ELECTRIC, LLC	31300030886	7/1/2022				PAY APPLICATION FOR PAYMENT OF INVOICES UNDER PREVIOUSLY APPROVED BPA 31300028665 FOR MISC. ELECTRICAL UTILITY SERVICES	6,758.32	
	31300030886	7/1/2022				PAY APPLICATION FOR PAYMENT OF INVOICES UNDER PREVIOUSLY APPROVED BPA 31300028665 FOR MISC. ELECTRICAL UTILITY SERVICES	438.80	
	31300030886	7/1/2022				PAY APPLICATION FOR PAYMENT OF INVOICES UNDER	12,015.31	

Purchase Order Detail Report

Supplier Name	PO Number	PO Date	PO Qty	Avg Unit Price	UOM	Item Description	PO Amount	Department
						PREVIOUSLY APPROVED BPA 31300028665 FOR MISC. ELECTRICAL UTILITY SERVICES		
	31300030886	7/1/2022				PAY APPLICATION FOR PAYMENT OF INVOICES UNDER PREVIOUSLY APPROVED BPA 31300028665 FOR MISC. ELECTRICAL UTILITY SERVICES	10,512.48	
	31300030886	7/1/2022				PAY APPLICATION FOR PAYMENT OF INVOICES UNDER PREVIOUSLY APPROVED BPA 31300028665 FOR MISC. ELECTRICAL UTILITY SERVICES	15,039.20	
	31300030886	7/1/2022				PAY APPLICATION FOR PAYMENT OF INVOICES UNDER PREVIOUSLY APPROVED BPA 31300028665 FOR MISC. ELECTRICAL UTILITY SERVICES	12,972.80	
	31300030886	7/1/2022				PAY APPLICATION FOR PAYMENT OF INVOICES UNDER PREVIOUSLY APPROVED BPA 31300028665 FOR MISC. ELECTRICAL UTILITY SERVICES	8,907.82	
	31300030886	7/1/2022				PAY APPLICATION FOR PAYMENT OF INVOICES UNDER PREVIOUSLY APPROVED BPA 31300028665 FOR MISC. ELECTRICAL UTILITY SERVICES	523.44	
	31300030886	7/1/2022				PAY APPLICATION FOR PAYMENT OF INVOICES UNDER PREVIOUSLY APPROVED BPA 31300028665 FOR MISC. ELECTRICAL UTILITY SERVICES	12,972.80	
	31300030886	7/1/2022				PAY APPLICATION FOR PAYMENT OF INVOICES UNDER PREVIOUSLY APPROVED BPA 31300028665 FOR MISC. ELECTRICAL UTILITY SERVICES	1,089.20	
	31300030886	7/1/2022				PAY APPLICATION FOR PAYMENT OF INVOICES UNDER PREVIOUSLY APPROVED BPA 31300028665 FOR MISC. ELECTRICAL UTILITY SERVICES	8,057.34	
	31300030886	7/1/2022				PAY APPLICATION FOR PAYMENT OF INVOICES UNDER PREVIOUSLY APPROVED BPA 31300028665 FOR MISC. ELECTRICAL UTILITY SERVICES	13,016.60	
	31300030886	7/1/2022				PAY APPLICATION FOR PAYMENT OF INVOICES UNDER PREVIOUSLY APPROVED BPA 31300028665 FOR MISC. ELECTRICAL UTILITY SERVICES	10,627.20	
	31300030886	7/1/2022				PAY APPLICATION FOR PAYMENT OF INVOICES UNDER PREVIOUSLY APPROVED BPA 31300028665 FOR MISC. ELECTRICAL UTILITY SERVICES	10,894.28	
							PO 31300030886 Total	123,825.59
						PIKE ELECTRIC, LLC Total	123,825.59	

Supplier Name	PO Number	PO Date	PO Qty	Avg Unit Price	UOM	Item Description	PO Amount	Department
PITNEY BOWES INC. RESERVE ACCOUNT	31300031154	7/13/2022				POSTAGE FOR MAIL MACHINE FOR FY23	25,000.00	
PO 31300031154 Total							25,000.00	
PITNEY BOWES INC. RESERVE ACCOUNT Total							25,000.00	

Purchase Order Detail Report

Supplier Name	PO Number	PO Date	PO Qty	Avg Unit Price	UOM	Item Description	PO Amount	Department
POTTER OIL AND TIRE COMPANY, INC.	31300031010	7/7/2022				Blanket PO for Diesel and Unleaded Fuel from Potter Oil Co.	60,000.00	
							PO 31300031010 Total	60,000.00
							POTTER OIL AND TIRE COMPANY, INC. Total	60,000.00

Supplier Name	PO Number	PO Date	PO Qty	Avg Unit Price	UOM	Item Description	PO Amount	Department
POWERS-SWAIN CHEVROLET, INC.	31300030939	7/6/2022				Blanket PO for PARTS/SUPPLIES from POWERS SWAIN 0152.640020	5,000.00	
							PO 31300030939 Total	5,000.00
							POWERS-SWAIN CHEVROLET, INC. Total	5,000.00

Supplier Name	PO Number	PO Date	PO Qty	Avg Unit Price	UOM	Item Description	PO Amount	Department
POWERSECURE SERVICE INC	31300030910	7/5/2022				RENTAL FEES FOR STANDBY GENERATOR UNIT IN ORDER TO ENSURE CONTINUED NPDES PERMIT COMPLIANCE IN CASE OF UTILITY POWER LOSS AT THE ROCKFISH CREEK WRF FOR THE ESTIMATED PERIOD JULY 2022 THROUGH SEPTEMBER 2022	110,000.00	
							PO 31300030910 Total	110,000.00
POWERSECURE SERVICE INC	31300030970	7/7/2022				RENTAL FEES FOR STANDBY GENERATOR UNIT IN ORDER TO ENSURE CONTINUED NPDES PERMIT COMPLIANCE IN CASE OF UTILITY POWER LOSS AT THE P.O. HOFFER WTP FOR THE ESTIMATED PERIOD JULY 2022 THROUGH JUNE 2023.	235,079.00	
							PO 31300030970 Total	235,079.00
							POWERSECURE SERVICE INC Total	345,079.00

Supplier Name	PO Number	PO Date	PO Qty	Avg Unit Price	UOM	Item Description	PO Amount	Department
POYNER & SPRUILL LLP	31300031232	7/18/2022				POYNER SPRUILL SERVICE AGREEMENT (BLALNKR PURCHASE ORDER) FOR COVID LEGAL SERVICES (0355)	5,000.00	
	31300031232	7/18/2022				POYNER SPRUILL SERVICE AGREEMENT (BLALNKR PURCHASE ORDER) FOR EMPLOYMENT LAW SERVICES (0355)	25,000.00	
							PO 31300031232 Total	30,000.00
							POYNER & SPRUILL LLP Total	30,000.00

Supplier Name	PO Number	PO Date	PO Qty	Avg Unit Price	UOM	Item Description	PO Amount	Department
PREMIER MAGNESIA, LLC	31300030908	7/5/2022				BLANKET PURCHASE ORDER FOR MAGNESIUM HYDROXIDE FOR THE ROCKFISH CREEK WTF FOR THE PERIOD OF JULY 2022 THROUGH JUNE 2023.	300,000.00	
	31300030908	7/5/2022				BLANKET PURCHASE ORDER FOR MAGNESIUM HYDROXIDE FOR THE CROSS CREEK WTF FOR THE PERIOD OF JULY 2022 THROUGH JUNE 2023	320,000.00	
							PO 31300030908 Total	620,000.00

Purchase Order Detail Report

Supplier Name	PO Number	PO Date	PO Qty	Avg Unit Price	UOM	Item Description	PO Amount	Department
PREMIER MAGNESIA, LLC Total							620,000.00	

Supplier Name	PO Number	PO Date	PO Qty	Avg Unit Price	UOM	Item Description	PO Amount	Department
PRESTAGE AGENERGY OPERATIONS	31300031212	7/15/2022				Poultry RECs	210,000.00	
PO 31300031212 Total							210,000.00	
PRESTAGE AGENERGY OPERATIONS Total							210,000.00	

Supplier Name	PO Number	PO Date	PO Qty	Avg Unit Price	UOM	Item Description	PO Amount	Department
QUALITY CONCRETE CO.,INC.	31300030887	7/1/2022				PAY APPLICATION FOR PREVIOUSLY APPROVED BPA 31300028237 FOR WHOLESALE CONCRETE FOR ELECTRICAL CONSTRUCTION DEPARTMENT	1,423.00	
PO 31300030887 Total							1,423.00	
QUALITY CONCRETE CO.,INC. Total							1,423.00	

Supplier Name	PO Number	PO Date	PO Qty	Avg Unit Price	UOM	Item Description	PO Amount	Department
QUALITY TOWING & RECOVERY, INC	31300031075	7/11/2022				Blanket PO for towing service by Quality Towing 0153	3,000.00	
PO 31300031075 Total							3,000.00	
QUALITY TOWING & RECOVERY, INC Total							3,000.00	

Supplier Name	PO Number	PO Date	PO Qty	Avg Unit Price	UOM	Item Description	PO Amount	Department
RGRID POWER PLLC	31300031150	7/13/2022				SERVICE AGREEMENT RGRID POWER FOR NC DOT PROJECT U-5798A GILLIS HILL RD WIDENING	7,332.00	
PO 31300031150 Total							7,332.00	
RGRID POWER PLLC Total							7,332.00	

Supplier Name	PO Number	PO Date	PO Qty	Avg Unit Price	UOM	Item Description	PO Amount	Department
RIVER CITY CONSTRUCTION INC	31300031242	7/19/2022				PAY APPLICATIONS UNDER PREVIOUSLY APPROVED BPA31300031130 FOR ANNUAL CONTRACT FOR OVERHEAD ELECTRIC DISTRIBUTION CONSTRUCTION SERVICES FOR JULY 2022 THROUGH JUNE 2023	17,415.00	
PO 31300031242 Total							17,415.00	
RIVER CITY CONSTRUCTION INC	31300031275	7/20/2022				PAY APPLICATIONS UNDER PREVIOUSLY APPROVED BPA31300031130 FOR ANNUAL CONTRACT FOR OVERHEAD ELECTRIC DISTRIBUTION CONSTRUCTION SERVICES FOR JULY 2022 THROUGH JUNE 2023	15,480.00	
PO 31300031275 Total							15,480.00	

Purchase Order Detail Report

Supplier Name	PO Number	PO Date	PO Qty	Avg Unit Price	UOM	Item Description	PO Amount	Department
RIVER CITY CONSTRUCTION INC	31300031375	7/27/2022				PAY APPLICATIONS UNDER PREVIOUSLY APPROVED BPA31300031130 FOR ANNUAL CONTRACT FOR OVERHEAD ELECTRIC DISTRIBUTION CONSTRUCTION SERVICES FOR JULY 2022 THROUGH JUNE 2023	967.50	
PO 31300031375 Total							967.50	
RIVER CITY CONSTRUCTION INC Total							33,862.50	

Supplier Name	PO Number	PO Date	PO Qty	Avg Unit Price	UOM	Item Description	PO Amount	Department
ROBINSON, BRADSHAW AND HINSON, P.A.	31300031326	7/22/2022				SERVICE AGREEMENT ROBINSON BRADSHAW HINSON PA FOR ENVIRONMENTAL LAW SERVICES AS NEEDED	60,000.00	
PO 31300031326 Total							60,000.00	
ROBINSON, BRADSHAW AND HINSON, P.A. Total							60,000.00	

Supplier Name	PO Number	PO Date	PO Qty	Avg Unit Price	UOM	Item Description	PO Amount	Department
ROCHESTER MIDLAND CORP	31300031093	7/11/2022	6	121.42	EACH	CLEANER,MULTI-PURPOSE,HIGH CONC,5 GAL.	728.52	
PO 31300031093 Total							728.52	
ROCHESTER MIDLAND CORP Total							728.52	

Supplier Name	PO Number	PO Date	PO Qty	Avg Unit Price	UOM	Item Description	PO Amount	Department
S&G SMITH CORPORATION	31300031102	7/11/2022	100	18.92	EACH	REBUILD KIT, GAS PURGE VLV 501-373, G/T'S	1,892.00	
PO 31300031102 Total							1,892.00	
S&G SMITH CORPORATION Total							1,892.00	

Supplier Name	PO Number	PO Date	PO Qty	Avg Unit Price	UOM	Item Description	PO Amount	Department
S.T. WOOTEN CORPORATION	31300031084	7/11/2022				FY23 Blanket for ST Wooten for the purchase of cold patch asphalt mix and liquified tack for paving operations. Total \$50,000 per Chris Rainey (Split 50/50 between 0620 & 0621). - CJ 7/7/22	50,000.00	
PO 31300031084 Total							50,000.00	
S.T. WOOTEN CORPORATION Total							50,000.00	

Supplier Name	PO Number	PO Date	PO Qty	Avg Unit Price	UOM	Item Description	PO Amount	Department
SAFETY PRODUCTS INC.	31300031094	7/11/2022	8	105.00	EACH	SIGN, "UTILITY WORK AHEAD", REFLECTIVE VINYL	840.00	
PO 31300031094 Total							840.00	
SAFETY PRODUCTS INC.	31300031204	7/15/2022				Safety Products - Tim Ramsey - Quote for safety materials needed for monthly calibration of gas monitors used in confined space entry. Total = \$1,483.03 - CJ 7/14/22	1,483.03	

Purchase Order Detail Report

Supplier Name	PO Number	PO Date	PO Qty	Avg Unit Price	UOM	Item Description	PO Amount	Department
						PO 31300031204 Total	1,483.03	
						SAFETY PRODUCTS INC. Total	2,323.03	

Supplier Name	PO Number	PO Date	PO Qty	Avg Unit Price	UOM	Item Description	PO Amount	Department
SAFFO CONTRACTORS, INC.	31300031373	7/27/2022				(SAFFO) BLASTING AND PAINTING THE RADIATOR FOR G/T2 MAJOR OVERHAUL.	21,950.00	
						PO 31300031373 Total	21,950.00	
						SAFFO CONTRACTORS, INC. Total	21,950.00	

Supplier Name	PO Number	PO Date	PO Qty	Avg Unit Price	UOM	Item Description	PO Amount	Department
SCHNEIDER ELECTRIC BUILDINGS AMERICAS INC.	31300031273	7/20/2022				PREVENTIVE MAINTENANCE ON HVAC SYSTEM FOR FLEET MAINTENANCE	2,576.00	
	31300031273	7/20/2022				PREVENTIVE MAINTENANCE FOR HVAC SYSTEM FOR RC WILLIAMS BUSINESS CENTER	9,532.00	
	31300031273	7/20/2022				PREVENTIVE MAINTENANCE FOR HVAC SYSTEM FOR ADMIN AND CUSTOMER SERVICE CENTER	12,880.00	
	31300031273	7/20/2022				PREVENTIVE MAINTENANCE FOR HVAC SYSTEM FOR OPERATIONS CENTER	19,620.00	
						PO 31300031273 Total	44,608.00	
						SCHNEIDER ELECTRIC BUILDINGS AMERICAS INC. Total	44,608.00	

Supplier Name	PO Number	PO Date	PO Qty	Avg Unit Price	UOM	Item Description	PO Amount	Department
SCHWEITZER ENGINEERING LABORATORIES, INC.	31300031193	7/14/2022	1	868.00	EACH	SCHWEITZER ENGINEERING LABORATORIES...(1) PART# 3622#0101 SEL-3622 SECURITY GATEWAY	868.00	
	31300031193	7/14/2022	1	168.00	EACH	SCHWEITZER ENGINEERING LABORATORIES...(1) PART# 93223XX..SEL-9322 15 VDC POWER SUPPLY	168.00	
						PO 31300031193 Total	1,036.00	
SCHWEITZER ENGINEERING LABORATORIES, INC.	31300031377	7/27/2022				WEB HMI, DYNAMIC DISTURBANCE RECORDER AND FILEO (s/n 1211410439)	2,941.40	
						PO 31300031377 Total	2,941.40	
						SCHWEITZER ENGINEERING LABORATORIES, INC. Total	3,977.40	

Supplier Name	PO Number	PO Date	PO Qty	Avg Unit Price	UOM	Item Description	PO Amount	Department
SCOTT'S BODY SHOP	31300031074	7/11/2022				Blanket PO for accident repairs by Scott's Body Shop 0153	3,000.00	
						PO 31300031074 Total	3,000.00	
						SCOTT'S BODY SHOP Total	3,000.00	

Purchase Order Detail Report

Supplier Name	PO Number	PO Date	PO Qty	Avg Unit Price	UOM	Item Description	PO Amount	Department
SECURE ACCESS SERVICES, LLC	31300031186	7/14/2022				PREVENTIVE MAINTENANCE ON THE NORTH & SOUTH COMMISSION DRIVE GATES, PUBLIC WORKS DRIVE GATE, AND THE EMPLOYEE GATE SOUTH, AND ALL PLANTS FOR THE PERIOD: JULY 1, 2022 TO JUNE 30, 2023	2,760.00	
	31300031186	7/14/2022				PREVENTIVE MAINTENANCE ON THE GATES AT BUTLER WARNER PLANT	488.00	
	31300031186	7/14/2022				PREVENTIVE MAINTENANCE ON THE GATES AT ROCKFISH PLANT	488.00	
	31300031186	7/14/2022				PREVENTIVE MAINTENANCE ON THE GATES AT CROSS CREEK PLANT	488.00	
	31300031186	7/14/2022				PREVENTIVE MAINTENANCE ON THE GATES AT HOFFER PLANT	488.00	
	31300031186	7/14/2022				PREVENTIVE MAINTENANCE ON THE GATES AT GLENVILLE PLANT	488.00	
PO 31300031186 Total							5,200.00	
SECURE ACCESS SERVICES, LLC	31300031387	7/28/2022				SECURE ACCESS-REPLACEMENT OF TRUCK ROLLERS ON SOUTH COMMISSION DR GATE	1,520.47	
PO 31300031387 Total							1,520.47	
SECURE ACCESS SERVICES, LLC Total							6,720.47	

Supplier Name	PO Number	PO Date	PO Qty	Avg Unit Price	UOM	Item Description	PO Amount	Department
SELLERS CONCRETE FINISHING	31300031115	7/12/2022				PAY APPLICATIONS FOR PAYMENT OF INVOICES UNDER PREVIOUSLY APPROVED BPA #31300030940 FOR MISC ON-CALL CONCRETE WORK - W/R CONSTRUCTION FOR FY23 SERVICES.	1,137.64	
PO 31300031115 Total							1,137.64	
SELLERS CONCRETE FINISHING	31300031121	7/12/2022				PAY APPLICATIONS FOR PAYMENT OF INVOICES UNDER PREVIOUSLY APPROVED BPA #31300030940 FOR MISC ON-CALL CONCRETE WORK - W/R CONSTRUCTION FOR FY23 SERVICES.	1,501.45	
PO 31300031121 Total							1,501.45	
SELLERS CONCRETE FINISHING	31300031139	7/12/2022				PAY APPLICATIONS FOR PAYMENT OF INVOICES UNDER PREVIOUSLY APPROVED BPA #31300030940 FOR MISC ON-CALL CONCRETE WORK - W/R CONSTRUCTION FOR FY23 SERVICES.	1,143.93	
PO 31300031139 Total							1,143.93	
SELLERS CONCRETE FINISHING	31300031172	7/13/2022				PAY APPLICATIONS FOR PAYMENT OF INVOICES UNDER PREVIOUSLY APPROVED BPA #31300030940 FOR MISC ON-CALL CONCRETE WORK - W/R CONSTRUCTION FOR FY23 SERVICES.	1,195.67	
PO 31300031172 Total							1,195.67	
SELLERS CONCRETE FINISHING	31300031332	7/25/2022				PAY APPLICATIONS FOR PAYMENT OF INVOICES UNDER PREVIOUSLY APPROVED BPA #31300030940 FOR MISC ON-CALL CONCRETE WORK - W/R CONSTRUCTION FOR FY23 SERVICES.	1,182.99	
PO 31300031332 Total							1,182.99	
SELLERS CONCRETE FINISHING	31300031333	7/25/2022				PAY APPLICATIONS FOR PAYMENT OF INVOICES UNDER PREVIOUSLY APPROVED BPA #31300030940 FOR MISC ON-CALL CONCRETE WORK - W/R CONSTRUCTION FOR FY23 SERVICES.	1,240.59	
PO 31300031333 Total							1,240.59	
SELLERS CONCRETE FINISHING	31300031409	7/29/2022				PAY APPLICATIONS FOR PAYMENT OF INVOICES UNDER PREVIOUSLY APPROVED BPA #31300030940 FOR MISC ON-CALL	1,511.31	

Purchase Order Detail Report

Supplier Name	PO Number	PO Date	PO Qty	Avg Unit Price	UOM	Item Description	PO Amount	Department
						CONCRETE WORK - W/R CONSTRUCTION FOR FY23 SERVICES.		
							PO 31300031409 Total	1,511.31
							SELLERS CONCRETE FINISHING Total	8,913.58

Supplier Name	PO Number	PO Date	PO Qty	Avg Unit Price	UOM	Item Description	PO Amount	Department
SENSUS USA INC.	31300031110	7/12/2022	500	124.00	EACH	METER, SINGLE PHASE, STRATUS IQ 2S, BI-DIRECTIONAL	62,000.00	
							PO 31300031110 Total	62,000.00
SENSUS USA INC.	31300031233	7/18/2022				REQUEST FOR BLANKET PO - SENSUS AEM CONSULTING - AEM IS CALLED ON AN AS NEEDED BASIS TO ASSIST WITH RNI/SENSUS TROUBLESHOOTING OF TGB'S.	20,000.00	
							PO 31300031233 Total	20,000.00
SENSUS USA INC.	31300031243	7/19/2022				ANNUAL SaaS FEE TEST INSTANCE RNI (YEAR 2) COVERAGE FROM 7/1/2022 THROUGH 6/30/2023.	8,240.00	
							PO 31300031243 Total	8,240.00
SENSUS USA INC.	31300031282	7/20/2022				ANNUAL FEE SENSUS ANALYTICS VOLTAGE INSIGHT COVERAGE FROM 7/1/2022 THROUGH 6/30/2023.	5,245.00	
							PO 31300031282 Total	5,245.00
SENSUS USA INC.	31300031284	7/20/2022				ANNUAL FEE SENSUS ANALYTICS OUTAGE MANAGEMENT APP - COVERAGE FROM 7/1/22 THROUGH 6/30/23.	21,799.00	
							PO 31300031284 Total	21,799.00
SENSUS USA INC.	31300031319	7/21/2022				ANNUAL SaaS FEE PRODUCTION INSTANCE RNI (YEAR 2) COVERAGE FROM 7/1/2022 THROUGH 6/30/2023.	195,412.00	
							PO 31300031319 Total	195,412.00
							SENSUS USA INC. Total	312,696.00

Supplier Name	PO Number	PO Date	PO Qty	Avg Unit Price	UOM	Item Description	PO Amount	Department
SHEALY ELECTRICAL WHOLESALERS	31300031058	7/8/2022	30	1,708.00	EACH	POLE, FIBERGLASS, 35', SMOOTH, BLACK	51,240.00	
							PO 31300031058 Total	51,240.00
SHEALY ELECTRICAL WHOLESALERS	31300031194	7/14/2022	40	56.00	EACH	ELBOW,25 KV 200 A LOADBREAK,4/0 AL, 260 MILS	2,240.00	
							PO 31300031194 Total	2,240.00
SHEALY ELECTRICAL WHOLESALERS	31300031195	7/14/2022	130	38.65	EACH	CAP, INSULATING, W/GROUND, 25 KV	5,024.50	
							PO 31300031195 Total	5,024.50
SHEALY ELECTRICAL WHOLESALERS	31300031354	7/25/2022	22	204.56	EACH	JUNCTION, 25 KV LOADBREAK, 2-POSITION	4,500.32	
	31300031354	7/25/2022	145	4.99	EACH	FUSELINK, TYPE "S", 50 AMP	723.55	
	31300031354	7/25/2022	42	53.85	EACH	BUSHING, PARKING, 200 A LOADBREAK	2,261.70	
							PO 31300031354 Total	7,485.57
SHEALY ELECTRICAL WHOLESALERS	31300031379	7/27/2022	100	8.90	EACH	CONNECTOR, BRONZE TAP LUG, #6-250	890.00	
	31300031379	7/27/2022	500	0.90	EACH	CONNECTOR,PRL.GRVE.COMP.,#4-#4 CU	450.00	
	31300031379	7/27/2022	150	19.56	EACH	CONNECTOR, SUBMERS., SET-SCREW, #6-350	2,934.00	

Purchase Order Detail Report

Supplier Name	PO Number	PO Date	PO Qty	Avg Unit Price	UOM	Item Description	PO Amount	Department
						PO 31300031379 Total	4,274.00	
						SHEALY ELECTRICAL WHOLESALERS Total	70,264.07	

Supplier Name	PO Number	PO Date	PO Qty	Avg Unit Price	UOM	Item Description	PO Amount	Department
SHI- GOVERNMENT SOLUTIONS	31300031116	7/12/2022				SHI - RENEWAL ON GOLD SUPPORT - 9.17.22 THRU 9.16.2023	51,414.00	
						PO 31300031116 Total	51,414.00	
SHI- GOVERNMENT SOLUTIONS	31300031117	7/12/2022				SHI - CISCO UMBRELLA - 6.30.2022 THRU 7.31.2023	49,985.40	
						PO 31300031117 Total	49,985.40	
SHI- GOVERNMENT SOLUTIONS	31300031171	7/13/2022				SHI - METALLIC OFFICE 365 BACK UP // COMMVAULT BACK UP// 11.16.22 THRU 8.31.2024	40,342.50	
						PO 31300031171 Total	40,342.50	
SHI- GOVERNMENT SOLUTIONS	31300031317	7/21/2022				SHI (SHARE GATE)	7,257.65	
						PO 31300031317 Total	7,257.65	
SHI- GOVERNMENT SOLUTIONS	31300031382	7/27/2022				BARRACUDA EMAIL/WEB/ATP SECURITY SUBSCRIPTION.	75,728.40	
						PO 31300031382 Total	75,728.40	
SHI- GOVERNMENT SOLUTIONS	31300031421	7/29/2022				NET APP RENEWAL 11-1-22 THROUGH 10-31-23. (QUOTE 22307636)	26,135.59	
						PO 31300031421 Total	26,135.59	
						SHI- GOVERNMENT SOLUTIONS Total	250,863.54	

Supplier Name	PO Number	PO Date	PO Qty	Avg Unit Price	UOM	Item Description	PO Amount	Department
SIDEBOTHAM SUBSTATION SERVICES PLLC	31300031087	7/11/2022				PROVIDE PROFESSIONAL SERVICES IN CONJUNCTION WITH INVESTIGATING AND MAKING RECOMMENDATIONS ON MISCELLANEOUS TECHNICAL ISSUES.	25,000.00	
						PO 31300031087 Total	25,000.00	
						SIDEBOTHAM SUBSTATION SERVICES PLLC Total	25,000.00	

Supplier Name	PO Number	PO Date	PO Qty	Avg Unit Price	UOM	Item Description	PO Amount	Department
SIGNARAMA FAYETTEVILLE	31300030915	7/5/2022				Blanket PO for DECALS from SIGNARAMA 0152.640020	500.00	
						PO 31300030915 Total	500.00	
						SIGNARAMA FAYETTEVILLE Total	500.00	

Supplier Name	PO Number	PO Date	PO Qty	Avg Unit Price	UOM	Item Description	PO Amount	Department
SIRIUS COMPUTER SOLUTIONS, INC	31300031241	7/18/2022	4	18.33	EACH	SIRIUS ASSY-DR9LCSC-03M	73.32	

Purchase Order Detail Report

Supplier Name	PO Number	PO Date	PO Qty	Avg Unit Price	UOM	Item Description	PO Amount	Department
	31300031241	7/18/2022	4	485.38	EACH	SIRIUS GLC-LH-SMD=	1,941.52	
	31300031241	7/18/2022	1	310.51	EACH	SIRCAB-TA-NA- C3560CX-DNA-A-8 C3560CX-DNA-A-8-3	310.51	
	31300031241	7/18/2022	1	131.98	EACH	SIRIUS CON-SNT-WSC389CS	131.98	
	31300031241	7/18/2022	1	991.20	EACH	SIRIUS WS-C3560CX-8PC-S	991.20	
PO 31300031241 Total							3,448.53	
SIRIUS COMPUTER SOLUTIONS, INC	31300031304	7/21/2022	4	18.33	EACH	SIRIUS ASSY-DR9LCSC-03M	73.32	
	31300031304	7/21/2022	4	485.38	EACH	SIRIUS GLC-LH-SMD=	1,941.52	
	31300031304	7/21/2022	1	310.51	EACH	SIRCAB-TA-NA- C3560CX-DNA-A-8 C3560CX-DNA-A-8-3	310.51	
	31300031304	7/21/2022	1	131.98	EACH	SIRIUS CON-SNT-WSC389CS	131.98	
	31300031304	7/21/2022	1	991.20	EACH	SIRIUS WS-C3560CX-8PC-S	991.20	
PO 31300031304 Total							3,448.53	
SIRIUS COMPUTER SOLUTIONS, INC	31300031313	7/21/2022				CISCO SMARTNET RENEWALS 8/1/22-7/31/23	293,063.17	
PO 31300031313 Total							293,063.17	
SIRIUS COMPUTER SOLUTIONS, INC Total							299,960.23	

Supplier Name	PO Number	PO Date	PO Qty	Avg Unit Price	UOM	Item Description	PO Amount	Department
SMITH INTERNATIONAL TRUCK CENT	31300030929	7/5/2022				Blanket PO for PARTS from SMITH INTERNATIONAL 0152.640020	42,500.00	
PO 31300030929 Total							42,500.00	
SMITH INTERNATIONAL TRUCK CENT Total							42,500.00	

Supplier Name	PO Number	PO Date	PO Qty	Avg Unit Price	UOM	Item Description	PO Amount	Department
SNAP-ON INDUSTRIAL	31300030988	7/7/2022				Blanket PO for Tools from Snap-On 0150	5,500.00	
PO 31300030988 Total							5,500.00	
SNAP-ON INDUSTRIAL Total							5,500.00	

Supplier Name	PO Number	PO Date	PO Qty	Avg Unit Price	UOM	Item Description	PO Amount	Department
SOUND HEAVY MACHINERY, INC	31300030928	7/5/2022				Blanket PO for PARTS from SOUND HEAVY MACHINERY 0152.640020	16,000.00	

Purchase Order Detail Report

Supplier Name	PO Number	PO Date	PO Qty	Avg Unit Price	UOM	Item Description	PO Amount	Department
						PO 31300030928 Total	16,000.00	
						SOUND HEAVY MACHINERY, INC Total	16,000.00	

Supplier Name	PO Number	PO Date	PO Qty	Avg Unit Price	UOM	Item Description	PO Amount	Department
SOUTHEAST VALVE, INC.	31300030954	7/7/2022	1	23,525.00	EACH	VALVE,RELIEF (CROSBY) H.P. DRUM, 1100#, BOILERS	23,525.00	
						PO 31300030954 Total	23,525.00	
SOUTHEAST VALVE, INC.	31300031265	7/19/2022	3	1,273.00	EACH	VALVE,RELIEF (CROSBY) L/P DRUM, 90#, BOILERS	3,819.00	
	31300031265	7/19/2022	3	1,273.00	EACH	VALVE,RELIEF, H/P SUPER HEATER OUTLET 1180#	3,819.00	
	31300031265	7/19/2022	3	1,710.00	EACH	VALVE, RELIEF, CROSBY, L.P. DRUM 80#	5,130.00	
	31300031265	7/19/2022	3	1,273.00	EACH	VALVE,RELIEF (CROSBY), H/P DRUM, 1190#, BOILERS	3,819.00	
	31300031265	7/19/2022	3	1,185.00	EACH	VALVE,RELIEF (CROSBY) H.P. DRUM, 1100#, BOILERS	3,555.00	
						PO 31300031265 Total	20,142.00	
SOUTHEAST VALVE, INC.	31300031267	7/19/2022	1	2,500.00	EACH	VALVE,RELIEF (CROSBY) H.P. DRUM, 1100#, BOILERS	2,500.00	
						PO 31300031267 Total	2,500.00	
SOUTHEAST VALVE, INC.	31300031268	7/19/2022				(SVI) REMOVE, INSPECT, RE-INSTALL RELIEF VALVES ON H-3 QUOTE: 1111283	3,055.00	
	31300031268	7/19/2022				(SVI) REMOVE, INSPECT, RE-INSTALL RELIEF VALVES ON H-2 QUOTE: 1111283	3,055.00	
	31300031268	7/19/2022				(SVI) REMOVE, INSPECT, RE-INSTALL RELIEF VALVES ON H-1 QUOTE: 1111283	3,055.00	
						PO 31300031268 Total	9,165.00	
						SOUTHEAST VALVE, INC. Total	55,332.00	

Supplier Name	PO Number	PO Date	PO Qty	Avg Unit Price	UOM	Item Description	PO Amount	Department
SOUTHERN IONICS INCORPORATED	31300030889	7/1/2022				BLANKET PURCHASE ORDER FOR SODIUM BISULFITE FOR THE ROCKFISH CREEK WTF FOR THE PERIOD OF JULY 2022 THROUGH JUNE 2023	30,000.00	
	31300030889	7/1/2022				BLANKET PURCHASE ORDER FOR SODIUM BISULFITE FOR THE CROSS CREEK WTF FOR THE PERIOD OF JULY 2022 THROUGH JUNE 2023	30,000.00	
						PO 31300030889 Total	60,000.00	
						SOUTHERN IONICS INCORPORATED Total	60,000.00	

Supplier Name	PO Number	PO Date	PO Qty	Avg Unit Price	UOM	Item Description	PO Amount	Department
SOUTHERN VAC	31300030927	7/5/2022				Blanket PO for PARTS from CITY WORKS EQUIP. & SUPPLY dba Southern Vac 0152.640020	14,000.00	
						PO 31300030927 Total	14,000.00	
						SOUTHERN VAC Total	14,000.00	

Purchase Order Detail Report

Supplier Name	PO Number	PO Date	PO Qty	Avg Unit Price	UOM	Item Description	PO Amount	Department
STANDARD & POOR'S FINANCIAL SERVICES LLC	31300031167	7/13/2022				S & P GLOBAL PUBLIC POWER ANNUAL SURVEILLANCE FEE FOR PERIOD 9/1/2022-8/31/23(FUND 002 PORTION)	6,000.00	
	31300031167	7/13/2022				S & P GLOBAL PUBLIC POWER ANNUAL SURVEILLANCE FEE FOR PERIOD 9/1/2022-8/31/23(FUND 001 PORTION)	6,000.00	
							PO 31300031167 Total	12,000.00
							STANDARD & POOR'S FINANCIAL SERVICES LLC Total	12,000.00

Supplier Name	PO Number	PO Date	PO Qty	Avg Unit Price	UOM	Item Description	PO Amount	Department
STANDARD DIVING & MARINE CONTRACTING LLC	31300031295	7/21/2022				Annual underwater inspections of gate valve and trash racks on the primary spillways of Bonnie Doone Lake Dam and Mintz Pond Dam. Maintenance and greasing of each gate valve stem mechanism is included along with a DVD and written report.	5,205.00	
							PO 31300031295 Total	5,205.00
							STANDARD DIVING & MARINE CONTRACTING LLC Total	5,205.00

Supplier Name	PO Number	PO Date	PO Qty	Avg Unit Price	UOM	Item Description	PO Amount	Department
STERILELINK INC	31300031364	7/26/2022				Quarterly Preventative Maintenance for the Autoclave W/ Boiler	3,000.00	
							PO 31300031364 Total	3,000.00
							STERILELINK INC Total	3,000.00

Supplier Name	PO Number	PO Date	PO Qty	Avg Unit Price	UOM	Item Description	PO Amount	Department
STONE TRUCK PARTS LLC	31300030926	7/5/2022				Blanket PO for PARTS from STONE TRUCK PARTS 0152.640020	4,000.00	
							PO 31300030926 Total	4,000.00
							STONE TRUCK PARTS LLC Total	4,000.00

Supplier Name	PO Number	PO Date	PO Qty	Avg Unit Price	UOM	Item Description	PO Amount	Department
STUART C. IRBY COMPANY	31300031339	7/25/2022	25	2,995.00	EACH	POLE, BREAK-AWAY-FIBERGLASS, 38'	74,875.00	
							PO 31300031339 Total	74,875.00
STUART C. IRBY COMPANY	31300031353	7/25/2022	100	4.35	EACH	GUY, ATTACHMENT, COMBINATION, 5/8"	435.00	
							PO 31300031353 Total	435.00
STUART C. IRBY COMPANY	31300031380	7/27/2022	120	4.35	EACH	GUY, ATTACHMENT, COMBINATION, 5/8"	522.00	
	31300031380	7/27/2022	200	2.05	EACH	CLAMP, GROUND ROD, #2 X 5/8 BRONZE	410.00	
	31300031380	7/27/2022	600	0.69	EACH	BOLT, CARRIAGE, GALV, 3/8 X 4-1/2" W/NUT	414.00	
	31300031380	7/27/2022	500	2.25	EACH	NUT, EYE, GALV, 5/8"	1,125.00	
	31300031380	7/27/2022	200	2.75	EACH	NUT, EYE, GALV, 3/4"	550.00	
	31300031380	7/27/2022	20	213.00	EACH	ELBOW, 90 DEGREE, 6" SCH. 40 PVC, 48" R	4,260.00	
	31300031380	7/28/2022	180	5.40	EACH	GUY, ATTACHMENT, COMBINATION, 5/8"	972.00	

Purchase Order Detail Report

Supplier Name	PO Number	PO Date	PO Qty	Avg Unit Price	UOM	Item Description	PO Amount	Department
						PO 31300031380 Total	8,253.00	
						STUART C. IRBY COMPANY Total	83,563.00	
Supplier Name	PO Number	PO Date	PO Qty	Avg Unit Price	UOM	Item Description	PO Amount	Department
SUBURBAN PROPANE	31300030962	7/7/2022				(SUBURBAN PROPANE) BLANKET PO FOR PROPANE DELIVERY TO WAREHOUSE AND TESS HEATERS. JULY 2022-JUNE 2023	3,000.00	
						PO 31300030962 Total	3,000.00	
						SUBURBAN PROPANE Total	3,000.00	
Supplier Name	PO Number	PO Date	PO Qty	Avg Unit Price	UOM	Item Description	PO Amount	Department
SUNBELT RENTALS, INC.	31300031183	7/14/2022				Sunbelt Rentals - Billy McPhaul - Quote for rental of (2) 90lb Air Hammer. Total = \$1965 - CJ 7/8/22	1,965.00	
						PO 31300031183 Total	1,965.00	
						SUNBELT RENTALS, INC. Total	1,965.00	
Supplier Name	PO Number	PO Date	PO Qty	Avg Unit Price	UOM	Item Description	PO Amount	Department
SYN-TECH SYSTEMS, INC.	31300030925	7/5/2022				Blanket PO for PARTS from SYN-TECH SYSTEMS 0152.640020	12,000.00	
						PO 31300030925 Total	12,000.00	
SYN-TECH SYSTEMS, INC.	31300030972	7/7/2022				Blanket PO for Parts from Syntech (Fuel-Master) 0152	10,000.00	
						PO 31300030972 Total	10,000.00	
						SYN-TECH SYSTEMS, INC. Total	22,000.00	
Supplier Name	PO Number	PO Date	PO Qty	Avg Unit Price	UOM	Item Description	PO Amount	Department
SYNAGRO CENTRAL, LLC	31300031004	7/7/2022				LAND APPLICATION SERVICES FOR CROSS CREEK WRF BIOSOLIDS REMOVAL. 3RD YEAR OF 3 YEAR CONTRACT RENEWAL FROM JULY 1, 2020 THRU JUNE 30, 2023. TO APPLY BIOSOLIDS ON PERMITTED FARM SITES.	105,700.00	
						PO 31300031004 Total	105,700.00	
SYNAGRO CENTRAL, LLC	31300031055	7/8/2022				LAND APPLICATION SERVICES FOR P.O. HOFFER RESIDUALS BIOSOLIDS REMOVAL. 3RD YEAR OF 3 YEAR CONTRACT RENEWAL FROM JULY 1, 2020 THRU JUNE 30, 2023. TO APPLY BIOSOLIDS ON PERMITTED FARM SITES.	290,000.00	
						PO 31300031055 Total	290,000.00	
SYNAGRO CENTRAL, LLC	31300031056	7/8/2022				LAND APPLICATION SERVICES FOR ROCKFISH CREEK WRF BIOSOLIDS REMOVAL. 3RD YEAR OF 3 YEAR CONTRACT RENEWAL FROM JULY 1, 2020 THRU JUNE 30, 2023. TO APPLY BIOSOLIDS ON PERMITTED FARM SITES.	199,250.00	
						PO 31300031056 Total	199,250.00	

Purchase Order Detail Report

Supplier Name	PO Number	PO Date	PO Qty	Avg Unit Price	UOM	Item Description	PO Amount	Department
SYNAGRO CENTRAL, LLC	31300031198	7/15/2022				REMOVAL, THICKENING, AND DISPOSAL OF INORGANIC MATERIAL IN 2 ANAEROBIC DIGESTERS	282,600.00	
							PO 31300031198 Total	282,600.00
							SYNAGRO CENTRAL, LLC Total	877,550.00

Supplier Name	PO Number	PO Date	PO Qty	Avg Unit Price	UOM	Item Description	PO Amount	Department
SYSTEMS WITH INTELLIGENCE	31300031257	7/19/2022				1- YEAR ACCESS TO SWI CLOUD (2 SNAPSHOTS PER DAY FOR EXISTING UNITS)	2,500.00	
							PO 31300031257 Total	2,500.00
							SYSTEMS WITH INTELLIGENCE Total	2,500.00

Supplier Name	PO Number	PO Date	PO Qty	Avg Unit Price	UOM	Item Description	PO Amount	Department
T.A. LOVING CO. INC.	31300030150	7/12/2022				CO #1 Annex PH V Area 24 B/C Village Hills Construction (Sewer WO 2008096-10)	1,920.00	
							PO 31300030150 Total	1,920.00
							T.A. LOVING CO. INC. Total	1,920.00

Supplier Name	PO Number	PO Date	PO Qty	Avg Unit Price	UOM	Item Description	PO Amount	Department
TENCARVA MACHINERY CO.	31300031356	7/25/2022				(TENCARVA) BLANKET FOR REPAIR AND REFURBISH PUMPS AND MOTORS FOR G/T2 MAJOR OVERHAUL	36,102.00	
							PO 31300031356 Total	36,102.00
							TENCARVA MACHINERY CO. Total	36,102.00

Supplier Name	PO Number	PO Date	PO Qty	Avg Unit Price	UOM	Item Description	PO Amount	Department
TEREX CORPORATION	31300030919	7/5/2022				Blanket PO for PARTS from TEREX 0152.640020	15,000.00	
							PO 31300030919 Total	15,000.00
							TEREX CORPORATION Total	15,000.00

Supplier Name	PO Number	PO Date	PO Qty	Avg Unit Price	UOM	Item Description	PO Amount	Department
THE BANK OF NEW YORK MELLON TRUST COMPANY, N.A.	31300031169	7/13/2022				BNY Trustee Fees for Bond Series 2021 (Fund 002 Portion) for FY 2023.	1,703.45	
	31300031169	7/13/2022				BNY Trustee Fees for Bond Series 2021 (Fund 001 Portion) for FY 2023.	121.55	
	31300031169	7/13/2022				BNY Trustee Fees for Bond Series 2018 (Fund 002 Portion) for FY 2023.	1,788.68	
	31300031169	7/13/2022				BNY Trustee Fees for Bond Series 2018 (Fund 001 Portion) for FY 2023.	36.32	
	31300031169	7/13/2022				BNY Trustee Fees for Bond Series 2016 (Fund 002 Portion) for FY 2023.	1,454.24	
	31300031169	7/13/2022				BNY Trustee Fees for Bond Series 2016 (Fund 001 Portion) for FY 2023.	70.76	
	31300031169	7/13/2022				BNY Trustee Fees for Bond Series 2014 (Fund 002 Portion) for FY 2023.	1,179.90	
	31300031169	7/13/2022				BNY Trustee Fees for Bond Series 2014 (Fund 001 Portion) for FY 2023.	245.10	
							PO 31300031169 Total	6,600.00

Purchase Order Detail Report

Supplier Name	PO Number	PO Date	PO Qty	Avg Unit Price	UOM	Item Description	PO Amount	Department
THE BANK OF NEW YORK MELLON TRUST COMPANY, N.A. Total							6,600.00	

Supplier Name	PO Number	PO Date	PO Qty	Avg Unit Price	UOM	Item Description	PO Amount	Department
THE FAYETTEVILLE PRESS	31300031415	7/29/2022				FAYETTEVILLE PRESS ANNUAL ADVERTISING FY23	7,200.00	
						PO 31300031415 Total	7,200.00	
						THE FAYETTEVILLE PRESS Total	7,200.00	

Supplier Name	PO Number	PO Date	PO Qty	Avg Unit Price	UOM	Item Description	PO Amount	Department
THE GUARDIAN LIFE INSURANCE COMPANY OF AMERICA	31300031053	7/8/2022				GUARDIAN EMPLOYEE LIFE INSURANCE CT0235 (0910)	276,000.00	
	31300031053	7/8/2022				GUARDIAN EMPLOYEE LONG TERM DISABILTY CT0233 (0910)	192,000.00	
						PO 31300031053 Total	468,000.00	
						THE GUARDIAN LIFE INSURANCE COMPANY OF AMERICA Total	468,000.00	

Supplier Name	PO Number	PO Date	PO Qty	Avg Unit Price	UOM	Item Description	PO Amount	Department
THE RICHARDSON FIRM, PLLC	31300031325	7/22/2022				BLANKET PURCHASE AGREEMENT #31300028399 FOR SERVICE AGREEMENT -ANNEXATION RELATED EASEMENT CONDEMNATIONS FOR AREAS AS NEEDED THRU DECEMBER 31 2022	153.20	
	31300031325	7/22/2022				BLANKET PURCHASE AGREEMENT #31300028399 FOR SERVICE AGREEMENT -ANNEXATION RELATED EASEMENT CONDEMNATIONS FOR AREAS AS NEEDED THRU DECEMBER 31 2022	573.21	
							PO 31300031325 Total	726.41
						THE RICHARDSON FIRM, PLLC Total	726.41	

Supplier Name	PO Number	PO Date	PO Qty	Avg Unit Price	UOM	Item Description	PO Amount	Department
THE SOUTHEASTERN PARTNERSHIP, INC.	31300031163	7/13/2022				2022-2023 CONTRIBUTION TO THE SOUTHEASTERN PARTNERSHIP INC	10,000.00	
						PO 31300031163 Total	10,000.00	
						THE SOUTHEASTERN PARTNERSHIP, INC. Total	10,000.00	

Supplier Name	PO Number	PO Date	PO Qty	Avg Unit Price	UOM	Item Description	PO Amount	Department
THE WOOTEN COMPANY	31300020259	7/14/2022				Add FY23 Funds to PO 31300020259 THE WOOTEN CO. SA For NCDOT U-4709 ROCKFISH RD WIDENING PROJECT (SEWER)	6,020.00	
	31300020259	7/14/2022				Add FY23 Funds to PO 31300020259 THE WOOTEN CO. SA For NCDOT U-4709 ROCKFISH RD WIDENING PROJECT (WATER)	40,280.00	
	PO 31300020259 Total						46,300.00	

Purchase Order Detail Report

Supplier Name	PO Number	PO Date	PO Qty	Avg Unit Price	UOM	Item Description	PO Amount	Department
THE WOOTEN COMPANY Total							46,300.00	

Supplier Name	PO Number	PO Date	PO Qty	Avg Unit Price	UOM	Item Description	PO Amount	Department
THYSSENKRUPP ELEVATOR CORPORATION	31300031229	7/18/2022				ELEVATOR MAINTENANCE FOR FLEET BUILDING	793.80	
	31300031229	7/18/2022				ELEVATOR MAINTENANCE FOR ADMINISTRATIVE BUILDING	10,584.00	
	31300031229	7/18/2022				ELEVATOR MAINTENANCE FOR PO HOFFER PLANT	2,934.00	
	31300031229	7/18/2022				ELEVATOR MAINTENANCE FOR CUSTOMER SERVICE CENTER	2,394.00	
	31300031229	7/18/2022				ELEVATOR MAINTENANCE FOR RC WILLIAMS BUSINESS CENTER	10,584.00	
	31300031229	7/18/2022				ELEVATOR MAINTENANCE FOR GLENNVILLE PLANT	2,192.40	
	31300031229	7/18/2022				ELEVATOR MAINTENANCE FOR OPERATIONS CENTER	2,394.00	
PO 31300031229 Total							31,876.20	
THYSSENKRUPP ELEVATOR CORPORATION Total							31,876.20	

Supplier Name	PO Number	PO Date	PO Qty	Avg Unit Price	UOM	Item Description	PO Amount	Department
TIERPOINT, LLC	31300031034	7/8/2022				TIERPOINT - BLANKET PO FOR RECURRING CHARGES FOR CO-LOCATION SERVICES AND MONTHLY CLOUD SERVICE FY23	90,000.00	
PO 31300031034 Total							90,000.00	
TIERPOINT, LLC Total							90,000.00	

Supplier Name	PO Number	PO Date	PO Qty	Avg Unit Price	UOM	Item Description	PO Amount	Department
TIME WARNER CABLE	31300031064	7/11/2022				SPECTRUM - BLANKET PO FOR FY23	100,000.00	
PO 31300031064 Total							100,000.00	
TIME WARNER CABLE Total							100,000.00	

Supplier Name	PO Number	PO Date	PO Qty	Avg Unit Price	UOM	Item Description	PO Amount	Department
TIMKEN GEARS & SERVICES, INC.	31300031218	7/15/2022				(PHILADELPHIA GEAR) REBUILD ACCESSORY GEAR FOR G/T2 MAJOR OVERHAUL.QUOTE: 148433, 6/22/22	67,786.00	
PO 31300031218 Total							67,786.00	
TIMKEN GEARS & SERVICES, INC. Total							67,786.00	

Supplier Name	PO Number	PO Date	PO Qty	Avg Unit Price	UOM	Item Description	PO Amount	Department
TMG CONSULTING, INC.	31300029115	7/25/2022				REQUEST TO ADD FUNDS TO PO# 31300029115.TMG-SERVICE AGREEMENT TO PROVIDE MANAGED SERVICES FOR ENTERPRISE APPLICATIONS THROUGH 6/30/2023.	848,000.00	
PO 31300029115 Total							848,000.00	
TMG CONSULTING, INC.	31300031147	7/12/2022				SERVICE AGREEMENT TMG TO DEVELOP AND IMPLEMENT THE DESIGN FOR WACS AND SCHNEIDER ARFM DESIGNER OIC INTEGRATION	358,670.00	

Purchase Order Detail Report

Supplier Name	PO Number	PO Date	PO Qty	Avg Unit Price	UOM	Item Description	PO Amount	Department
						PO 31300031147 Total	358,670.00	
						TMG CONSULTING, INC. Total	1,206,670.00	
Supplier Name	PO Number	PO Date	PO Qty	Avg Unit Price	UOM	Item Description	PO Amount	Department
TRAVELERS-10302	31300031318	7/21/2022				AUTO INSURANCE PREMIUMS FOR FY23.	204,946.00	
						PO 31300031318 Total	204,946.00	
						TRAVELERS-10302 Total	204,946.00	
Supplier Name	PO Number	PO Date	PO Qty	Avg Unit Price	UOM	Item Description	PO Amount	Department
TRIANGLE POND MANAGEMENT, LLC	31300031370	7/26/2022				Mintz Pond Primary Spillway Maintenance (Debris Removal)	4,000.00	
						PO 31300031370 Total	4,000.00	
						TRIANGLE POND MANAGEMENT, LLC Total	4,000.00	
Supplier Name	PO Number	PO Date	PO Qty	Avg Unit Price	UOM	Item Description	PO Amount	Department
TRICOAST INSULATION & SERVICES, INC. - 19321	31300031310	7/21/2022				(TRICOAST) BLANKET FOR SET UP AND TAKE DOWN OF SCAFFOLDING FOR G/T	20,000.00	
	31300031310	7/21/2022				(TRICOAST)BLANKET FOR PATCH AND REPAIR INSULATION ON BOILERS	30,000.00	
						PO 31300031310 Total	50,000.00	
						TRICOAST INSULATION & SERVICES, INC. - 19321 Total	50,000.00	
Supplier Name	PO Number	PO Date	PO Qty	Avg Unit Price	UOM	Item Description	PO Amount	Department
TRUCKPRO LLC	31300030918	7/5/2022				Blanket PO for PARTS from TRUCK-PRO 0152.640020	25,000.00	
						PO 31300030918 Total	25,000.00	
						TRUCKPRO LLC Total	25,000.00	
Supplier Name	PO Number	PO Date	PO Qty	Avg Unit Price	UOM	Item Description	PO Amount	Department
TURBINE SERVICES, LTD	31300031104	7/11/2022	2	1,175.00	EACH	SWITCH,TEMP. FOR G/T 26FL 26AA	2,350.00	
						PO 31300031104 Total	2,350.00	
TURBINE SERVICES, LTD	31300031173	7/14/2022	2	2,995.00	EACH	CLUTCH, HUB, SLIDING, MOTORSIDE, G/T 6, 662E725-003	5,990.00	
	31300031173	7/14/2022	2	2,995.00	EACH	HUB, FIXED, GEARSIDE, G/T 6, 662E725-018	5,990.00	
						PO 31300031173 Total	11,980.00	
						TURBINE SERVICES, LTD Total	14,330.00	
Supplier Name	PO Number	PO Date	PO Qty	Avg Unit Price	UOM	Item Description	PO Amount	Department
TURBINE TECHNOLOGY	31300030948	7/6/2022	1	37,466.67	ST	SHROUD SET, 5001 1ST STG, 339A9970G004	37,466.67	

Purchase Order Detail Report

Supplier Name	PO Number	PO Date	PO Qty	Avg Unit Price	UOM	Item Description	PO Amount	Department
SERVICES CORPORATION	31300030948	7/6/2022	1	26,100.00	ST	SHROUD SET, 2ND STAGE, 5001, 339A9971G002, INCLUDE HARDWARE	26,100.00	
PO 31300030948 Total							63,566.67	
TURBINE TECHNOLOGY SERVICES CORPORATION	31300031188	7/14/2022				(TTS) INSPECTION FOR G/T 2 MAJOR OVERHAUL ROOTS A/A COMPRESSOR (502692). PROPOSAL NO. 2022-60-4536, 7/11/22	2,500.00	
PO 31300031188 Total							2,500.00	
TURBINE TECHNOLOGY SERVICES CORPORATION Total							66,066.67	

Supplier Name	PO Number	PO Date	PO Qty	Avg Unit Price	UOM	Item Description	PO Amount	Department
UNITED PARCEL SERVICE, INC.	31300030900	7/5/2022				(UNITED PARCEL SERVICE) FREIGHT CHARGE TO SHIP STEAM TURBINE PARTS & EQUIPMENT FOR REPAIR JULY 2022 TO JUNE 2023	500.00	
	31300030900	7/5/2022				(UNITED PARCEL SERVICE) FREIGHT CHARGE TO SHIP GAS TURBINE PARTS & EQUIPMENT FOR REPAIR JULY 2022 TO JUNE 2023	1,800.00	
PO 31300030900 Total							2,300.00	
UNITED PARCEL SERVICE, INC. Total							2,300.00	

Supplier Name	PO Number	PO Date	PO Qty	Avg Unit Price	UOM	Item Description	PO Amount	Department
UNITED RENTALS, INC.	31300031203	7/15/2022				United Rentals - Marty Tew - Quote for replacement tamp to be assigned to ROW Crew (Brandon Turner). Total = \$3,150 - CJ 7/14/22	3,150.00	
PO 31300031203 Total							3,150.00	
UNITED RENTALS, INC.	31300031264	7/19/2022				BLANKET FOR UNITED RENTALS FOR AS NEEDED EQUIPMENT RENTAL FOR SUBSTATION DEPT	5,000.00	
PO 31300031264 Total							5,000.00	
UNITED RENTALS, INC. Total							8,150.00	

Supplier Name	PO Number	PO Date	PO Qty	Avg Unit Price	UOM	Item Description	PO Amount	Department
UNIVAR SOLUTIONS USA INC.	31300030894	7/1/2022				BLANKET PURCHASE ORDER FOR CAUSTIC SODA (50%) FOR THE GLENNVILLE LAKE WTP FOR THE PERIOD OF JULY 2022 THROUGH JUNE 2023	132,000.00	
	31300030894	7/1/2022				BLANKET PURCHASE ORDER FOR CAUSTIC SODA (50%) FOR THE PO HOFFER WTP FOR THE PERIOD OF JULY 2022 THROUGH JUNE 2023	550,000.00	
PO 31300030894 Total							682,000.00	
UNIVAR SOLUTIONS USA INC. Total							682,000.00	

Supplier Name	PO Number	PO Date	PO Qty	Avg Unit Price	UOM	Item Description	PO Amount	Department
UP & COMING WEEKLY	31300031399	7/28/2022				Up & Coming Weekly Advertising FY23	25,296.00	

Purchase Order Detail Report

Supplier Name	PO Number	PO Date	PO Qty	Avg Unit Price	UOM	Item Description	PO Amount	Department
						PO 31300031399 Total	25,296.00	
UP & COMING WEEKLY	31300031400	7/28/2022				Up & Coming Kidsville Advertising FY23	24,000.00	
						PO 31300031400 Total	24,000.00	
						UP & COMING WEEKLY Total	49,296.00	

Supplier Name	PO Number	PO Date	PO Qty	Avg Unit Price	UOM	Item Description	PO Amount	Department
US DEPARTMENT OF AGRICULTURE	31300031135	7/12/2022				USDA,APHIS,WS-COOPERATIVE SERVICE AGREEMENT FOR BEAVER TRAPPING SERVICES FOR FY2023	25,000.00	
						PO 31300031135 Total	25,000.00	
						US DEPARTMENT OF AGRICULTURE Total	25,000.00	

Supplier Name	PO Number	PO Date	PO Qty	Avg Unit Price	UOM	Item Description	PO Amount	Department
US LOGOWORKS	31300031378	7/27/2022				BLANKET PO FOR PWC SWAG SHOP ITEMS	5,000.00	
						PO 31300031378 Total	5,000.00	
						US LOGOWORKS Total	5,000.00	

Supplier Name	PO Number	PO Date	PO Qty	Avg Unit Price	UOM	Item Description	PO Amount	Department
UTILITEC	31300031408	7/28/2022				SERVICE AGREEMENT FOURTH AMENDMENT UTILITEC ANCOR FOR CONTINUED PROFESSIONAL PRINTING, MAILING AND PROCESSING SERVICES AS NEEDED THRU JUNE 30 2023	700,000.00	
						PO 31300031408 Total	700,000.00	
						UTILITEC Total	700,000.00	

Supplier Name	PO Number	PO Date	PO Qty	Avg Unit Price	UOM	Item Description	PO Amount	Department
VAF INDUSTRIES, LLC	31300030969	7/7/2022	75	30.50	EACH	VAF INDUSTRIES LLC. "J:" BOLT CLIMBING STEP W/FALL ARREST LOOP 1002..15 PER BOX	2,287.50	
						PO 31300030969 Total	2,287.50	
						VAF INDUSTRIES, LLC Total	2,287.50	

Supplier Name	PO Number	PO Date	PO Qty	Avg Unit Price	UOM	Item Description	PO Amount	Department
VAUSE EQUIPMENT COMPANY, INC.	31300030917	7/5/2022				Blanket Purchase Order for PARTS/SUPPLIES from VAUSE	5,250.00	
						PO 31300030917 Total	5,250.00	
VAUSE EQUIPMENT COMPANY, INC.	31300031091	7/11/2022				Blanket PO for outsourced repair by Vause Equipment Co. 0153	5,000.00	
						PO 31300031091 Total	5,000.00	
						VAUSE EQUIPMENT COMPANY, INC. Total	10,250.00	

Purchase Order Detail Report

Supplier Name	PO Number	PO Date	PO Qty	Avg Unit Price	UOM	Item Description	PO Amount	Department
VELOCITY TRUCK CENTERS	31300030973	7/7/2022				Blanket PO for Parts from VELOCITY TRUCK CENTER 0152.640020	12,500.00	
							PO 31300030973 Total	12,500.00
							VELOCITY TRUCK CENTERS Total	12,500.00

Supplier Name	PO Number	PO Date	PO Qty	Avg Unit Price	UOM	Item Description	PO Amount	Department
VERIZON WIRELESS	31300031063	7/11/2022				VERIZON - BLANKET PO FOR FY23	420,000.00	
							PO 31300031063 Total	420,000.00
							VERIZON WIRELESS Total	420,000.00

Supplier Name	PO Number	PO Date	PO Qty	Avg Unit Price	UOM	Item Description	PO Amount	Department
VERMEER MID ATLANTIC, LLC.	31300030916	7/5/2022				Blanket PO for PARTS from VERMEER 0152.640020	8,500.00	
							PO 31300030916 Total	8,500.00
VERMEER MID ATLANTIC, LLC.	31300031156	7/13/2022				SOURCEWELL CONTRACT 2022 VERMEER VACUUM EXCAVATOR - REPLACMENT FOR 873 - DEPARTMENT 0620 - FY 2023 BUDGET	106,963.00	
							PO 31300031156 Total	106,963.00
							VERMEER MID ATLANTIC, LLC. Total	115,463.00

Supplier Name	PO Number	PO Date	PO Qty	Avg Unit Price	UOM	Item Description	PO Amount	Department
WALKER AUTO AND TRUCK PARTS	31300030976	7/7/2022				Blanket PO for PARTS from WALKER/NAPA 0152.640020	65,000.00	
							PO 31300030976 Total	65,000.00
WALKER AUTO AND TRUCK PARTS	31300030990	7/7/2022				Blanket PO for shop supplies from Walker/Napa	3,000.00	
							PO 31300030990 Total	3,000.00
							WALKER AUTO AND TRUCK PARTS Total	68,000.00

Supplier Name	PO Number	PO Date	PO Qty	Avg Unit Price	UOM	Item Description	PO Amount	Department
WASTE MANAGEMENT OF CAROLINAS, INC.	31300031158	7/13/2022				COMPLEX	150,000.00	
	31300031158	7/13/2022				BUTLER WARNER	16,000.00	
	31300031158	7/13/2022				CROSS CREEK	35,000.00	
	31300031158	7/13/2022				ROCKFISH PLANT (1) DUMPSTERS	4,900.00	
	31300031158	7/13/2022				ROCKFISH PLANT (5) DUMPSTERS	22,800.00	
	31300031158	7/13/2022				OPERATIONS/ADMIN BLDGS	12,000.00	
	31300031158	7/13/2022				FLEET	5,200.00	
	31300031158	7/13/2022				WAREHOUSE	8,900.00	
	31300031158	7/13/2022				HOFFER	5,100.00	
	31300031158	7/13/2022				GLENVILLE	12,000.00	

Purchase Order Detail Report

Supplier Name	PO Number	PO Date	PO Qty	Avg Unit Price	UOM	Item Description	PO Amount	Department
						PO 31300031158 Total	271,900.00	
						WASTE MANAGEMENT OF CAROLINAS, INC. Total	271,900.00	

Supplier Name	PO Number	PO Date	PO Qty	Avg Unit Price	UOM	Item Description	PO Amount	Department
WATER RESOURCES RESEARCH INSTI	31300030968	7/7/2022				Annual membership dues for WRRRI NC Urban Water Consortium	10,000.00	
						PO 31300030968 Total	10,000.00	
						WATER RESOURCES RESEARCH INSTI Total	10,000.00	

Supplier Name	PO Number	PO Date	PO Qty	Avg Unit Price	UOM	Item Description	PO Amount	Department
WATER WORKS SUPPLY OF NC,INC.	31300031112	7/12/2022	3	1,524.68	EACH	STATION, 1", WATER QUALITY SAMPLE	4,574.04	
	31300031112	7/12/2022	3000	1.37	EACH	CLAMP, PVC, 1", #6820051	4,110.00	
						PO 31300031112 Total	8,684.04	
						WATER WORKS SUPPLY OF NC,INC. Total	8,684.04	

Supplier Name	PO Number	PO Date	PO Qty	Avg Unit Price	UOM	Item Description	PO Amount	Department
WCLN 105.7FM	31300031398	7/28/2022				WCLN RADIO ADVERTISING FY23	7,800.00	
						PO 31300031398 Total	7,800.00	
						WCLN 105.7FM Total	7,800.00	

Supplier Name	PO Number	PO Date	PO Qty	Avg Unit Price	UOM	Item Description	PO Amount	Department
WELLS FARGO BANK, NA	31300031211	7/15/2022				COMMUNICATIONS/COMMUNITY RELATIONS	5,100.00	
	31300031211	7/15/2022				HUMAN RESOURCES (0355)	2,700.00	
	31300031211	7/15/2022				WAREHOUSE (0370)	1,600.00	
	31300031211	7/15/2022				FLEET MAINT (0374)	11,600.00	
	31300031211	7/15/2022				IT FRASTRUCTURE (0381)	4,500.00	
	31300031211	7/15/2022				SAFETY (0438)	2,100.00	
	31300031211	7/15/2022				WATER RESOURCES ENGINEERING (0610)	2,600.00	
	31300031211	7/15/2022				WATER CONST & MAINT (0620)	3,800.00	
	31300031211	7/15/2022				WASTEWATER CONSTRUCTION & MAINTENANCE (0621)	6,200.00	
	31300031211	7/15/2022				PO HOFFER WATER TRMT FACILITY (0630)	8,400.00	
	31300031211	7/15/2022				GLENVILLE LK WTR TRMT FACILITY (0631)	4,900.00	
	31300031211	7/15/2022				WATER.WASTEWASTER FAC MNT	5,300.00	
	31300031211	7/15/2022				CROSS CK WTR RECLAMATION FACIL (0640)	8,500.00	
	31300031211	7/15/2022				ROCKFISH CK WTR RECLAM.FACIL	5,000.00	
	31300031211	7/15/2022				RESIDUALS MANAGEMENT (0642)	3,300.00	
	31300031211	7/15/2022				LABORATORY (0651)	6,500.00	
	31300031211	7/15/2022				SYSTEM PROTECTION (0652)	1,600.00	
	31300031211	7/15/2022				ELEC CONSTRUCTION & MAINT (0820)	5,700.00	

Purchase Order Detail Report

Supplier Name	PO Number	PO Date	PO Qty	Avg Unit Price	UOM	Item Description	PO Amount	Department
	31300031211	7/15/2022				SUBSTATIONS (0821)	9,600.00	
	31300031211	7/15/2022				OTHER PRODUCTION GENERATION (0831)	3,900.00	
PO 31300031211 Total							102,900.00	
WELLS FARGO BANK, NA Total							102,900.00	

Supplier Name	PO Number	PO Date	PO Qty	Avg Unit Price	UOM	Item Description	PO Amount	Department
WELLWORKS FOR YOU	31300031108	7/11/2022				WELL WORKS. COACHING PEPM -HEALTH - DIABETES MANAGEMENT PROGRAM CT0585 (0910)	72,000.00	
	31300031108	7/11/2022				WELL WORKS. WELLNESS SCREENING CT0550 (0910)	75,000.00	
PO 31300031108 Total							147,000.00	
WELLWORKS FOR YOU Total							147,000.00	

Supplier Name	PO Number	PO Date	PO Qty	Avg Unit Price	UOM	Item Description	PO Amount	Department
WESCO DISTRIBUTION - UTILITY	31300030348	7/12/2022	12	10.60	EACH	INHIBITOR, GRIT BEARING TUBE	127.20	
PO 31300030348 Total							127.20	
WESCO DISTRIBUTION - UTILITY	31300031220	7/15/2022	500	1.30	EACH	SENTRY, METER SOCKET	650.00	
	31300031220	7/15/2022	12	74.60	EACH	COUPLING, PVC CONDUIT EXP., 6"	895.20	
	31300031220	7/15/2022	50	6.75	EACH	SPADE, 350 MCM, 2 HOLE, TERMINAL(URD)	337.50	
	31300031220	7/15/2022	200	4.45	EACH	GUARD,ARRESTER BRACKET,WILDLIFE	890.00	
	31300031220	7/15/2022	18	433.50	EACH	SPLICE, CABLE, COLD SHRINK, #4/0, 25 KV, CN	7,803.00	
PO 31300031220 Total							10,575.70	
WESCO DISTRIBUTION - UTILITY	31300031221	7/15/2022	40000	0.66	FT	CABLE, FIBER OPTIC, 24 FIBERS, SINGLE MODE, ADSS	26,560.00	
	31300031221	7/15/2022	220	25.45	EACH	SUPPORT,INSULATED CABLE RESTRAINT, 3-1/2"	5,599.00	
PO 31300031221 Total							32,159.00	
WESCO DISTRIBUTION - UTILITY	31300031355	7/25/2022	150	1.59	EACH	SLEEVE, TENSION, TRIPLEX, #2	238.50	
	31300031355	7/25/2022	6	207.00	EACH	ENCLOSURE, SPLICE, FOC, STRAND, 6"	1,242.00	
	31300031355	7/25/2022	50	1.97	EACH	LOCKNUT, 2", GALV.	98.50	
	31300031355	7/25/2022	70	0.24	EACH	COUPLING, CONDUIT, 1" PVC	16.80	
	31300031355	7/25/2022	800	0.98	EACH	CONNECTOR, SPLIT-BOLT, #4 CU	784.00	
	31300031355	7/25/2022	400	0.36	EACH	CONNECTOR, PRL. GRVE. COMP., 6 X 10	144.00	
	31300031355	7/25/2022	175	0.54	EACH	CONNECTOR, PRL. GRVE. COMP., 2 X 10	94.50	
	31300031355	7/25/2022	125	2.40	EACH	SHELL,AMP FIRED ON CONNECTOR,LARGE	300.00	
	31300031355	7/25/2022	130	4.75	EACH	FUSELINK, TYPE "S", 10 AMP	617.50	
	31300031355	7/25/2022	150	7.04	EACH	FUSELINK, TYPE "S", 65 AMP	1,056.00	
	31300031355	7/25/2022	80	6.40	EACH	HOLDER, POLY TAG, 4-TAG, VERT MOUNT	512.00	
	31300031355	7/25/2022	100	5.40	EACH	LINK, FORGED CHAIN, 1/2"	540.00	
	31300031355	7/25/2022	5	218.00	EACH	TRANSFORMER, CURRENT, 2000:5A, 600V	1,090.00	
	31300031355	7/25/2022	65	13.50	EACH	TAPE, 1/8" THICK MASTIC, 10' ROLL	877.50	
	31300031355	7/25/2022	1250	0.21	EACH	CABLE TIES, NYLON, SELF-LOCKING 13"	262.50	
	31300031355	7/25/2022	50	5.90	EACH	BOLT, OVAL EYE, 3/4" X 8"	295.00	

Purchase Order Detail Report

Supplier Name	PO Number	PO Date	PO Qty	Avg Unit Price	UOM	Item Description	PO Amount	Department
	31300031355	7/25/2022	100	2.60	EACH	BOLT, MACHINE, 1/2" X 8"	260.00	
	31300031355	7/25/2022	6	820.00	EACH	CABINET, CURRENT TRANSFORMER, LARGE, 36" X 36"	4,920.00	
	31300031355	7/25/2022	500	0.62	EACH	SLEEVE, SERVICE, 2 X 2	310.00	
	31300031355	7/25/2022	500	0.58	EACH	SLEEVE, SERVICE, #6 TO #6	290.00	
	31300031355	7/25/2022	500	1.78	EACH	SLEEVE, SERVICE, #2/0 TO #2/0	890.00	
PO 31300031355 Total							14,838.80	
WESCO DISTRIBUTION - UTILITY	31300031381	7/27/2022	15000	0.90	FT	GUYSTRAND, 7#6 ALUMOWELD	13,425.00	
	31300031381	7/27/2022	200	3.78	EACH	MARKER, PLASTIC GUY, 8' YELLOW	756.00	
	31300031381	7/27/2022	6	210.00	EACH	ENCLOSURE, SPLICE, FOC, STRAND, 6"	1,260.00	
	31300031381	7/27/2022	2000	2.38	FT	CONDUCTOR, 2/0 AWG SOFT DRAWN COPPER	4,760.00	
	31300031381	7/27/2022	10	137.90	EACH	BUSHING, FEEDTHRU, 25 KV 200A LOADBREAK, PORTABLE	1,379.00	
	31300031381	7/27/2022	200	10.80	EACH	CLEVIS, THIMBLE, 5/8"	2,160.00	
	31300031381	7/27/2022	200	3.05	EACH	STRAP, CONDUIT, H.D., 4"	610.00	
	31300031381	7/27/2022	500	0.91	EACH	CONNECTOR, PRL. GRVE. COMP., #4/7	455.00	
	31300031381	7/27/2022	600	1.05	EACH	CONNECTOR, PRL. GRVE. COMP., #5/7	630.00	
	31300031381	7/27/2022	200	1.30	EACH	CONNECTOR, PRL. GRVE. COMP., #7/7	260.00	
	31300031381	7/27/2022	100	1.83	EACH	STRAP, COPPER GROUND, 12"	183.00	
	31300031381	7/27/2022	300	12.50	EACH	LINK, EXTENSION, 14"	3,750.00	
	31300031381	7/27/2022	100	36.50	EACH	INSULATOR, LINE POST, TIE-TOP, 35 KV	3,650.00	
PO 31300031381 Total							33,278.00	
WESCO DISTRIBUTION - UTILITY Total							90,978.70	

Supplier Name	PO Number	PO Date	PO Qty	Avg Unit Price	UOM	Item Description	PO Amount	Department
WEST PUBLISHING CORPORATION	31300031301	7/21/2022				THOMSON REUTERS LEGAL RESEARCH SOFTWARE	8,400.00	
PO 31300031301 Total							8,400.00	
WEST PUBLISHING CORPORATION Total							8,400.00	

Supplier Name	PO Number	PO Date	PO Qty	Avg Unit Price	UOM	Item Description	PO Amount	Department
WEST SANITATION SERVICES, INC.	31300031126	7/12/2022				WEST SANITATION-MAINTENANCE FOR RESTROOM DEODORIZERS AT THE PWC COMPLEX- FOR PERIOD: JULY 2022- JUNE 2023	10,584.00	
PO 31300031126 Total							10,584.00	
WEST SANITATION SERVICES, INC. Total							10,584.00	

Supplier Name	PO Number	PO Date	PO Qty	Avg Unit Price	UOM	Item Description	PO Amount	Department
WIDU BROADCASTING,INC.	31300031414	7/29/2022				WIDU Annual Radio Advertising	20,235.00	
PO 31300031414 Total							20,235.00	
WIDU BROADCASTING,INC. Total							20,235.00	

Purchase Order Detail Report

Supplier Name	PO Number	PO Date	PO Qty	Avg Unit Price	UOM	Item Description	PO Amount	Department
WILLIAMS MULLEN	31300031328	7/22/2022				SERVICE AGREEMENT FOR LOBBYING SERVICES AT THE GENERAL ASSEMBLY AS NEEDED	37,000.00	
							PO 31300031328 Total	37,000.00
							WILLIAMS MULLEN Total	37,000.00

Supplier Name	PO Number	PO Date	PO Qty	Avg Unit Price	UOM	Item Description	PO Amount	Department
WILLIAMS OFFICE ENVIRONMENTS	31300030961	7/7/2022				WILLIAMS OFFICE-OFFICE FURNITURE FOR BOB PHARAM -EE PER QUOTE # 7468	1,781.85	
							PO 31300030961 Total	1,781.85
							WILLIAMS OFFICE ENVIRONMENTS Total	1,781.85

Supplier Name	PO Number	PO Date	PO Qty	Avg Unit Price	UOM	Item Description	PO Amount	Department
WILLIAMS PRINTING & OFFICE	31300031397	7/28/2022				MONTHLY EMPLOYEE NEWSLETTER FY23	7,200.00	
							PO 31300031397 Total	7,200.00
							WILLIAMS PRINTING & OFFICE Total	7,200.00

Supplier Name	PO Number	PO Date	PO Qty	Avg Unit Price	UOM	Item Description	PO Amount	Department
WITHERSRAVENEL INC	31300031266	7/19/2022				Withers and Ravenel - Chris Rainey - Quote for PACP Training Class for CCTV Sewer Inspections. Total = \$15,050 - CJ 7/5/22	15,050.00	
							PO 31300031266 Total	15,050.00
							WITHERSRAVENEL INC Total	15,050.00

Supplier Name	PO Number	PO Date	PO Qty	Avg Unit Price	UOM	Item Description	PO Amount	Department
WK DICKSON & CO., INC.	31300024229	7/13/2022				ADD FY23 FUNDS TO PO 31300024229 FOR THE NCDOT U-5798A GILLIS HILL ROAD WIDENING (SWR TRANSMISSION CPR1000316)	643.13	
	31300024229	7/13/2022				ADD FY23 FUNDS TO PO 31300024229 FOR THE NCDOT U-5798A GILLIS HILL ROAD WIDENING (SWR DIST CPR1000316)	1,572.96	
	31300024229	7/13/2022				ADD FY23 FUNDS TO PO 31300024229 FOR THE NCDOT U-5798A GILLIS HILL ROAD WIDENING (WTR TRANSMISSION CPR1000308)	3,831.89	
	31300024229	7/13/2022				ADD FY23 FUNDS TO PO 31300024229 FOR NCDOT U-5798A GILLIS HILL ROAD WIDENING (WTR DIST CPR1000308)	1,952.02	
							PO 31300024229 Total	8,000.00
							WK DICKSON & CO., INC. Total	8,000.00

Supplier Name	PO Number	PO Date	PO Qty	Avg Unit Price	UOM	Item Description	PO Amount	Department
YELLOW CRAYONS, LLC	31300031098	7/11/2022	20	7.65	EACH	T-SHIRT, XL, LT. BLUE, SS, STYLE G2300 (POCKET)	153.00	
							PO 31300031098 Total	153.00

Purchase Order Detail Report

Supplier Name	PO Number	PO Date	PO Qty	Avg Unit Price	UOM	Item Description	PO Amount	Department
YELLOW CRAYONS, LLC Total							153.00	

Supplier Name	PO Number	PO Date	PO Qty	Avg Unit Price	UOM	Item Description	PO Amount	Department
ZEE CHEMICAL CO.	31300030881	7/1/2022				(ZEE) BLANKET PO FOR MISC CHEMICALS, EQUIPMENT, AND SUPPLIES FOR MAINTAINING BWGP WATER SYSTEMS FOR THE PERIOD OF JULY 2022-JUNE 2023	26,000.00	
PO 31300030881 Total							26,000.00	
ZEE CHEMICAL CO. Total							26,000.00	

PWC CAREER OPPORTUNITIES

W/R EQUIP OPER (Heavy Construction) (10124)

Job Info

Organization

Fayetteville Public Works Commission

Job Grade

405X

Locations

Fayetteville, NC, United States

Work Locations

PWC OPERATIONS COMPLEX

Posting Date

8/5/22

Apply Before

8/19/22 1:36 PM

Posting Visibility

Internal

Full or Part Time

Full time

Schedule

Monday-Friday 7:00AM-3:30PM OT & On Call as Required

Salary Range

405X- \$21.80- \$27.25

W/R DISTRIBUTION SYSTEM TECH (10125)

Job Info

Organization

Fayetteville Public Works Commission

Job Grade

406

Locations

Fayetteville, NC, United States

Work Locations

PWC OPERATIONS COMPLEX

Posting Date

8/5/22

Apply Before

8/19/22 1:37 PM

Posting Visibility

Internal

Full or Part Time

Full time

Schedule

Monday-Friday 7:00AM- 3:30PM OT & On call as required

Salary Range

406; \$22.44 - \$28.05

PROCESS IMPROVEMENT ANALYST (10062)

Job Info

Organization

Fayetteville Public Works Commission

Locations

Fayetteville, NC, United States

Work Locations

PWC OPERATIONS COMPLEX

Job Grade

413

Posting Date

8/7/22

Posting Expiration

8/21/22 5:00 PM

Posting Visibility

External

Full or Part Time

Full time

Schedule

Monday through Friday 8am to 5pm

Salary Range

413 - \$70,618.28 to \$88,272.86

CUSTOMER SERVICE REPRESENTATIVE – Customer Billing & CS (10130)

Job Info

Organization

Fayetteville Public Works Commission

Job Grade

405X

Locations

Fayetteville, NC, United States

Work Locations

PWC OPERATIONS COMPLEX

Posting Date

7/27/22

Apply Before

8/10/22 10:24 AM

Posting Visibility

Internal

Full or Part Time

Full time

Schedule

Monday-Friday 7:00AM-3:30PM On Call and Overtime

Salary Range

405X; \$21.80 - \$27.25

GIS ADMINISTRATOR (10128)

Job Info

Organization

Fayetteville Public Works Commission

Job Grade

413

Locations

Fayetteville, NC, United States

Work Locations

PWC OPERATIONS COMPLEX

Posting Date

8/8/22

Apply Before

8/22/22 5:00 PM

Posting Visibility

Internal and External

Full or Part Time

Full time

Schedule

Monday through Friday 8am to 5pm Extended Hours and On Call availability required

Salary Range

413 - \$70,618.28 to \$88,272.86

CUSTOMER SERVICE REPRESENTATIVE – Customer Accounts Call Center (10129)

Job Info

Organization

Fayetteville Public Works Commission

Job Grade

403

Locations

Fayetteville, NC, United States

Work Locations

PWC OPERATIONS COMPLEX

Posting Date

8/8/22

Apply Before

8/19/22 5:00 PM

Posting Visibility

Internal and External

Full or Part Time

Full time

Schedule

Monday-Friday 11am-8pm extended hours as necessary

Salary Range

\$16.28-\$20.35 hourly

HR ADMINISTRATOR (10127)

Job Info

Organization

Fayetteville Public Works Commission

Job Grade

405

Locations

Fayetteville, NC, United States

Work Locations

PWC OPERATIONS COMPLEX

Posting Date

8/8/22

Apply Before

8/22/22 5:00 PM

Posting Visibility

Internal and External

Full or Part Time

Full time

Schedule

Monday through Friday 8am to 5pm

Salary Range

405 - \$20.18 to \$25.22 hourly

CUSTOMER ACCOUNT ANALYST (10126)

Job Info

Organization

Fayetteville Public Works Commission

Job Grade

406

Locations

Fayetteville, NC, United States

Work Locations

PWC OPERATIONS COMPLEX

Posting Date

8/8/22

Apply Before

8/19/22 5:00 PM

Posting Visibility

Internal and External

Full or Part Time

Full time

Schedule

Monday-Friday 8am-5pm extended hours as needed

Salary Range

\$22.44 - \$28.05 hourly

ADMIN. ASST II (Water Resources Construction) (10133)

Job Info

Organization

Fayetteville Public Works Commission

Job Grade

403

Locations

Fayetteville, NC, United States

Work Locations

PWC OPERATIONS COMPLEX

Posting Date

8/9/22

Apply Before

8/23/22 12:50 PM

Posting Visibility

Internal and External

Full or Part Time

Full time

Schedule

Monday-Friday 7:00AM-3:30PM

Salary Range

403; \$16.28- \$20.35

WATER RESOURCES ANALYST (10132)

Job Info

Organization

Fayetteville Public Works Commission

Job Grade

406

Locations

Fayetteville, NC, United States

Work Locations

PWC OPERATIONS COMPLEX

Posting Date

8/9/22

Apply Before

8/23/22 9:31 AM

Posting Visibility

Internal and External

Full or Part Time

Full time

Schedule

Monday-Friday 8:00AM-5:00PM

Salary Range

406; \$22.44- \$28.05

KEY ACCOUNTS AGENT (10131)

Job Info

Organization

Fayetteville Public Works Commission

Job Grade

414

Locations

Fayetteville, NC, United States | United States

Work Locations

PWC OPERATIONS COMPLEX

Posting Date

8/9/22

Apply Before

8/22/22 5:00 PM

Posting Visibility

Internal and External

Full or Part Time

Full time

Schedule

Monday-Friday 8am-5pm extended hours as necessary

Salary Range

\$78,933.01-\$98,666.26 annually

IT SYSTEMS ADMINISTRATOR (10058)

Job Info

Organization

Fayetteville Public Works Commission

Job Grade

413X

Locations

Fayetteville, NC, United States

Work Locations

PWC OPERATIONS COMPLEX

Posting Date

8/12/22

Posting Expiration

8/26/22 5:11 PM

Posting Visibility

External

Full or Part Time

Full time

Schedule

Monday through Friday 8:00 a.m. to 5:00 p.m.

Salary Range

413X - \$76,267.55 to \$95,334.45

GIS TECH (10073)

Job Info

Organization

Fayetteville Public Works Commission

Job Grade

407

Locations

Fayetteville, NC, United States

Work Locations

PWC OPERATIONS COMPLEX

Posting Date

8/15/22

Apply Before

8/26/22 3:05 PM

Posting Visibility

Internal and External

Full or Part Time

Full time

Schedule

Monday-Friday 8:00am-5:00pm On-call and overtime as required

Salary Range

407 \$25.30-\$31.62/hour

**PUBLIC WORKS COMMISSION
RECAP OF REVENUES AND EXPENDITURES
ELECTRIC**

FOR THE PERIOD ENDING JULY 31, 2022

UNAUDITED - SUBJECT TO CHANGE

ROUNDED TO NEAREST HUNDRED		Current Month Budget	Current Month Actual	Current Month Actual Last Year	Budget To Actual Variance Current	Current Actual Difference	Year To Date Budget	Year To Date Current Year	Year To Date Last Year	Year To Date Budget To Actual Variance	Year To Date Difference	% Change Current Year Prior Year	Annual Budget
Description													
Operating Revenues	Residential, Commercial, and Industrial Sales	18,984,000	17,715,000	16,977,800	(1,269,000)	737,200	18,984,000	17,715,000	16,977,800	(1,269,000)	737,200	4.34%	189,878,300
	Wholesale Power Cost Adjustment	0	0	-	0	0	0	0	-	0	0	100.00%	0
	Other Sales of Electricity	1,025,900	988,500	983,200	(37,400)	5,300	1,025,900	988,500	983,200	(37,400)	5,300	0.54%	12,011,800
	Butler Warner Generation Plant Lease	3,025,000	3,169,100	2,997,500	144,100	171,600	3,025,000	3,169,100	2,997,500	144,100	171,600	5.72%	12,826,000
	Other Operating Revenues	1,371,500	1,892,000	2,028,500	520,500	(136,500)	1,371,500	1,892,000	2,028,500	520,500	(136,500)	-6.73%	13,910,700
	Other Revenues	100,300	147,000	122,600	46,700	24,400	100,300	147,000	122,600	46,700	24,400	19.90%	1,203,000
Operating Revenues Total		24,506,700	23,911,600	23,109,600	(595,100)	802,000	24,506,700	23,911,600	23,109,600	(595,100)	802,000	3.47%	229,829,800
Power Supply and Maintenance	Power Supply	14,576,900	14,573,100	12,370,000	3,800	2,203,100	14,576,900	14,573,100	12,370,000	3,800	2,203,100	17.81%	137,232,500
	Coal Ash	631,400	632,700	578,600	(1,300)	54,100	631,400	632,700	578,600	(1,300)	54,100	9.35%	7,175,700
	Maintenance of Generation Plant	352,500	381,700	317,700	(29,200)	64,000	352,500	381,700	317,700	(29,200)	64,000	20.14%	12,076,100
Power Supply and Maintenance Total		15,560,800	15,587,500	13,266,300	(26,700)	2,321,200	15,560,800	15,587,500	13,266,300	(26,700)	2,321,200	17.50%	156,484,300
Operating Revenues Available For Operating Expenses Total		8,945,900	8,324,100	9,843,300	(621,800)	(1,519,200)	8,945,900	8,324,100	9,843,300	(621,800)	(1,519,200)	-15.43%	73,345,500
Operating Expenses	Trans. and Distr. Expenses	2,245,500	1,436,000	1,282,700	809,500	153,300	2,245,500	1,436,000	1,282,700	809,500	153,300	11.95%	27,952,700
	G & A Expenses	1,839,900	1,538,700	1,022,900	301,200	515,800	1,839,900	1,538,700	1,022,900	301,200	515,800	50.43%	29,273,300
	Debt Interest Expense	77,700	100	67,200	77,600	(67,100)	77,700	100	67,200	77,600	(67,100)	-99.85%	932,300
	Depreciation Expenses	1,679,400	1,678,600	1,559,900	800	118,700	1,679,400	1,678,600	1,559,900	800	118,700	7.61%	20,152,400
Operating Expenses Total		5,842,500	4,653,400	3,932,700	1,189,100	720,700	5,842,500	4,653,400	3,932,700	1,189,100	720,700	18.33%	78,310,700
Operating Results Total		3,103,400	3,670,700	5,910,600	567,300	(2,239,900)	3,103,400	3,670,700	5,910,600	567,300	(2,239,900)	-37.90%	(4,965,200)
	Aid to Construction and Grants	101,300	0	190,800	(101,300)	(190,800)	101,300	-	190,800	(101,300)	(190,800)	-100.00%	1,216,400
	Payment In Lieu of Taxes (PILOT)	(1,033,800)	(1,033,800)	(987,800)	-	(46,000)	(1,033,800)	(1,033,800)	(987,800)	-	(46,000)	4.66%	(12,405,800)
	Intergovernmental Revenues (Expenses)	-	0	-	-	-	-	-	-	-	-	100.00%	-
Change in Net Assets before Appropriations Total		2,170,900	2,636,900	5,113,600	466,000	(2,476,700)	2,170,900	2,636,900	5,113,600	466,000	(2,476,700)	-48.43%	(16,154,600)
Appropriations from/(to) Other Funds		-	-	-	-	-	-	-	-	-	-	100.00%	0
Change in Net Assets after Appropriations Total		2,170,900	2,636,900	5,113,600	466,000	(2,476,700)	2,170,900	2,636,900	5,113,600	466,000	(2,476,700)	-48.43%	(16,154,600)
Revenues and Budgetary Appr.	Total Revenues	24,608,000	23,911,600	23,300,400	(696,400)	611,200	24,608,000	23,911,600	23,300,400	(696,400)	611,200	2.62%	231,046,200
	Budgetary Appropriations	2,902,600	456,400	575,500	(2,446,200)	(119,100)	2,902,600	456,400	575,500	(2,446,200)	(119,100)	-20.70%	42,166,500
	Notes Receivable - Coal Ash Adjustment Credit	0	0	1,825,100	-	(1,825,100)	-	-	1,825,100	-	(1,825,100)	-100.00%	0
Revenues and Budgetary Appr. Total		27,510,600	24,368,000	25,701,000	(3,142,600)	(1,333,000)	27,510,600	24,368,000	25,701,000	(3,142,600)	(1,333,000)	-5.19%	273,212,700
Expenditures	Total Operating Expenses	22,437,100	21,274,700	18,186,800	1,162,400	3,087,900	22,437,100	21,274,700	18,186,800	1,162,400	3,087,900	16.98%	247,200,800
	Depreciation/Amortization Adjustment	(1,665,000)	(1,678,800)	(1,552,500)	13,800	(126,300)	(1,665,000)	(1,678,800)	(1,552,500)	13,800	(126,300)	8.14%	(19,979,800)
	Other Deductions	-	197,000	82,500	(197,000)	114,500	-	197,000	82,500	(197,000)	114,500	138.79%	-
	Capital Expenditures	1,443,000	394,200	1,422,400	1,048,800	(1,028,200)	1,443,000	394,200	1,422,400	1,048,800	(1,028,200)	-72.29%	21,242,400
	Debt Principal Payments	-	-	-	-	-	-	-	-	-	-	100.00%	1,162,700
	Appropriations to Other Funds	9,053,800	9,240,900	4,604,000	(187,100)	4,636,900	9,053,800	9,240,900	4,604,000	(187,100)	4,636,900	100.71%	23,586,600
Expenditures Total		31,268,900	29,428,000	22,743,200	1,840,900	6,684,800	31,268,900	29,428,000	22,743,200	1,840,900	6,684,800	29.39%	273,212,700

* Budget Variance Favorable (Unfavorable)

**PUBLIC WORKS COMMISSION
RECAP OF REVENUES AND EXPENDITURES
WATER/WASTEWATER**

FOR THE PERIOD ENDING JULY 31, 2022

UNAUDITED - SUBJECT TO CHANGE

ROUNDED TO NEAREST HUNDRED		Current Month Budget	Current Month Actual	Current Month Actual Last Year	Budget To Actual Variance Current	Current Actual Difference	Year To Date Budget	Year To Date Current Year	Year To Date Last Year	Year To Date Budget To Actual Variance	Year To Date Difference	% Change Current Year Prior Year	Annual Budget
Description													
Operating Revenues	Residential, Commercial, and Industrial-Water	4,592,100	4,706,000	4,189,800	113,900	516,200	4,592,100	4,706,000	4,189,800	113,900	516,200	12.32%	50,647,800
	Other Sales of Water	353,700	393,700	328,300	40,000	65,400	353,700	393,700	328,300	40,000	65,400	19.92%	3,828,900
	Residential, Commercial, and Industrial- Wastewater	4,972,700	5,142,900	4,432,700	170,200	710,200	4,972,700	5,142,900	4,432,700	170,200	710,200	16.02%	60,084,700
	Other Sales of Wastewater	41,500	54,200	52,200	12,700	2,000	41,500	54,200	52,200	12,700	2,000	3.83%	640,900
	Other Operating Revenues	694,800	740,900	613,100	46,100	127,800	694,800	740,900	613,100	46,100	127,800	20.84%	8,128,800
	Other Revenues	48,100	55,000	34,300	6,900	20,700	48,100	55,000	34,300	6,900	20,700	60.35%	577,000
Operating Revenues Total		10,702,900	11,092,700	9,650,400	389,800	1,442,300	10,702,900	11,092,700	9,650,400	389,800	1,442,300	14.95%	123,908,100
Operating Expenses	Water Treatment Facilities	1,300,400	1,244,900	965,200	55,500	279,700	1,300,400	1,244,900	965,200	55,500	279,700	28.98%	20,531,200
	Water Distribution System	599,600	355,000	350,400	244,600	4,600	599,600	355,000	350,400	244,600	4,600	1.31%	8,433,300
	Wastewater Collection System	761,100	590,800	583,900	170,300	6,900	761,100	590,800	583,900	170,300	6,900	1.18%	10,793,400
	Water Reclamation Facilities	681,500	520,900	467,300	160,600	53,600	681,500	520,900	467,300	160,600	53,600	11.47%	9,172,600
	Residuals Management	24,700	15,100	14,500	9,600	600	24,700	15,100	14,500	9,600	600	4.14%	359,900
	G & A Expenses	1,798,000	1,424,600	1,038,600	373,400	386,000	1,798,000	1,424,600	1,038,600	373,400	386,000	37.17%	29,209,400
	Debt Interest Expense	907,000	1,200	740,100	905,800	(738,900)	907,000	1,200	740,100	905,800	(738,900)	-99.84%	10,829,200
	Depreciation Expense	2,464,400	2,531,900	2,376,200	(67,500)	155,700	2,464,400	2,531,900	2,376,200	(67,500)	155,700	6.55%	29,570,700
Operating Expenses Total		8,536,700	6,684,400	6,536,200	1,852,300	148,200	8,536,700	6,684,400	6,536,200	1,852,300	148,200	2.27%	118,899,700
Operating Results Total		2,166,200	4,408,300	3,114,200	2,242,100	1,294,100	2,166,200	4,408,300	3,114,200	2,242,100	1,294,100	41.55%	5,008,400
	Aid to Construction, Grants, and FIF	461,400	941,400	863,400	480,000	78,000	461,400	941,400	863,400	480,000	78,000	9.03%	5,537,000
	Payment in Lieu of Taxes (PILOT)	-	-	0	-	-	-	-	0	-	-	100.00%	-
	Intergovernmental Revenues (Expenses)	107,500	12,300	14,700	(95,200)	(2,400)	107,500	12,300	14,700	(95,200)	(2,400)	-16.33%	1,290,000
Change in Net Assets before Appropriations Total		2,735,100	5,362,000	3,992,300	2,626,900	1,369,700	2,735,100	5,362,000	3,992,300	2,626,900	1,369,700	34.31%	11,835,400
	Appropriations from/(to) Other Funds	-	-	-	-	-	-	-	-	-	-	100.00%	-
Change in Net Assets after Appropriations Total		2,735,100	5,362,000	3,992,300	2,626,900	1,369,700	2,735,100	5,362,000	3,992,300	2,626,900	1,369,700	34.31%	11,835,400
Revenues and Budgetary Appr.	Total Revenues	11,271,800	12,046,400	10,528,500	774,600	1,517,900	11,271,800	12,046,400	10,528,500	774,600	1,517,900	14.42%	130,735,100
	Budgetary Appropriations	0	385,500	0	385,500	385,500	0	385,500	0	385,500	385,500	100.00%	8,355,500
Revenues and Budgetary Appr. Total		11,271,800	12,431,900	10,528,500	1,160,100	1,903,400	11,271,800	12,431,900	10,528,500	1,160,100	1,903,400	18.08%	139,090,600
Expenditures	Total Operating Expenses	8,536,700	6,684,400	6,536,200	1,852,300	148,200	8,536,700	6,684,400	6,536,200	1,852,300	148,200	2.27%	118,899,700
	Depreciation/Amortization Adjustment	(2,378,200)	(2,532,000)	(2,307,400)	153,800	(224,600)	(2,378,200)	(2,532,000)	(2,307,400)	153,800	(224,600)	9.73%	(28,536,000)
	Other Deductions	(61,100)	(180,100)	61,100	119,000	(119,000)	(61,100)	(180,100)	61,100	119,000	(180,100)	-66.07%	-
	Capital Expenditures	1,398,900	386,400	542,700	1,012,500	(156,300)	1,398,900	386,400	542,700	1,012,500	(156,300)	-28.80%	19,542,000
	Debt Related Payments	-	-	-	-	-	-	-	-	-	-	100.00%	17,051,600
	Special Item	0	-	-	-	-	0	0	-	-	-	100.00%	0
	Appropriations to Other Funds	836,300	789,500	842,100	46,800	(52,600)	836,300	789,500	842,100	46,800	(52,600)	-6.25%	12,133,300
Expenditures Total		8,393,700	5,267,200	5,433,500	3,126,500	(166,300)	8,393,700	5,267,200	5,433,500	3,126,500	(166,300)	-3.06%	139,090,600

* Budget Variance Favorable (Unfavorable)