

RONNA ROWE GARRETT, COMMISSIONER
DONALD L. PORTER, COMMISSIONER
CHRISTOPHER G. DAVIS, COMMISSIONER
RICHARD W. KING, COMMISSIONER
TIMOTHY L. BRYANT, CEO/GENERAL MANAGER



FAYETTEVILLE PUBLIC WORKS COMMISSION
955 OLD WILMINGTON RD
P.O. BOX 1089
FAYETTEVILLE, NORTH CAROLINA 28302-1089
TELEPHONE (910) 483-1401
WWW.FAYPWC.COM

PUBLIC WORKS COMMISSION
MEETING OF WEDNESDAY, MARCH 27, 2024
8:30 A.M.

AGENDA

I. REGULAR BUSINESS

- A. Call to order
- B. Pledge of Allegiance
- C. Approval of Agenda

II. PRESENTATION

RECOGNITION OF PWC LEADERSHIP FAYETTEVILLE GRADUATES

Presented by: Nat Robertson, CEO/President Greater Fayetteville Chamber

III. CONSENT ITEMS

(See Tab 1)

- A. Approve Minutes of meeting of March 13, 2024
- B. Approve bid recommendation to award bid for the purchase of four (4) Vacuum Circuit Breakers to Meiden America Switchgear, Inc., Gray Court, SC, the lowest, responsive, responsible bidder, in the total amount of \$431,400.00, and forward to City Council for approval.

The four (4) Vacuum Circuit Breakers are budgeted in Warehouse Inventory.

Bids were received March 11, 2024, as follows:

<u>Bidders</u>	<u>Manufacturer</u>	<u>Total Cost</u>	<u>Delivery</u>
Meiden America Gray Court, SC	Meiden America	\$431,400.00	38 Weeks

BUILDING COMMUNITY CONNECTIONS SINCE 1905

AN EQUAL EMPLOYMENT OPPORTUNITY EMPLOYER

COMMENTS: The Commission is asked to approve awards for the purchase of four (4) Vacuum Circuit Breakers to the lowest, responsive, responsible bidder and in the best interests of PWC to Meiden America Switchgear, Inc., Gray Court, SC. Notice of the bid was advertised through our normal channels on February 20, 2024, with a bid opening date of March 5, 2024, with no bids received. Re-Advertisement on March 6, 2024, with a bid opening date of March 11, 2024. Bids were solicited from three (3) vendors and one (1) was received. The award is recommended to Meiden America Switchgear, Inc., Gray Court, SC. **MWDBE / SLS Participation:** Meiden America Switchgear, Inc., Gray Court, SC is not a MWDBE, or local business Meiden is the manufacturer of this purchase and intends to perform the contract with its own workforce.

C. Adopt PWC Ordinance # PWCORD2024-02 – FY24 Electric, Water/Wastewater (W/WW) Fund Budget Amendment #7

The above budget ordinance amendment #7 increases the Electric Fund by \$3,800,000 to \$308.2 million. The purpose of this amendment is to fund the overhaul of gas turbine #1 to meet the recommendations of the original equipment manufacturer by completing major overhauls at certain operational intervals, which will extend the useful life of the asset. There is no effect to the W/WW Fund.

Electric Fund

- Electric Fund Revenue: Total Electric Fund Revenue increased by \$3,800,000.
 - Total Budgetary Appropriations increased by \$3,800,000 due to increasing the Appropriation from Electric Net Position.
- Electric Fund Expenditures: Total Electric Fund Expenditures increased by \$3,800,000.
 - Capital increased by \$3,800,000 to fund one gas turbine overhaul.

W/WW Fund

- W/WW Fund Revenue: Total W/WW Fund Revenue is not affected.
- W/WW Fund Expenditures: Total W/WW Fund Expenditures is not affected.

COMMENT: Staff recommends the Commission adopt the above budget ordinance amendment PWCORD2024-02

END OF CONSENT

IV. PUBLIC HEARING REGARDING ELECTRIC LARGE SERVICE RATES

V. SAFETY PROGRAM UPDATE

Presented by: Georgette Miller, General Counsel/Chief Legal Officer

VI. GENERAL MANAGER REPORT

VII. COMMISSIONER/LIAISON COMMENTS

VIII. REPORTS AND INFORMATION

(See Tab 2)

- A. Monthly Cash Flow Report – February 2024
- B. Recap of Uncollectible Accounts – February 2024
- C. Purchase Orders – February 2024
- D. Utility Payments by Payment Type – February 2024
- E. Financial Statement Recaps – February 2024
 - Electric Systems
 - Water/Wastewater
- F. Career Opportunities
- G. Actions by City Council during the meeting of March 14, 2024, related to PWC:
 - Approved Bid Recommendation – Cross Creek and Rockfish Creek Water Reclamation Facilities Screw Pump Improvements
 - Approved Bid Recommendation – Relay Control Switchboards

IX. CLOSED SESSION PURSUANT TO NORTH CAROLINA GENERAL STATUTES 143-318.11(A)(3) FOR LEGAL MATTERS

X. ADJOURN

PUBLIC WORKS COMMISSION
MEETING OF WEDNESDAY, MARCH 13, 2024
8:30 AM

Present: Donald L. Porter, Chairman
Christopher G. Davis, Vice Chairman (VIA WEBEX)
Ronna Rowe Garrett, Secretary
Richard W. King, Treasurer

Others Present: Timothy L. Bryant, CEO/General Manager
Derrick Thompson, City Council Liaison
Media

Absent: Michael Boose, Cumberland County Liaison

I. REGULAR BUSINESS

Chairman Donald Porter called the meeting of March 13, 2024, to order at 8:30 am.

PLEDGE OF ALLEGIANCE

Chairman Donald Porter led the Commission in the Pledge of Allegiance

APPROVAL OF AGENDA

Commissioner Ronna Rowe Garrett motioned to approve the agenda. The motion was seconded by Commissioner Richard King, and unanimously approved.

II. CONSENT ITEMS

Upon motion by Commissioner Ronna Rowe Garrett, seconded by Commissioner Richard King, Consent Items were unanimously approved.

- A. Approve Minutes of meeting of February 28, 2024
- B. Approve bid recommendation to award contract for the ARPA Funded Sewer Main Rehabilitation to SAK Construction, LLC, O'Fallon, MO, the lowest, responsive, responsible bidder, in the total amount of \$2,925,905.00, and forward to City Council for approval.

Staff also requests Commission to adopt PWC Resolution # PWC2024.02 – Tentative Award of Bid Contract

Funding for this project will be from ARPA Funds

Bids were received February 20, 2024, as follows:

Bidders

Total Cost

SAK Construction, LLC, O’Fallon, MO	\$2,925,905.00
Insituform Technologies, LLC, Chesterfield, MO	\$3,120,601.75
Inliner Solutions, LLC, Orleans, IN	\$4,518,880.00

COMMENTS: This project consists of rehabilitating approximately 72, 800 linear feet of existing concrete, clay, cast iron, and other various sewer mains, utilizing a cured -in -place liner. Work shall include bypass pumping, removal, and replacement of manhole cones and/ or riser sections, cleaning the main, pre and post television inspection, site restoration, and all other items necessary to provide a complete project, with associated appurtenances, as described in these Contract Documents.

Notice of the bid was advertised through PWC’s normal channels on January 16, 2024, with a bid opening date of February 20, 2024. Bids were solicited from three (3) bidders, with three bids received at the bid opening, which were evaluated by the Water Resources Engineering and Procurement departments. **MWDBE/Local Participation:** SAK Construction, LLC, O’Fallon, MO, is not a small local or MWDBE business.

- C. Approve bid recommendation to award contract for the Re-Advertisement of Water Main Replacement from Robeson Street to Winslow to T. A. Loving Company, dba Pipeline Utilities, Inc., Goldsboro, NC, the lowest, responsive, responsible bidder, in the total amount of \$910,229.00, and forward to City Council for approval.

This project will be bond funded.

Bids were received January 10, 2024, as follows:

<u>Bidders</u>	<u>Total Cost</u>
T. A. Loving Company, dba Pipeline Utilities, Inc., Goldsboro, NC	\$ 910,229.00
Sandford Contractors, Inc., Lemon Springs, NC	\$1,191,190.00

COMMENTS: This project consists of installation of approximately six hundred seventy (670) linear feet of twelve (12) inch water main along an existing easement between Robeson Street and Winslow Street, including approximately one hundred fifty (150) linear feet of main and casing installed by jack and bore to cross under railroad tracks; testing and connection to the existing water system; abandonment of the existing ten (10) inch water main; and all other necessary items to complete the work.

Notice of the bid was advertised through PWC’s normal channels on November 6, 2023, with an initial bid opening date of December 14, 2023. The solicitation was readvertised on December 18, 2023, due to the minimum number of bids received being below the General Statute requirement. The readvertisement bid opening date was set to Wednesday, January 10, 2024. Bids were solicited from three (3) bidders. PWC received two (2) bids for this project. The two (2) bids received were then evaluated by the Water Resources Engineering and Procurement departments. **MWDBE/Local Participation:** T.A. Loving Company dba Pipeline Utilities, Inc., Goldsboro, NC is not a local or MWDBE business. T.A. Loving Company dba Pipeline Utilities, Inc. anticipates \$14,500.00 with MWDBE contractors, such as hauling, fencing, and concrete contractors, and \$80,000.00 with local contractors, such as hauling, clearing, erosion control, and material suppliers.

- D. Approve bid recommendation to award base bid for the Re-Advertisement for the Procurement and Construction of Gillespie B1.9 Solar PV Utility Station to Oral’s Construction Company, Inc., Maxton, NC, the lowest, responsive, responsible bidder, in the total amount of \$3,439,364.87, and forward to City Council for approval.

The project is funded through account string 103.0000.0435.2309730-02.341000.CPR1000519.

Bids were received January 16, 2024, as follows:

Bidders

Total Cost

Oral's Construction Company Inc., Maxton, NC
Bowlin Group, LLC, Walton, KY

\$3,439,364.87
\$8,877,939.00

COMMENTS: This project requires the contractor to procure, install, interconnect to PWC's distribution grid, test, and commission a utility scale turn-key 1.9 MW (AC) solar photovoltaic generating station to be located at 3858 Gillespie Street in Fayetteville. The construction contract will have a contract term of three hundred sixty-five (365) calendar days from the Notice to Proceed date.

Notice of the bid was advertised through PWC's normal channels on September 29, 2023, with an initial bid opening date of October 31, 2023. The solicitation was readvertised on November 22, 2023, due to the minimum number of bids received being below the General Statute requirement. The readvertisement bid opening date was set to Tuesday, January 16, 2024. Bids were solicited from six (6) bidders. PWC received two (2) bids for this project, which were evaluated by the Electric Engineering and Procurement departments. **MWDBE/Local Participation:** Oral's Construction Company, Inc., Maxton, NC is a MWDBE business. They anticipate \$239,688.00 in MWDBE spend for electrical and site prep needs. They also anticipate \$285,221.00 in SLS spend and \$43,914.00 with other local vendors for various construction needs.

END OF CONSENT

III. PWC INTERNSHIP PROGRAM UPDATE

Presented by: Bobby Russell, Human Resource Officer
Lauren Armstrong, HR Programs Specialist

Mr. Russell, PWC HR Officer stated we have offered the summer internship program for between 15 – 20 years. We use it as a talent acquisition program where we bring in high school and college students.

Mr. Russell introduced Ms. Lauren Armstrong, PWC's HR Programs Specialist. She stated the internship program is one that she runs, and she is passionate about it. She stated we have almost ten full-time employees from the internship program, however we feel there is always room for improvement. She stated she and her supervisor, Jennifer Bullard have attended conferences, meetings, and workshops to learn as much as they can about the upcoming generations and what they are looking for in internships.

She then provided an overview of PWC's internship program.

Current/Historic Internship Program

- ▶ 3 Types of Internships
 - Skills Bridge – A program that allows PWC to partner with our armed forces, in particular Fort Liberty. It allows members of the military to transition out of the military and into the workforce.
 - Innovative Career Opportunities Now (ICON) – A program, in partnership with Cumberland County Schools. It allows high school students to gain job experience and explore different career paths for six weeks during the summer.
 - College Internship Program – This program affords students from across North Carolina to come and work for 10 weeks in the area in which they are studying. They are one of the most important aspects of our internship program.

- ▶ Colleges and Universities where our college interns have studied.
 - ECU, NC State, UNC, UNCG, Campbell, WCU, UNCW, FSU, Methodist, FTCC
- ▶ Departments within PWC that have hosted our ICON and College Interns
 - HR, IT, Cybersecurity, Medical, Procurement, CCR, SCADA, Watersheds, Financial Planning, Customer Call Center, Supply Chain, Water Engineering, Water Lab, Key Accounts, Financial Planning, Electrical Engineering, Safety, Risk Management, IT Applications, Corporate Development, Facilities

Benefits of an Internship Program

For PWC:

- Cost effective labor
- Increased productivity
- Broadened capabilities
- Injected enthusiasm
- Increased effectiveness
- Talent acquisition
- Branding and marketing

For Interns:

- Career exploration
- Work-based learning
- Networking
- Realistic preview of the workplace
- Learn new skills
- Earn money

Structure of New Program

- ▶ 4 Key Elements of a Great Internship Program
 - Culture Transmission
 - Professional Development
 - Meaningful Work
 - Effective Mentoring
- ▶ Partnership with HR
 - Meetings with supervisors
 - Resources
- ▶ ICON Students – 6 Week Program
 - At least 3 departments
 - Rotations every 2 weeks
 - Job shadowing
 - Selection process
 - 2 Lunch and Learns with HR
 - 2 Tours of PWC facilities
 - Weekly reports
 - “Exit interviews”

Competencies of PWC Internship Program

- Time Management
- Communication
- Conflict Resolution
- Accountability
- Initiative
- Project Management

- ▶ College Interns – 10 Week Program
 - Recruiting process
 - 1 on 1 Meeting with supervisor and HR
 - Syllabus, goals, weekly plans, career development plan, etc.
 - Weekly Lunch and Learns with HR
 - Tours of PWC facilities
 - Professional development
 - Presentation preparations
 - Mid-summer and end-of-summer evaluations
 - Project – presentation to officers

Staff responded to questions and comments from Commissioners. Commissioner Porter thanked Mr. Russell and Ms. Armstrong for the report.

IV. 2ND QUARTER (OCTOBER – DECEMBER 2023) FINANCIAL RECAP

Presented by: Jason Briggs, Chief Auditor

Mr. Jason Briggs, Chief Auditor, stated these are the events that shaped the FY24 2nd Quarter (YTD 6 Months)

✓ **Rate Modification**

- Cost of Service Water, Wastewater, and Electric Rates effective May 2023

✓ **Bond Issuance**

- Series 2021 Bonds issued in November 2021 \$94.8M Par at 2.28% TIC
- Series 2023 Bonds issued in November 2023 \$169.4M Par at 4.68% TIC

✓ **Supply Chain Impact**

- Increased Material Pricing
- Delays on Materials
- Challenging Bidding Environment

✓ **Energy Catch Up**

- FY24: \$4.9 mil
- FY23: \$8.3 mil
- FY22: \$4.3 mil

Summary of Major Changes over Prior Year (\$ in Thousands)

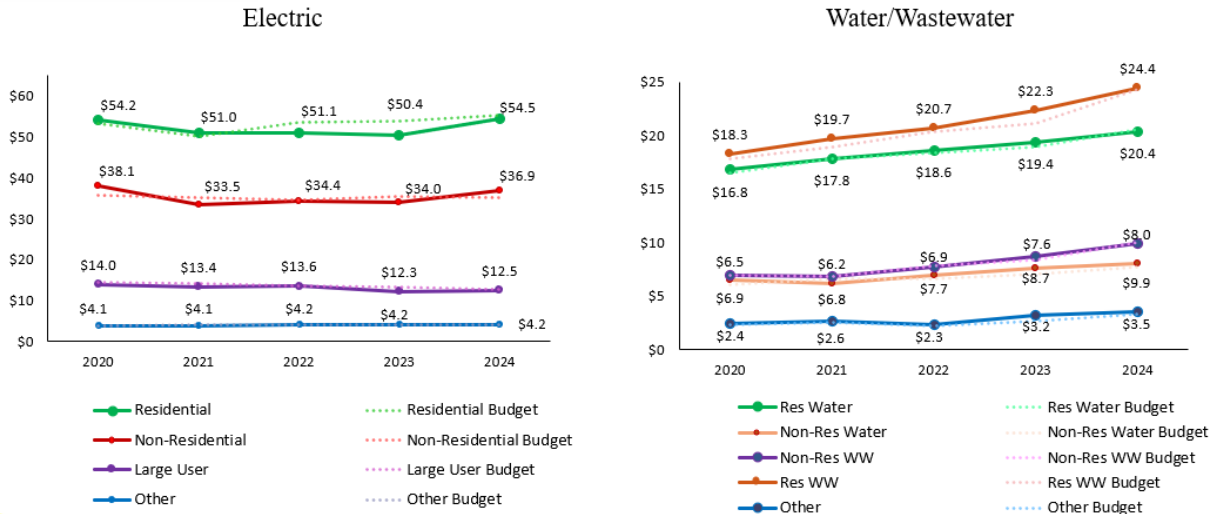
Electric Revenue	▲	10.2%	\$ 11,918
Electric Power Supply & Maintenance	▼	3.9%	\$ 3,091
Coal Ash	▲	3.7%	\$ 139
Electric G&A Expense	▲	14.9%	\$ 1,522
Electric Other Operating Expense	▲	9.5%	\$ 2,064
Electric Payment in Lieu of Taxes (PILOT)	▼	1.3%	\$ 81
Water Revenue	▲	5.4%	\$ 1,594
Wastewater Revenue	▲	11.2%	\$ 3,524
Water/Wastewater G&A Expense	▲	11.7%	\$ 1,181
Water/Wastewater Other Operating Expense	▲	3.3%	\$ 1,393
Water/WW Aid, Grants, FIF Transfers	▲	11.6%	\$ 712
Days Cash Reserve	▲	138	
Net Bad Debt		<1.0%	

Total Revenue and Expense (\$ in Millions)



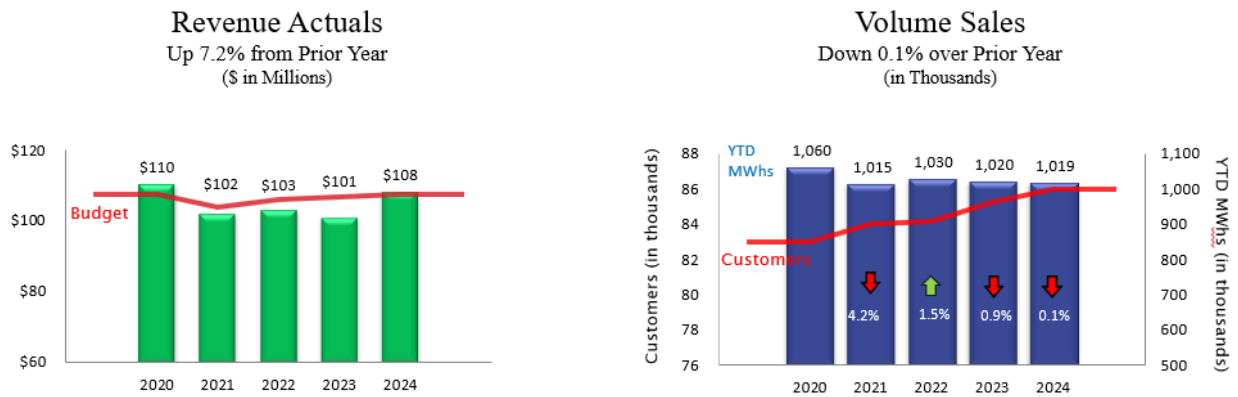
Revenues are higher than budget and prior year while expenses are lower than budget but higher than prior year

Revenue Trend by Customer Class (\$ in Millions)



Rate increases positively impacted sales compared to prior year and sales are aligned with budget.

Electric Sales



Revenue increased 7.2% driven primarily by the rate increase, a 1% increase in customer growth, and a slight decrease in energy sales.

Electric Comparison

2nd Quarter Ended December 31, 2023 (\$ in Thousands)

	2020	2021	2022	2023	2024	Budget
Electric Sales Revenue	\$ 110,409	\$ 102,034	\$ 103,245	\$ 100,851	\$ 108,071	\$ 107,454
Percent Change		-7.6%	1.2%	-2.3%	7.2%	6.5%
Other Revenue	\$ 15,855	\$ 13,689	\$ 17,041	\$ 16,468	\$ 21,166	\$ 20,599
Percent Change		-13.7%	24.5%	-3.4%	28.5%	25.1%
Power Supply & Maintenance	\$ 73,553	\$ 75,359	\$ 73,270	\$ 78,658	\$ 75,567	\$ 78,025
Percent Change		2.5%	-2.8%	7.4%	-3.9%	-0.8%
Coal Ash	\$ 10,874	\$ 6,478	\$ 3,442	\$ 3,759	\$ 3,899	\$ 3,814
Percent Change		-40.4%	-46.9%	9.2%	3.7%	1.5%
G&A Expense	\$ 9,765	\$ 9,379	\$ 9,998	\$ 10,206	\$ 11,728	\$ 15,667
Percent Change		-4.0%	6.6%	2.1%	14.9%	53.5%
Other Operating Expenses	\$ 18,793	\$ 17,381	\$ 21,457	\$ 21,780	\$ 23,844	\$ 25,983
Percent Change		-7.5%	23.5%	1.5%	9.5%	19.3%

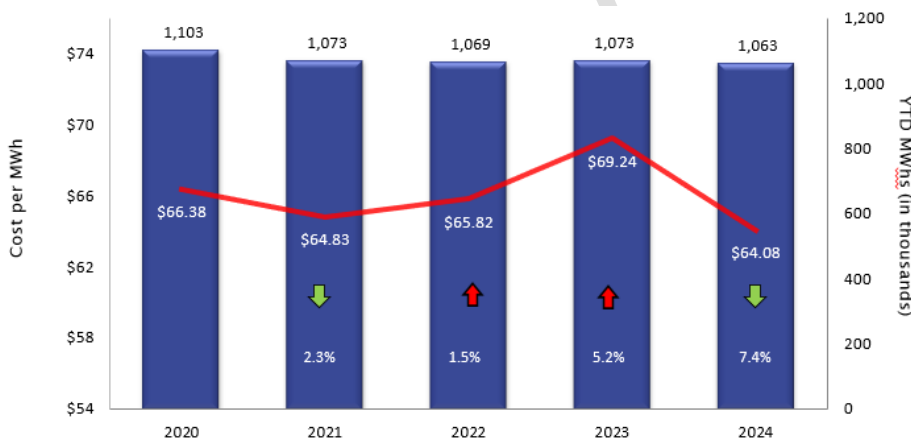
Revenue increased due to increase in rates while expenses slightly up from prior year but lower than budget.

Electric
Budget – Actual – Previous
2nd Quarter FY2024

(\$ in Thousands) (Percent of Revenues)	Year to Date					
	Budget		Actual		Last Year	
Total Sales Revenue	\$ 107,454	84%	\$ 108,071	84%	\$ 100,851	86%
Total Other Revenue	20,599	16%	21,166	16%	16,468	14%
Power Supply and Maintenance	(78,025)	61%	(75,567)	70%	(78,658)	78%
Coal Ash	(3,207)	3%	(3,899)	4%	(3,759)	4%
Available Operating Revenues	\$ 46,821	37%	\$ 49,771	39%	\$ 34,902	30%
Other Operating Expenses	(41,650)	33%	(35,571)	33%	(31,986)	32%
Operating Results	\$ 5,171	4%	\$ 14,200	11%	\$ 2,916	2%
Aid to Construction & Grants	296	0%	64	0%	48	0%
City PILOT/Econ Dev	(6,122)	5%	(6,122)	6%	(6,203)	6%
Change in Net Position	\$ (655)	-1%	\$ 8,142	6%	\$ (3,239)	-3%

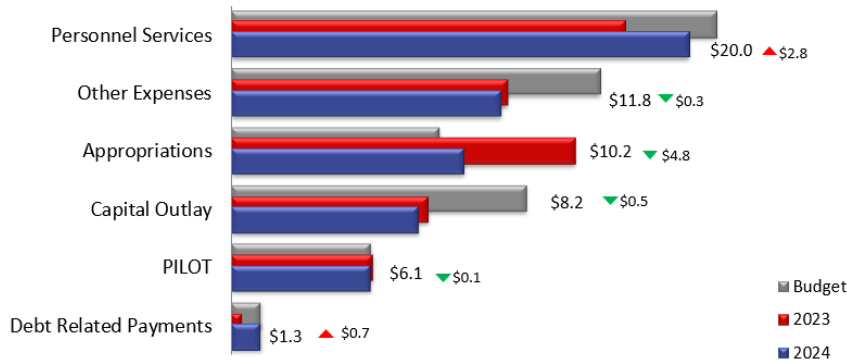
Increased revenue, timing of projects and lower power supply costs positively affected change in net position.

Electric Purchased Power
MWhs Purchased and Cost per MWh
2nd Quarter FY2024



Expenses decreased due to reduction of energy catch-up payments and a reduction in purchased MWh from DEP

Electric Fund
The Largest Expenditure in the Electric Fund, Excluding Power Supply is Personnel Services
(\$ to Millions)



W/WW Comparison 2nd Quarter Ended December 2023 (\$ in Thousands)

	2020	2021	2022	2023	2024	Budget
Water Sales Revenue	\$ 25,212	\$ 25,963	\$ 27,425	\$ 29,420	\$ 31,014	\$ 30,868
Percent Change		3.0%	5.6%	7.3%	5.4%	4.9%
Wastewater Sales Revenue	\$ 25,516	\$ 26,902	\$ 28,711	\$ 31,337	\$ 34,861	\$ 34,771
Percent Change		5.4%	6.7%	9.1%	11.2%	11.0%
Other Revenue	\$ 4,854	\$ 3,670	\$ 4,130	\$ 4,718	\$ 6,961	\$ 6,477
Percent Change		-24.4%	12.5%	14.2%	47.5%	37.3%
G&A Expense	\$ 9,087	\$ 9,421	\$ 9,896	\$ 10,123	\$ 11,303	\$ 16,465
Percent Change		3.7%	5.0%	2.3%	11.7%	62.6%
Other Operating Expense	\$ 35,294	\$ 33,965	\$ 38,808	\$ 42,690	\$ 44,083	\$ 47,463
Percent Change		-3.8%	14.3%	10.0%	3.3%	11.2%
Aid, Grants, SDF, XFRs	\$ 2,395	\$ 8,063	\$ 3,899	\$ 6,120	\$ 6,833	\$ 1,823
Percent Change		236.7%	-51.6%	57.0%	11.7%	-70.2%

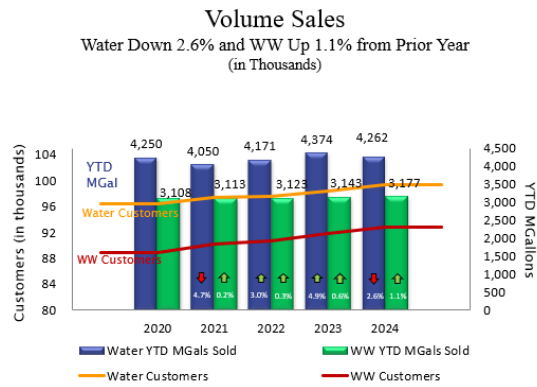
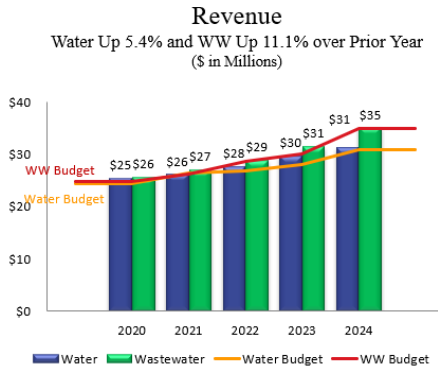
Revenue increase due to increase in rates while expenses slightly up from prior year but lower than budget.

Water & Wastewater Budget-Actual-Previous 2nd Quarter FY 2024

(\$ in Thousands) (Percent of Revenues)	Year to Date		
	Budget	Actual	Last Year
Total Sales Revenue	\$ 65,638 91%	\$ 65,875 90%	\$ 60,757
Total Other Revenue	6,477 9%	6,961 10%	4,718
Total Operating Expenses	63,928 89%	55,387 76%	52,813
Operating Results	\$ 8,187 11%	\$ 17,449 24%	\$ 12,662
Assessments, Aid, Grants, Transfers	1,823 3%	6,833 9%	6,120
Change in Net Position	\$ 10,010 14%	\$ 24,282 33%	\$ 18,782

Timing of projects had a positive impact on change in net position

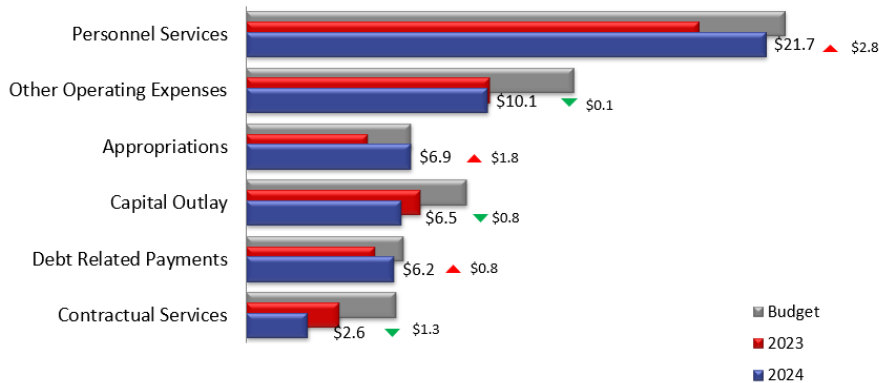
Water-Wastewater Sales



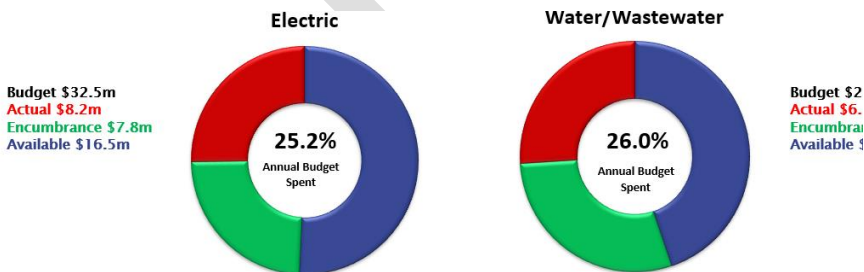
Water revenue up 5.4% due to rate increase with a decrease in volume sales and WW up 11.1% due to rate increase as well as an increase in volume sales.

Water Fund

The Largest Expenditure in the Water Fund is Personnel Services
(\$ in Millions)



Capital Expenditures Compared to Annual Budget



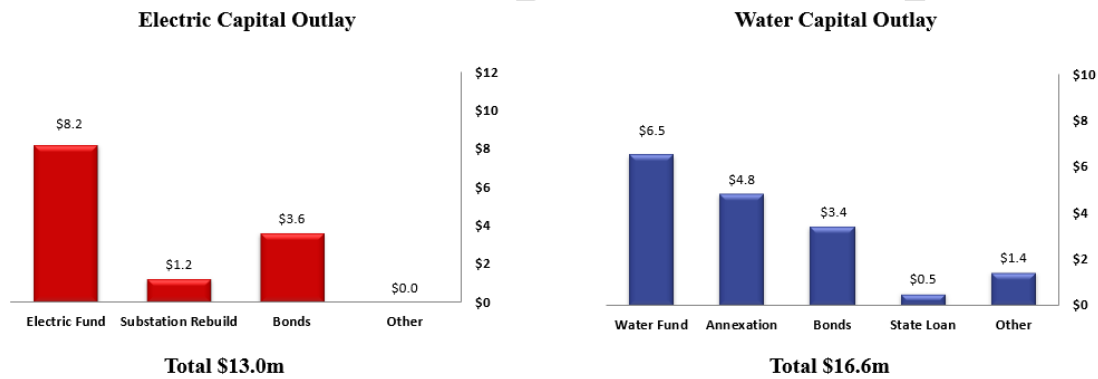
Approximately 52% of FY24 budget spent or encumbered

Capital Expenditures and Debt Service

(\$ in Thousands) 2nd Quarter FY 2024	Year to Date		
	Budget	Actual	Last Year
Electric Systems Division	\$ 10,611	\$ 7,441	\$ 7,949
Water Resources Division	7,201	5,739	6,456
Administration Division	3,743	916	1,092
Customer Division	508	632	452
Finance Division	-	-	7
Total Capital Expenditures	\$ 22,063	\$ 14,728	\$ 15,956
Electric Debt Service:			
Principal Payments	\$ -	\$ -	\$ -
Interest and Other Finance Costs	1,190	1,194	454
Water Debt Service:			
Principal Payments	-	-	-
Interest and Other Finance Costs	6,582	6,179	5,421
Total Debt Service	\$ 7,772	\$ 7,373	\$ 5,875

Capital spend by division includes variances caused by timing on various projects.

Capital Outlay (\$ in Millions)



In addition to capital spend of \$14.7M in the general fund; \$14.9M spent in other funds

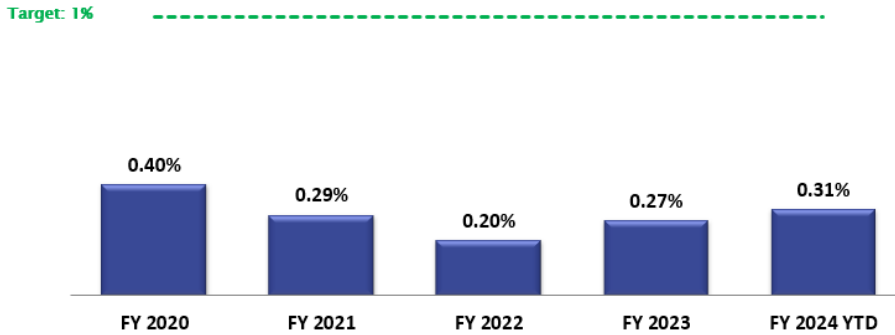
Days Cash



Current cash levels allow PWC to maintain current and future bond ratings and fund future projects.

Bad Debt

Electric & Water Bad Debt as a Percent of Sales Remain Under 1%



Staff responded to comments and questions from Commissioners. Commissioner Porter thanked Mr. Briggs for the report.

V. ELECTRIC RATES FOR LARGE POWER SERVICE COINCIDENT PEAK PRESENTATION

Presented by: Jason Alban, Director of Financial Planning and Capital Projects

Mr. Alban, Director of Financial Planning and Capital Projects stated the purpose of this presentation is to present recommendations for Large Service Rates for July 1/May 1; rates are as adopted on February 28th, except as noted.

He also stated the proposed rate schedules and ancillary documents will be delivered to the PWC Clerk and posted on our website for the public to access when the notice of public hearing is published. He will request for the Commission to set the Public Hearing for March 27th and Adopt Rates.

Large Service Rates Recommended

Staff recommends the following rate schedules become effective July 1, 2024, to simplify the intended rate design language put in place with the Noncoincident Peak Differential rates, and to include extra facilities charges, when assessed, for new services:

- Large Power Service – Owning Transmission (closed to new customers)
- Large General Service – Owning Transmission (available to new customers wishing to interconnect at the 66kV level)
- Large General Service; replacing Large Power Service-Coincident Peak

Large Service Rates to Close

Staff also recommends closing the two differential rate schedules effective July 1, 2024. No customers are on these rates.

- Large Power Service – Noncoincident Peak Differential – Owning Transmission
- Large Power Service – Noncoincident Peak Differential

Current Large Power Service-Coincident Peak customers will move to the Large General Service rate effective July 1, 2024; and rate will be available to new customers.

Electric Rate Schedules

Large Power Service – Owning Transmission (closed to new customers)

Basic Facilities Charge	\$25,000.00
CP Demand Charge	\$15.22 per kW
Customer Peak Demand Charge	\$2.26 per kW
Energy Charge	\$0.02895 per kWh

- Note: Rates for this service were adopted on February 28, 2024, for two years. This tariff is being updated to include interruptible load language.

Large General Service – Owning Transmission (July 1, 2024)

Basic Facilities Charge	\$25,000.00
CP Demand Charge	\$15.22 per kW
Customer Peak Demand Charge	\$5.18 per kW
Energy Charge	\$0.02895 per kWh

- Note: Updated Customer Peak Demand Charge. This tariff is being updated to include interruptible load language.

Large General Service – Owning Transmission (May 1, 2025)

Basic Facilities Charge	\$25,000.00
CP Demand Charge	\$15.29 per kW
Customer Peak Demand Charge	\$5.88 per kW
Energy Charge	\$0.02897 per kWh

- Note: Updated Customer Peak Demand Charge. This tariff is being updated to include interruptible load language.

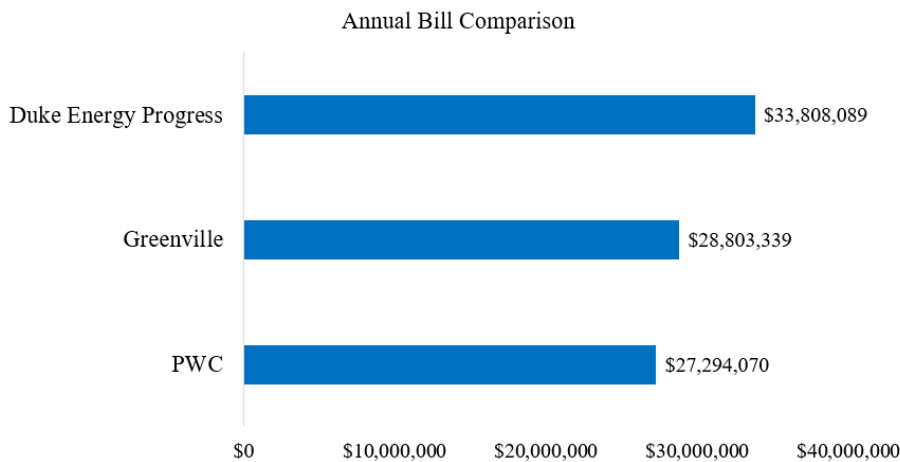
Large General Service (formerly Large Power Service – Coincident Peak)

Basic Facilities Charge	\$333.50
CP Demand Charge	\$15.22 per kW
Customer Peak Demand Charge	\$5.35 per kW
Energy Charge	\$0.04840 per kWh

- Note: Rates for this service were adopted on February 28, 2024, for two years. This tariff is being updated to include interruptible load language.

Electric Rate Comparison

Large General Service – Owning Transmission



Staff responded to questions by Commission. Commissioner Porter thanked Mr. Alban for the presentation.

VI. APPROVE PUBLIC HEARING REGARDING ELECTRIC RATES FOR LARGE POWER SERVICE FOR MARCH 27, 2024

Commissioner Richard King motioned to set and provide notice of public hearing on Electric Rates for Large Power Services for March 27th @ 8:30 am. Motion was seconded by Commissioner Ronna Rowe Garrett, and unanimously approved.

VII. GENERAL MANAGER REPORT

Safety

Mr. Bryant stated overall the PWC team continues to work safely all across the team. Our total recordable injury rate is now trending below are target rate of one (1), however there is a lot to be done. The team is focused on sharing lessons learned to allow us to eliminate non-injury incidents and vehicular equipment damage to demonstrate true care for one another, and to be the best stewards of all PWC resources. He stated we are working towards a culture of accountability, holding ourselves and others accountable to be safe in all working engagements, and enforcing that any employee can and should stop an unsafe act.

People

Mr. Bryant stated the work that our employees do from the craft workers at the plants as well as the office staff to ensure safe reliable and cost-effective delivery of electric, water and wastewater services is truly phenomenal.

The molecule of water or the electron moving across miles of pipelines or electrical poles and wires is something that cannot be taken for granted and should not be taken for granted. Mr. Bryant applauded the great work our employees do every day to ensure reliable, cost-effective services every day.

Community Engagement

The Community Advisory Group will be meeting next Tuesday (March 19th). Mr. Bryant invited the Commissioners to attend and engage with our CAG.

The PWC Power and Water Conservation Expo will be held at the Skyview on Hay next Friday, March 22nd. This event will be held all day. We plan to have at least 50 team members on-hand to engage with customers.

Mr. Bryant stated our efforts regarding the Operation Clean and Clear outreach sessions have been ongoing and the last of the outreach sessions is about to conclude. Our Community Outreach team did a great job as well as our staff in engaging with our customers to explain the value of understanding and accessing the amount of lead and copper in pipes. As well as ensuring we keep the bad stuff out of our systems. He thanked the team for ensuring we have successfully reached out to our customers in trying to close the gap on the information we need from them to ensure ongoing safe operations of their water and wastewater facilities.

PWC Day is coming on May 2nd. More details will come.

Our annual water treatment changeover is still in progress. Ammonia disinfection will resume on April 1st.

VIII. COMMISSIONER/LIAISON COMMENTS

Council Liaison Derrick Thompson

Council Member Thompson stated this meeting has his undivided attention. He appreciates the reports and the transparency, as well as the programs that are being started.

Commissioner Porter stated it does us good to have him here. He appreciates Council Member Thompson's commitment.

Commissioner Christopher Davis

Commissioner Davis stated he agrees with Council Member Thompson. He stated the topic at ElectriCities is about succession planning in Public Power. He looks forward to what the succession provides.

Commissioner Richard King

No Comments

Commissioner Ronna Rowe Garrett

No Comments

Commissioner Donald Porter

Reminded everyone that this month is still Nation Women's History Month. He went on to account there are three events that he will always remember.

- November 22, 1963 - When President Kennedy was assassinated.
- March 4, 1968 – Martin Luther King was assassinated.
- January 1978 – The day the United States Army disbanded the WACs

Commissioner Porter went on to recount the first woman who was integrated into his command, PFC Teresa Gunther. He said she was a rock-star.

IX. REPORTS AND INFORMATION

The Commission acknowledges receipt of the following reports and information.

- A. Personnel Report - February 2024
- B. PO Report – January 2024
- C. Career Opportunities
- D. Actions by City Council during the meeting of February 26, 2024, related to PWC:
 - Approved Bid Recommendation - One 33,000 GVWR Regular Cab and Chassis and One 33,000 GVWR Crew Cab and Chassis
 - Approved Bid Recommendation - Sensus 1-1/2 Water Meter Replacement

X. ADJOURNMENT

There being no further business, upon motion by Commissioner Ronna Rowe Garrett, seconded by Commissioner Richard King, and unanimously approved, the Commission adjourned at 9:33 a.m.

RONNA ROWE GARRETT, COMMISSIONER
DONALD L. PORTER, COMMISSIONER
CHRISTOPHER G. DAVIS, COMMISSIONER
RICHARD W. KING, COMMISSIONER
TIMOTHY L. BRYANT, CEO/GENERAL MANAGER



FAYETTEVILLE PUBLIC WORKS COMMISSION
955 OLD WILMINGTON RD
P.O. BOX 1089
FAYETTEVILLE, NORTH CAROLINA 28302-1089
TELEPHONE (910) 483-1401
WWW.FAYPWC.COM

March 12, 2024

MEMORANDUM

To: Timothy L. Bryant, CEO/General Manager

CC: Susan Fritzen, Chief Administrative Officer
Joel Valley, Manager, Substations & Electric Support Services

From: Victoria McAllister, Procurement Manager

Subject: Procurement Summary for PWC2324063 – Re-Advertisement Four (4)
Vacuum Circuit Breakers

Public Purpose. PWC is looking to restock the warehouse with their min/max stock of Vacuum Circuit Breakers for upcoming work orders.

Bid Dates.

Re-Advertisement	Wednesday, March 6, 2024
Question Deadline	Thursday, March 7, 2024
Addendum Deadline	Friday, March 8, 2024,
Bid Opening	Monday, March 11, 2024

Bid Tabulation.

Contractor	Manufacturer	Unit Cost	Total Cost	Lead Times
Meiden America	Meiden America	\$107,850.00	\$431,400.00	38 Weeks

Funding. Warehouse Inventory

Award Recommendation Status. PWC’s Substations & Electric Support Services Manager reviewed the bid to ensure it conforms with the requirements and provided an award recommendation for the lowest responsive, responsible bidder, Meiden America Switchgear, Inc. The Procurement Department has prepared an action request form for the March 27, 2024 Commission meeting for permission to award to Meiden America Switchgear, Inc.

**PUBLIC WORKS COMMISSION
ACTION REQUEST FORM**

TO: Timothy L. Bryant, CEO/General Manager

DATE: 3/12/2024

FROM: Victoria McAllister, Procurement Manager

.....
ACTION REQUESTED: Approve award for the purchase of Four (4) Vacuum Circuit Breakers

BID/PROJECT NAME: Four (4) Vacuum Circuit Breakers

BID DATE: March 11, 2024

DEPARTMENT: Warehouse

BUDGET INFORMATION: Warehouse Inventory

.....

BIDDERS	MANUFACTURER	TOTAL PRICE	DELIVERY
Meiden America Gray Court, SC	Meiden America	\$431,400.00	38 Weeks

.....

AWARD RECOMMENDED TO:

Four (4) Vacuum Circuit Breakers – Meiden America Switchgear, Inc., Gray Court, SC

BASIS OF AWARDS: Lowest responsive, responsible bidders and in the best interests of PWC.

COMMENTS: The Commission is asked to approve awards for the purchase of four (4) Vacuum Circuit Breakers to the lowest, responsive, responsible bidder and in the best interests of PWC to Meiden America Switchgear, Inc., Gray Court, SC. Notice of the bid was advertised through our normal channels on February 20, 2024, with a bid opening date of March 5, 2024, with no bids received. Re-Advertisement on March 6, 2024, with a bid opening date of March 11, 2024. Bids were solicited from three (3) vendors and one (1) was received. The award is recommended to Meiden America Switchgear, Inc., Gray Court, SC.

.....
ACTION BY COMMISSION
APPROVED _____ **REJECTED** _____
DATE _____

ACTION BY COUNCIL
APPROVED _____ **REJECTED** _____
DATE _____

BID HISTORY
FOUR (4) VACUUM CIRCUIT
BREAKER
BID DATE: March 12, 2024

Advertisement

1. PWC Website 3/5/2024 through 3/11/2024

List of Prospective Bidders Notified of Bid

1. Meiden America, Gray Court, SC
2. Siemens Energy, Inc, Cary, NC
3. Power Tech, Waxhaw, NC

**PWC Procurement Mailing List- Registered vendors via the PWC website and BBR registrants.
(approximately 2000+ contacts)**

Small Business Administration Programs:

Small Business Administration Regional Office (SBA)
NC Procurement & Technical Assistance Center (NCPTAC)
Veterans Business Outreach Center (VBOC)
Small Business Technology Center (SBTDC)
Women's Business Center of Fayetteville (WBC)

Local Business and Community Programs

FSU Construction Resource Office (FSUCRO)
FSU Economic Development Administration Program (FSUEDA)
FSU Career Pathways Initiative
NAACP, Fayetteville Branch
FTCC Small Business Center (SBC)
Greater Fayetteville Chamber, RFP posting submitted
Hope Mills Chamber
Spring Lake Chamber
Hoke Chamber
Fayetteville Business & Professional League (FBPL)

State Business and Community Programs

NC Institute of Minority Economic Development (The Institute) Durham, NC
NAACP, State Branch Raleigh, NC
National Utility Contracting Association- NC Chapter (NUCA)
Durham Chapter of the National Association of Women in Construction (NAWIC)
South Atlantic Region of National Association of Women in Construction (NAWIC)
The Hispanic Contractors Association of the Carolinas (HCAC)
United Minority Contractors of North Carolina
International Women in Transportation- Triangle Chapter

Media

Fayetteville Observer

WIDU, AM1600

IBronco Radio at FSU

Fayetteville Press News

Up & Coming Weekly

Bladen Journal

Greater Fayetteville Business Journal

MWDBE / SLS Participation

Meiden America Switchgear, Inc., Gray Court, SC is not a MWDBE, or local business Meiden is the manufacturer of this purchase and intends to perform the contract with its own workforce.

RONNA ROWE GARRETT, COMMISSIONER
DONALD L. PORTER, COMMISSIONER
CHRISTOPHER G. DAVIS, COMMISSIONER
RICHARD W. KING, COMMISSIONER
TIMOTHY L. BRYANT, CEO/GENERAL MANAGER



FAYETTEVILLE PUBLIC WORKS COMMISSION
955 OLD WILMINGTON RD
P.O. BOX 1089
FAYETTEVILLE, NORTH CAROLINA 28302-1089
TELEPHONE (910) 483-1401
WWW.FAYPWC.COM

March 19, 2024

MEMO TO: Timothy Bryant, CEO/General Manager

MEMO FROM: Rhonda Haskins, Chief Financial Officer

SUBJECT: FY 2024 Electric and Water/Wastewater (W/WW) Fund Budget Amendment #7 PWCORD2024-02

Attached is a budget ordinance amendment #7 to the Electric Fund and W/WW Fund for Commission action at the March 27th meeting increasing the Electric Fund by \$3,800,000 to \$308.2 million. The purpose of this amendment is to fund the overhaul of gas turbine #1 to meet the recommendations of the original equipment manufacturer by completing major overhauls at certain operational intervals, which will extend the useful life of the asset. There is no effect to the W/WW Fund.

Electric Fund

- **Electric Fund Revenue:** Total Electric Fund Revenue increased by \$3,800,000.
 - Total Budgetary Appropriations increased by \$3,800,000 due to increasing the Appropriation from Electric Net Position.
- **Electric Fund Expenditures:** Total Electric Fund Expenditures increased by \$3,800,000.
 - Capital increased by \$3,800,000 to fund one gas turbine overhaul.

W/WW Fund

- **W/WW Fund Revenue:** Total W/WW Fund Revenue is not affected.
- **W/WW Fund Expenditures:** Total W/WW Fund Expenditures is not affected.

Staff recommends that the Commission adopt the attached budget ordinance amendment PWCORD2024-02.

FY 2024 AMENDMENT #7 BUDGET ORDINANCE (PWCORD2024-02)

BE IT ORDAINED BY THE COMMISSIONERS OF THE FAYETTEVILLE PUBLIC WORKS COMMISSION (PWC):

That the Fayetteville Public Works Commission Budget Ordinance adopted May 24, 2023 is hereby amended as follows:

Section 1. It is estimated that the following revenues and other financing sources will be available during the fiscal year beginning July 1, 2023, and ending June 30, 2024, to meet the appropriations listed in Section 2.

	Listed As	Revision	Revised Amount
<u>Schedule A: Electric Fund</u>			
Electric Revenues	\$ 224,336,400	\$ -	\$ 224,336,400
Operating and Other Revenues	16,357,600	-	16,357,600
BWGP Lease Payment	12,517,500	-	12,517,500
Customer Contributions	2,243,300	-	2,243,300
Intergovernmental Revenue	-	-	-
Budgetary Appropriations	48,935,300	3,800,000	52,735,300
Total Estimated Electric Fund Revenues	\$ 304,390,100	\$ 3,800,000	\$ 308,190,100
<u>Schedule B: Water and Wastewater Fund</u>			
Water Revenues	\$ 60,814,400	\$ -	\$ 60,814,400
Wastewater Revenues	69,070,600	-	69,070,600
Operating and Other Revenues	12,869,200	-	12,869,200
Customer Contributions	3,446,500	-	3,446,500
Intergovernmental Revenue - Assessments	890,000	-	890,000
Budgetary Appropriations	9,656,200	-	9,656,200
Total Est Water and Wastewater Fund Revenues	\$ 156,746,900	\$ -	\$ 156,746,900
Grand Total	\$ 461,137,000	\$ 3,800,000	\$ 464,937,000

Section 2. The following amounts are hereby appropriated for the operations of the Fayetteville Public Works Commission and its activities for the fiscal year beginning July 1, 2023, and ending June 30, 2024, according to the following schedules:

	Listed As	Revision	Revised Amount
<u>Schedule A: Electric Fund</u>			
Operating Expenditures	\$ 227,372,800	\$ -	\$ 227,372,800
Debt Service	4,415,100	-	4,415,100
Capital	36,065,900	3,800,000	39,865,900
Payment in Lieu of Taxes - City	12,243,800	-	12,243,800
Budgetary Appropriations	24,292,500	-	24,292,500
Total Estimated Electric Fund Expenditures	\$ 304,390,100	\$ 3,800,000	\$ 308,190,100
<u>Schedule B: Water and Wastewater Fund</u>			
Operating Expenditures	\$ 86,928,700	\$ -	\$ 86,928,700
Debt Service	28,757,000	-	28,757,000
Capital	25,041,800	-	25,041,800
Budgetary Appropriations	16,019,400	-	16,019,400
Total Est Water and Wastewater Fund Expenditures	\$ 156,746,900	\$ -	\$ 156,746,900
Grand Total	\$ 461,137,000	\$ 3,800,000	\$ 464,937,000

Section 3. That appropriations herein authorized shall have the amount of outstanding purchase orders as of June 30, 2023, added to each appropriation as it appears in order to account for the payment against the fiscal year in which it is paid

Adopted this 27th day of March 2024.

ELECTRIC & WWW FUNDS SUMMARY

DESCRIPTION	ADOPTED	BUDGET	BUDGET	PROPOSED
	ORIGINAL BUDGET FY 2024	AMD #1-6 FY 2024	AMD #7 FY 2024	AMENDED BUDGET FY 2024
ELECTRIC FUND:				
REVENUES	\$243,210,400	\$10,001,100	\$0	\$253,211,500
CONTRIBUTIONS AND/OR GRANTS	2,243,300	0	0	2,243,300
INTERGOV REVENUE	2,666,700	(2,666,700)	0	0
APPR. FROM RATE STABILIZATION FUND	19,300,000	12,216,000	0	31,516,000
TRANSFER FROM REPS	1,380,500	0	0	1,380,500
TRANSFER FROM COAL ASH RESERVE	6,154,700	0	0	6,154,700
TRANSFER FROM BUDGET CARRYOVER RES	491,000	0	0	491,000
TRANSFER FROM CAPITALIZED INTEREST FUND	0	953,800	0	953,800
SERIES 2023 BOND PROCEEDS	0	2,618,100	0	2,618,100
ACCOUNTS RECEIVABLE - CITY	0	2,666,700	0	2,666,700
APPR. FROM ELECTRIC NET POSITION	0	3,154,500	3,800,000	6,954,500
TOTAL REVENUES ELECTRIC	\$275,446,600	\$28,943,500	\$3,800,000	\$308,190,100
EXPENDITURES	\$63,490,300	\$966,200	\$0	\$64,456,500
PURCHASED POWER & GENERATION	153,265,200	8,400,600	0	161,665,800
BOND INTEREST EXPENSE	972,600	2,043,800	0	3,016,400
BOND INTEREST AMORTIZATION	(169,500)	(17,800)	0	(187,300)
OTHER FINANCE COST	26,500	405,000	0	431,500
INTEREST - LEASES	47,700	0	0	47,700
PAYMENT IN LIEU OF TAXES - CITY	12,243,800	0	0	12,243,800
CAPITAL EXPENDITURES	29,568,000	6,497,900	3,800,000	39,865,900
BOND PRINCIPAL PAYMENTS	1,154,500	0	0	1,154,500
PRINCIPAL PAYMENT-LEASES	1,202,800	0	0	1,202,800
APPR. TO RATE STABILIZATION FUND	250,000	8,821,400	0	9,071,400
TRANSFER TO REPS RESERVE	2,380,800	0	0	2,380,800
BWGP START COST RESERVE	160,000	0	0	160,000
TRANSFER TO ANNEXATION PH V RESERVE - CITY FUND PORTION	5,166,500	0	0	5,166,500
TRANSFER TO COAL ASH RESERVE	2,810,000	1,885,300	0	4,695,300
TRANSFER TO TRANS EQUIPMENT CPF	2,568,500	0	0	2,568,500
TRANSFER TO LEGAL RESERVE	250,000	0	0	250,000
APPR. TO ELECTRIC NET POSITION	58,900	(58,900)	0	0
TOTAL EXPENDITURES ELECTRIC	\$275,446,600	\$28,943,500	\$3,800,000	\$308,190,100
WATER & WASTEWATER FUND:				
REVENUES	\$142,754,200	\$0	\$0	\$142,754,200
CONTRIBUTIONS AND GRANTS	3,446,500	0	0	3,446,500
INTERGOV REVENUE	890,000	0	0	890,000
APPR. FROM ANNEX PH V RES. FUND	4,778,300	0	0	4,778,300
TRANSFER FROM CAPITALIZED INTEREST FUND	0	1,424,400	0	1,424,400
SERIES 2023 BOND PROCEEDS	0	1,953,500	0	1,953,500
TRANSFER FROM BUDGET CARRYOVER RES	1,500,000	0	0	1,500,000
TOTAL REVENUES WATER & WASTEWATER	\$153,369,000	\$3,377,900	\$0	\$156,746,900
EXPENDITURES	\$85,333,600	\$309,600	\$0	\$85,643,200
BOND INTEREST EXPENSE	10,683,200	1,194,100	0	11,877,300
BOND INTEREST EXPENSE - ANNEX.	0	1,858,300	0	1,858,300
BOND INTEREST - AMORTIZATION	(1,072,600)	(26,600)	0	(1,099,200)
LOAN INTEREST EXPENSE	259,900	0	0	259,900
OTHER FINANCE COST	421,800	1,286,500	0	1,708,300
INTEREST - LEASES	47,700	0	0	47,700
CAPITAL EXPENDITURES	24,004,800	1,037,000	0	25,041,800
BOND PRINCIPAL PAYMENTS	11,870,600	0	0	11,870,600
LOAN PRINCIPAL PAYMENTS	2,281,800	0	0	2,281,800
PRINCIPAL PAYMENT-LEASES	1,237,800	0	0	1,237,800
APPR. TO RATE STABILIZATION FUND	250,000	0	0	250,000
APPR. TO ANNEXATION PHASE V RESERVE	2,268,800	0	0	2,268,800
TRANSFER TO ANNEXATION PHASE V RESERVE	1,600,000	0	0	1,600,000

ELECTRIC & W/WW FUNDS SUMMARY

DESCRIPTION	ADOPTED	BUDGET	BUDGET	PROPOSED
	ORIGINAL BUDGET FY 2024	AMD #1-6 FY 2024	AMD #7 FY 2024	AMENDED BUDGET FY 2024
TRANSFER TO NCDOT RESERVE	9,031,000	0	0	9,031,000
TRANSFER TO TRANS EQUIPMENT CPF	1,602,500	0	0	1,602,500
TRANSFER TO LEGAL RESERVE	250,000	0	0	250,000
TRANSFER TO DIRECTED GRANT PROJECT FUND	55,000	0	0	55,000
TRANSFER TO PARTICIPATION RESERVE	270,000	0	0	270,000
TRANSFER TO AIA GRANT PROJECT FUND	350,000	0	0	350,000
APPR. TO W/WW NET POSITION	2,623,100	(2,281,000)	0	342,100
TOTAL EXPEND. WATER & WASTEWATER	\$153,369,000	\$3,377,900	\$0	\$156,746,900
TOTAL ELECTRIC & W/WW	\$428,815,600	\$32,321,400	\$3,800,000	\$464,937,000

ELECTRIC FUND SUMMARY

DESCRIPTION	ADOPTED	BUDGET	BUDGET	PROPOSED
	ORIGINAL BUDGET FY 2024	AMD #1-6 FY 2024	AMD #7 FY 2024	AMENDED BUDGET FY 2024
ELECTRIC OPERATING REVENUE	\$240,639,600	\$10,001,100	\$0	\$250,640,700
OTHER ELECTRIC REVENUE	2,570,800	0	0	2,570,800
TOTAL OPERATING & OTHER REVENUE	\$243,210,400	\$10,001,100	\$0	\$253,211,500
CONTRIBUTIONS AND GRANTS	\$2,243,300	\$0	\$0	\$2,243,300
REMITTANCES FROM CITY	2,666,700	(2,666,700)	0	0
APPR. FROM RATE STABILIZATION FUND	19,300,000	12,216,000	0	31,516,000
TRANSFER FROM REPS	1,380,500	0	0	1,380,500
TRANSFER FROM COAL ASH RESERVE	6,154,700	0	0	6,154,700
TRANSFER FROM BUDGET CARRYOVER RES	491,000	0	0	491,000
TRANSFER FROM CAPITALIZED INTEREST FUND	0	953,800	0	953,800
SERIES 2023 BOND PROCEEDS	0	2,618,100	0	2,618,100
ACCOUNTS RECEIVABLE - CITY	0	2,666,700	0	2,666,700
APPR. FROM ELECTRIC NET POSITION	0	3,154,500	3,800,000	6,954,500
TOTAL ELECTRIC REVENUE	\$275,446,600	\$28,943,500	\$3,800,000	\$308,190,100
ELECTRIC DIVISION - DISTRIBUTION	\$30,821,100	\$8,800	\$0	\$30,829,900
ELECT. DIV. - PURCHASED POWER & GEN.	153,265,200	8,400,600	0	161,665,800
MANAGEMENT DIVISION	4,143,700	0	0	4,143,700
COMM. & COMMUNITY RELATIONS DIVISION	856,200	0	0	856,200
LEGAL DIVISION	264,900	0	0	264,900
CUSTOMER CARE DIVISION	5,809,200	4,000	0	5,813,200
ADMINISTRATIVE DIVISION	14,078,400	805,800	0	14,884,200
FINANCIAL DIVISION	3,637,100	0	0	3,637,100
GENERAL & ADMINISTRATION	10,615,500	129,800	0	10,745,300
DEPRECIATION EXPENSE	20,462,200	0	0	20,462,200
AMORTIZATION - LEASES	1,212,600	0	0	1,212,600
OVERHEAD CLEARING	(6,905,300)	0	0	(6,905,300)
BOND INTEREST EXPENSE	972,600	2,043,800	0	3,016,400
BOND INTEREST - AMORTIZATION	(169,500)	(17,800)	0	(187,300)
OTHER FINANCE COST	26,500	405,000	0	431,500
INTEREST - LEASES	47,700	0	0	47,700
PAYMENT IN LIEU OF TAXES - CITY	12,243,800	0	0	12,243,800
TOTAL OPERATING & OTHER EXPENSES	\$251,381,900	\$11,780,000	\$0	\$263,161,900
NET OPERATING RESULTS	(\$8,171,500)	(\$1,778,900)	\$0	(\$9,950,400)
CAPITAL EXPENDITURES	\$29,568,000	\$6,497,900	\$3,800,000	\$39,865,900
BOND PRINCIPAL PAYMENTS	1,154,500	0	0	1,154,500
PRINCIPAL PAYMENT - LEASES	1,202,800	0	0	1,202,800
DEPRECIATION/AMORTIZATION ADJUSTMENT	(21,505,300)	17,800	0	(21,487,500)
TOTAL SUPPLEMENTAL EXPENDITURES	\$10,420,000	\$6,515,700	\$3,800,000	\$20,735,700
TOTAL EXPENSES & SUPPLEMENTAL EXP.	\$261,801,900	\$18,295,700	\$3,800,000	\$283,897,600
APPR. TO RATE STABILIZATION FUND	\$250,000	\$8,821,400	\$0	\$9,071,400
TRANSFER TO REPS RESERVE	2,380,800	0	0	2,380,800
BWGP START COST RESERVE	160,000	0	0	160,000
TRANSFER TO ANNEXATION PHASE V RES - CITY FD PORTION	5,166,500	0	0	5,166,500
TRANSFER TO COAL ASH RESERVE	2,810,000	1,885,300	0	4,695,300
TRANSFER TO TRANS EQUIPMENT CPF	2,568,500	0	0	2,568,500
TRANSFER TO LEGAL RESERVE	250,000	0	0	250,000
APPR. TO ELECTRIC NET POSITION	58,900	(58,900)	0	0
TOTAL BUDGETARY APPROPRIATIONS	\$13,644,700	\$10,647,800	\$0	\$24,292,500
TOTAL ELECTRIC EXPENDITURES	\$275,446,600	\$28,943,500	\$3,800,000	\$308,190,100

WATER & WASTEWATER FUND SUMMARY

DESCRIPTION	ADOPTED	BUDGET	BUDGET	PROPOSED
	ORIGINAL BUDGET FY 2024	AMD #1-6 FY 2024	AMD #7 FY 2024	AMENDED BUDGET FY 2024
WATER OPERATING REVENUE	\$60,814,400	\$0	\$0	\$60,814,400
SANITARY SEWER OPERATING REVENUE	69,070,600	0	0	69,070,600
OTHER OPERATING REVENUE	11,398,400	0	0	11,398,400
OTHER WATER & SAN. SEWER REVENUE	1,470,800	0	0	1,470,800
TOTAL OPERATING & OTHER REVENUE	\$142,754,200	\$0	\$0	\$142,754,200
CONTRIBUTIONS AND GRANTS	\$3,446,500	\$0	\$0	\$3,446,500
REMITTANCES FROM CITY	890,000	0	0	890,000
APPR. FROM ANNEX PH V RES. FUND	4,778,300	0	0	4,778,300
TRANSFER FROM CAPITALIZED INTEREST FUND	0	1,424,400	0	1,424,400
SERIES 2023 BOND PROCEEDS	0	1,953,500	0	1,953,500
TRANSFER FROM BUDGET CARRYOVER RES	1,500,000	0	0	1,500,000
TOTAL WATER & WASTEWATER REVENUE	\$153,369,000	\$3,377,900	\$0	\$156,746,900
WATER RESOURCES DIVISION	\$52,156,800	(\$400,000)	\$0	\$51,756,800
MANAGEMENT DIVISION	2,897,300	0	0	2,897,300
COMM. & COMMUNITY RELATIONS DIVISION	849,600	0	0	849,600
LEGAL DIVISION	264,900	0	0	264,900
CUSTOMER CARE DIVISION	5,346,200	0	0	5,346,200
ADMINISTRATIVE DIVISION	15,168,900	805,800	0	15,974,700
FINANCIAL DIVISION	3,572,100	7,000	0	3,579,100
GENERAL & ADMINISTRATION	11,954,200	(129,800)	0	11,824,400
DEPRECIATION EXPENSE - WATER	13,643,000	0	0	13,643,000
DEPRECIATION EXPENSE - SEWER	17,278,700	0	0	17,278,700
AMORTIZATION-LEASES	1,242,100	0	0	1,242,100
OVERHEAD CLEARING	(7,949,000)	0	0	(7,949,000)
BOND INTEREST EXPENSE	10,683,200	1,194,100	0	11,877,300
BOND INTEREST EXPENSE - ANNEX.	0	1,858,300	0	1,858,300
BOND INTEREST - AMORTIZATION	(1,072,600)	(26,600)	0	(1,099,200)
LOAN INTEREST EXPENSE	259,900	0	0	259,900
OTHER FINANCE COST	421,800	1,286,500	0	1,708,300
INTEREST - LEASES	47,700	0	0	47,700
TOTAL OPERATING & OTHER EXPENSES	\$126,764,800	\$4,595,300	\$0	\$131,360,100
NET OPERATING RESULTS	\$15,989,400	(\$4,595,300)	\$0	\$11,394,100
CAPITAL EXPENDITURES	\$24,004,800	\$1,037,000	\$0	\$25,041,800
BOND PRINCIPAL PAYMENTS	11,870,600	0	0	11,870,600
LOAN PRINCIPAL PAYMENTS	2,281,800	0	0	2,281,800
PRINCIPAL PAYMENT-LEASES	1,237,800	0	0	1,237,800
DEPRECIATION/AMORTIZATION ADJUSTMENT	(31,091,200)	26,600	0	(31,064,600)
TOTAL SUPPLEMENTAL EXPENDITURES	\$8,303,800	\$1,063,600	\$0	\$9,367,400
TOTAL EXPENSES & SUPPLEMENTAL EXP.	\$135,068,600	\$5,658,900	\$0	\$140,727,500
APPR. TO RATE STABILIZATION FUND	\$250,000	\$0	\$0	\$250,000
APPR. TO ANNEXATION PHASE V RESERVE	2,268,800	0	0	2,268,800
TRANSFER TO ANNEXATION PHASE V RESERVE	1,600,000	0	0	1,600,000
TRANSFER TO NCDOT RESERVE	9,031,000	0	0	9,031,000
TRANSFER TO TRANS EQUIPMENT RES	1,602,500	0	0	1,602,500
TRANSFER TO LEGAL RESERVE	250,000	0	0	250,000
TRANSFER TO DIRECTED GRANT PROJECT FUND	55,000	0	0	55,000
TRANSFER TO PARTICIPATION RESERVE	270,000	0	0	270,000
TRANSFER TO AIA GRANT PROJECT FUND	350,000	0	0	350,000
APPR. TO W/WW NET POSITION	2,623,100	(2,281,000)	0	342,100
TOTAL BUDGETARY APPROPRIATIONS	\$18,300,400	(\$2,281,000)	\$0	\$16,019,400
TOTAL WATER & W/W EXPENDITURES	\$153,369,000	\$3,377,900	\$0	\$156,746,900

Fayetteville Public Works Commission

Cash Flow Statement for February 2024

General Fund Bank Account

Beginning Balance as of 2/01/2024

\$117,706,652.06

Number of Transactions

Utility Receipts:

Customer Service Business Center	4,487	\$	1,489,218.46
WF Lockbox	14,584	\$	6,019,439.81
Kiosk Checks / Cash	485	\$	87,386.73
Drafts	22,176	\$	5,168,909.54
Bill2Pay	66,753	\$	14,069,849.78
AdComp (Kiosk Credit Cards)	262	\$	70,036.55
Western Union	2,636	\$	494,079.80
E-Box	9,222	\$	2,315,167.84
Receivables via ACH Wire	559	\$	3,328,836.06
Miscellaneous Receipts	47	\$	2,608,578.40
Total Utility & Miscellaneous Receipts		\$	35,651,502.97

Investments:

Investments Matured: GF CD	0	\$	-
Investments Matured: GF	6	\$	7,600,000.00
Investments Matured: WRSF	0	\$	-
Investments Matured: Rate Stabilization - Electric	0	\$	-
Investments Matured: Annex	0	\$	-
Investments Matured: NCDOT	0	\$	-
Investment Interest Receipts: GF	26	\$	290,049.83
Investment Interest Receipts: GF Debt Service	0	\$	-
Investment Interest Receipts: Gen Fuel	0	\$	-
Investment Interest Receipts: ERSF	0	\$	-
Investment Interest Receipts: WRSF	0	\$	-
Investment Interest Receipts: Annex	0	\$	-
Investment Interest Receipts: NCDOT	0	\$	-

Total Investment Receipts \$ **7,890,049.83**

Grand Total of Receipts \$ **43,541,552.80**

Vendor ACH Payments Issued	320	\$	(22,934,694.81)
Employee Reimbursements	15	\$	(6,023.22)
Accounts Payable Checks Issued	597	\$	(994,186.90)
Commercial Credit Card Payments	72	\$	(157,880.23)
HSF Vendor Payments	6	\$	(84,650.63)
Investments Purchased: GF	0	\$	-
Investments Purchased: GF Debt Service	0	\$	-
Investments Purchased: ERSF/WRSF	0	\$	-
Investments Purchased: Annex Reserve	0	\$	-
Investments Purchased: NCDOT	0	\$	-
Vendor Services Wired Payments	36	\$	(3,847,279.78)
Transfers: NCCMT GF	0	\$	-
Transfers: WF TPA Health Account	3	\$	(1,500,000.00)
Transfers: TPA Workers Comp Account	1	\$	(30,000.00)
Transfers: BONY	2	\$	(18,957,680.00)
Transfers: HSF Account	0	\$	-
Returned Checks	18	\$	(14,220.66)
Returned Drafts	164	\$	(43,654.37)
Returned Bill2Pay	681	\$	(232,283.65)
Returned E-Box	10	\$	(18,639.53)
Returned Western Union	4	\$	(959.36)
Returned AdComp	0	\$	-
Payroll	2	\$	(3,138,015.15)
Total Disbursements		\$	(51,960,168.29)

Ending 02/29/2024

\$ **109,288,036.57**

Fayetteville Public Works Commission

Cash Flow Statement for February 2024

General Fund Bank Account

Checks Over \$25,000.00

CITY OF FAYETTEVILLE	CHECK	\$	(44,972.26)
ELECTRICAL	CHECK	\$	(31,570.90)
THE GUARDIAN LIFE	CHECK	\$	(45,484.14)
CAPE FEAR WATER	CHECK	\$	(55,116.72)
POWER SECURE, INC	CHECK	\$	(154,999.16)
VERIZON WIRELESS	CHECK	\$	(37,495.92)
CITY OF FAYETTEVILLE	CHECK	\$	(39,230.75)
THE GUARDIAN LIFE	CHECK	\$	(45,930.99)
THE WOOTEN COMPANY	CHECK	\$	(27,181.25)
Name	CHECK	\$	-
Name	CHECK	\$	-
Name	CHECK	\$	-
Name	CHECK	\$	-
Name	CHECK	\$	-
Name	CHECK	\$	-
Name	CHECK	\$	-
Name	CHECK	\$	-
Name	CHECK	\$	-
Name	CHECK	\$	-
Name	CHECK	\$	-
Name	CHECK	\$	-
Name	CHECK	\$	-
Name	CHECK	\$	-
Name	CHECK	\$	-
Name	CHECK	\$	-
Name	CHECK	\$	-
Name	CHECK	\$	-
Name	CHECK	\$	-
Name	CHECK	\$	-
Name	CHECK	\$	-
Name	CHECK	\$	-
Name	CHECK	\$	-
Name	CHECK	\$	-

Wire Payments over \$25,000.00:

PROCUREMENT CARD WIRE	WIRE	\$	(45,195.89)
PROCUREMENT CARD WIRE	WIRE	\$	(30,275.18)
PROCUREMENT CARD WIRE	WIRE	\$	(47,376.39)
PROCUREMENT CARD WIRE	WIRE	\$	(42,440.88)
PAYROLL WIRE: IRS TAX PAYMENT	WIRE	\$	(580,489.78)
PAYROLL WIRE: IRS TAX PAYMENT	WIRE	\$	(610,723.71)
PAYROLL WIRE: NATIONWIDE PAYMENT	WIRE	\$	(29,413.02)
PAYROLL WIRE: NATIONWIDE PAYMENT	WIRE	\$	(29,916.15)
NCDOR SALES TAX	WIRE	\$	(350,000.00)
NCDOR SALES TAX	WIRE	\$	(350,000.00)
NCDOR SALES TAX	WIRE	\$	(545,953.21)
PAYROLL WIRE: LGERS	WIRE	\$	(885,402.58)
NCDOR	WIRE	\$	(83,110.00)
NCDOR	WIRE	\$	(86,771.00)
PAYROLL WIRE: EMPOWER	WIRE	\$	(44,060.68)
PAYROLL WIRE: EMPOWER	WIRE	\$	(43,888.24)
Name	WIRE	\$	-
Name	WIRE	\$	-
Name	WIRE	\$	-
Name	WIRE	\$	-
Name	WIRE	\$	-
Name	WIRE	\$	-
Name	WIRE	\$	-
Name	WIRE	\$	-
Name	WIRE	\$	-
Name	WIRE	\$	-
Name	WIRE	\$	-
Name	WIRE	\$	-
Name	WIRE	\$	-
Name	WIRE	\$	-
Name	WIRE	\$	-
Name	WIRE	\$	-
Name	WIRE	\$	-
Name	WIRE	\$	-

	Total Checks	\$	(481,982.09)
		\$	(22,934,694.81)

	Total Wires	\$	(3,805,016.71)
--	--------------------	----	----------------

Vendor ACH Payments over \$25,000.00:

ELECTRICITIES OF	ACH	\$	(219,229.00)
WK DICKSON & CO	ACH	\$	(25,813.25)
PENCCO, INC	ACH	\$	(46,796.57)
EDWARDS INC	ACH	\$	(30,355.50)
GE VERNOVA	ACH	\$	(1,678,906.77)
MYTHICS, LLC	ACH	\$	(45,871.81)
CITY OF FAYETTEVILLE	ACH	\$	(1,020,309.45)
TENCARVA MACHINERY	ACH	\$	(34,650.88)
CDM SMITH	ACH	\$	(134,742.47)
PIKE ELECTRIC LLC	ACH	\$	(102,728.01)
PUBLIC WORKS	ACH	\$	(116,007.78)
WK DICKSON & CO	ACH	\$	(265,486.25)
CAROLINA POWER & RIVER CITY	ACH	\$	(85,539.84)
USIC LOCATING	ACH	\$	(58,035.58)
ESCALENT, INC	ACH	\$	(44,753.10)
STERLING WATER	ACH	\$	(38,850.00)
BORDER STATES	ACH	\$	(32,186.36)
STANDARD & POOR'S	ACH	\$	(43,860.69)
MCKIM & CREED INC	ACH	\$	(42,250.00)
MYTHICS, LLC	ACH	\$	(47,602.80)
CINTAS CORPORATION	ACH	\$	(394,690.95)
DUKE ENERGY	ACH	\$	(61,846.88)
DAUPLER, INC	ACH	\$	(11,841,911.00)
STERLING WATER	ACH	\$	(70,554.46)
NC DEQ	ACH	\$	(33,007.80)
SENSUS USA INC	ACH	\$	(314,386.00)
SUNSTATES	ACH	\$	(45,810.00)
PENCCO, INC	ACH	\$	(25,667.07)
LOOKS GREAT	ACH	\$	(37,277.01)
DIRECTIONAL	ACH	\$	(84,136.88)
JAMES RIVER	ACH	\$	(40,306.46)
I1-MILESTONE LLC	ACH	\$	(37,161.87)
RIVER CITY	ACH	\$	(60,000.00)
INSTITUFORM	ACH	\$	(144,774.00)
CDM SMITH	ACH	\$	(177,241.20)
UNIVAR SOLUTIONS	ACH	\$	(71,037.30)
WESCO DISTRIBUTION	ACH	\$	(32,036.05)
US DEPT OF ENERGY	ACH	\$	(116,901.63)
COUNTY OF HARNETT	ACH	\$	(59,671.73)
FORTLINE	ACH	\$	(66,352.50)
WK DICKSON & CO	ACH	\$	(72,760.00)
PENCCO, INC	ACH	\$	(89,835.06)
PRESTATE AGENERGY	ACH	\$	(37,561.52)
MAINLINING	ACH	\$	(39,149.48)
DOXIM UTILITEC	ACH	\$	(240,754.75)
COALFIRE SYSTEMS	ACH	\$	(75,565.56)
PARKER OIL	ACH	\$	(50,000.00)
	ACH	\$	(44,171.33)

DUKE ENERGY	ACH	\$	(723,411.84)
CORE AND MAIN	ACH	\$	(32,531.33)
BOOTH &	ACH	\$	(39,786.15)
NC DEQ	ACH	\$	(533,150.00)
PIKE ELECTRIC LLC	ACH	\$	(84,967.91)
T.A. LOVING CO.	ACH	\$	(1,381,810.78)
OLDE FAYETTEVILLE	ACH	\$	(55,061.02)
WESCO DISTRIBUTION	ACH	\$	(211,590.72)
CHARLES R.	ACH	\$	(124,189.26)
BORDER STATES	ACH	\$	(33,904.76)
MCKIM & CREED INC.	ACH	\$	(29,046.43)
TRC ENGINEERS	ACH	\$	(51,133.13)
Name	ACH	\$	-
Name	ACH	\$	-
Name	ACH	\$	-
Name	ACH	\$	-
Name	ACH	\$	-
Name	ACH	\$	-
Name	ACH	\$	-
Name	ACH	\$	-
Name	ACH	\$	-
Name	ACH	\$	-
Name	ACH	\$	-
Name	ACH	\$	-
Name	ACH	\$	-
Name	ACH	\$	-
Name	ACH	\$	-
Name	ACH	\$	-
Name	ACH	\$	-
Name	ACH	\$	-
Name	ACH	\$	-
Name	ACH	\$	-
Name	ACH	\$	-
Name	ACH	\$	-
Name	ACH	\$	-
Name	ACH	\$	-
Name	ACH	\$	-
Name	ACH	\$	-
Name	ACH	\$	-

	Total	\$	(21,779,127.93)
--	--------------	----	-----------------

**Public Works Commission
Bad Debt Report**

Reporting Period: Feb-24
Dates Covered: Nov-23

Beginning Net YTD Bad Debt Writeoffs	598,592.07
Amount to Bad Debt this Period	212,847.83
Recovered this Period	(107,469.49)
Ending Net YTD Bad Debt Writeoffs	703,970.41
Total Accounts Written of this Period	629

ANALYSIS OF UNCOLLECTABLE ACCOUNTS:


RESIDENTIAL ACCOUNTS:

334	Accounts \$250.00 or less	39,092.60
158	Accounts \$250.01 to \$500.00	55,228.44
107	Accounts OVER \$500.00	95,729.41
599	TOTAL RESIDENTIAL:	190,050.45

NON RESIDENTIAL ACCOUNTS:

24	Accounts \$500.00 or less	4,368.95
6	Accounts over \$500.00	18,428.43
30	TOTAL NON RESIDENTIAL:	22,797.38

Approved to be placed in the uncollectibles:


Rhonda Graham (Mar 18, 2024 12:56 EDT)

Rhonda Haskins, CFO

**Public Works Commission
Bad Debt Report**

**Reporting Period: Feb-24
Dates Covered: Nov-23**

List of Residential Accounts over \$500.00 2/1/2024

1	503.70	28	600.05	55	733.38	82	992.89
2	505.44	29	600.14	56	737.18	83	999.01
3	507.50	30	602.42	57	739.43	84	1,030.84
4	510.65	31	603.05	58	749.67	85	1,053.20
5	516.32	32	606.83	59	760.00	86	1,066.73
6	519.80	33	623.42	60	761.05	87	1,066.84
7	520.04	34	626.98	61	763.94	88	1,068.90
8	522.59	35	632.71	62	783.35	89	1,082.80
9	524.15	36	641.73	63	788.35	90	1,083.73
10	528.79	37	642.28	64	808.19	91	1,109.75
11	531.15	38	651.30	65	819.33	92	1,120.02
12	536.15	39	658.13	66	824.33	93	1,137.74
13	539.13	40	659.03	67	826.70	94	1,140.61
14	548.64	41	660.95	68	849.11	95	1,142.05
15	550.00	42	669.89	69	860.54	96	1,149.60
16	553.76	43	674.37	70	882.16	97	1,174.98
17	554.05	44	675.99	71	909.80	98	1,236.23
18	572.08	45	684.77	72	917.96	99	1,351.90
19	572.61	46	685.89	73	931.74	100	1,412.46
20	577.42	47	693.16	74	931.85	101	1,578.40
21	583.76	48	693.87	75	932.96	102	1,664.52
22	584.47	49	711.01	76	941.10	103	1,729.33
23	585.75	50	711.32	77	961.55	104	1,778.78
24	593.68	51	714.26	78	967.97	105	1,889.04
25	597.15	52	719.33	79	978.80	106	4,860.29
26	598.16	53	721.08	80	980.15	107	4,947.81
27	598.75	54	732.34	81	988.38		

95,729.41

List of Non Residential Accounts over \$500.00

1	528.62	4	650.92
2	627.55	5	914.24
3	649.86	6	15,057.24

18,428.43

Purchase Order Detail Report

Month of Feb-2024

Total Approved PO Count: 197 Amount: \$7,721,479.80

Supplier Name	PO Number	PO Date	PO Qty	Avg Unit Price	UOM	Item Description	PO Amount	Department
A-1 SUPPLY COMPANY	31300035835	2/22/2024	17	38.95	BX	TOWEL, SHOP, HEAVY-DUTY, BLUE	662.15	
	31300035835	2/22/2024	53	39.95	CS	TOWEL, PAPER, 800' ROLL, WHITE	2,117.35	
PO 31300035835 Total							2,779.50	
A-1 SUPPLY COMPANY Total							2,779.50	

Supplier Name	PO Number	PO Date	PO Qty	Avg Unit Price	UOM	Item Description	PO Amount	Department
AC CONTROLS COMPANY, INC.	31300035737	2/9/2024				TO PURCHASE REPLACEMENT BALL VALVES FOR DIGESTER TANKS AT THE CROSS CREEK WRF.	4,195.00	
PO 31300035737 Total							4,195.00	
AC CONTROLS COMPANY, INC.	31300035764	2/13/2024	3	1,003.00	EACH	TRANSMITTER, PRESSURE, KROHNE OPTIBAR 1010	3,009.00	
PO 31300035764 Total							3,009.00	
AC CONTROLS COMPANY, INC. Total							7,204.00	

Supplier Name	PO Number	PO Date	PO Qty	Avg Unit Price	UOM	Item Description	PO Amount	Department
ACME FENCE CO., INC.	31300035816	2/19/2024				BLANKET PURCHASE AGREEMENT TO PROCESS PAY APPLICATIONS FOR PAYMENT OF INVOICES UNDER PREVIOUSLY APPROVED BPA# 31300034291 (PROVIDE REPAIR AND REPLACEMENT SERVICES FOR FENCING AND GATES).	714.00	
PO 31300035816 Total							714.00	
ACME FENCE CO., INC.	31300035875	2/28/2024				BLANKET PURCHASE AGREEMENT TO PROCESS PAY APPLICATIONS FOR PAYMENT OF INVOICES UNDER PREVIOUSLY APPROVED BPA# 31300034291 (PROVIDE REPAIR AND REPLACEMENT SERVICES FOR FENCING AND GATES).	3,200.00	
PO 31300035875 Total							3,200.00	
ACME FENCE CO., INC. Total							3,914.00	

Supplier Name	PO Number	PO Date	PO Qty	Avg Unit Price	UOM	Item Description	PO Amount	Department
ADAMS PRODUCTS COMPANY	31300035857	2/26/2024	480	2.28	EACH	BLOCK, CAP, 4",GRAY,4X8X16	1,094.40	
PO 31300035857 Total							1,094.40	
ADAMS PRODUCTS COMPANY Total							1,094.40	

Supplier Name	PO Number	PO Date	PO Qty	Avg Unit Price	UOM	Item Description	PO Amount	Department
ALLEN TREE, INC.	31300035692	2/6/2024				BLANKET PURCHASE AGREEMENT TO PROCESS PAY APPLICATIONS FOR PAYMENT OF INVOICES UNDER PREVIOUSLY	3,300.00	

Purchase Order Detail Report

Supplier Name	PO Number	PO Date	PO Qty	Avg Unit Price	UOM	Item Description	PO Amount	Department
						APPROVED BPA# 31300034191 TO PROVIDE AS-NEEDED TREE AND STUMP REMOVAL SERVICES		
PO 31300035692 Total							3,300.00	
ALLEN TREE, INC.	31300035782	2/14/2024				BLANKET PURCHASE AGREEMENT TO PROCESS PAY APPLICATIONS FOR PAYMENT OF INVOICES UNDER PREVIOUSLY APPROVED BPA# 31300034191 TO PROVIDE AS-NEEDED TREE AND STUMP REMOVAL SERVICES	2,500.00	
PO 31300035782 Total							2,500.00	
ALLEN TREE, INC. Total							5,800.00	

Supplier Name	PO Number	PO Date	PO Qty	Avg Unit Price	UOM	Item Description	PO Amount	Department
ALLIED CONTROLS, INC.	31300035721	2/8/2024	2	431.39	EACH	KIT ASCO SPARE PART	862.78	
PO 31300035721 Total							862.78	
ALLIED CONTROLS, INC. Total							862.78	

Supplier Name	PO Number	PO Date	PO Qty	Avg Unit Price	UOM	Item Description	PO Amount	Department
AM CONSERVATION GROUP, INC	31300035802	2/16/2024				TO PURCHASE QTY (1500) AT \$2.85 FOR PWC IMPRINTED BLUE SHOWER TIMER, QTY (1000) AT \$1.50 FOR Z-MAC109-P-PWC, QTY (1000) AT \$1.40 FOR Z-MAC108-P-PWC FROM AM CONSERVATION GROUP.	7,376.50	
PO 31300035802 Total							7,376.50	
AM CONSERVATION GROUP, INC Total							7,376.50	

Supplier Name	PO Number	PO Date	PO Qty	Avg Unit Price	UOM	Item Description	PO Amount	Department
APPLIED INDUSTRIAL TECHNOLOGIES - DIXIE, INC.	31300035809	2/19/2024	1	58.63	EACH	BEARING, LIQUID FUEL PUMP, SKF-1206 ETN9	58.63	
	31300035809	2/19/2024	4	0.42	EACH	O-RING, G/T FUEL OIL STOP VALVE	1.68	
PO 31300035809 Total							60.31	
APPLIED INDUSTRIAL TECHNOLOGIES - DIXIE, INC. Total							60.31	

Supplier Name	PO Number	PO Date	PO Qty	Avg Unit Price	UOM	Item Description	PO Amount	Department
ASSETWORKS, LLC	31300035798	2/15/2024				PURCHASE ORDER FOR THE MAINTENANCE RENEWAL OF THE ASSET WORKS, FLEET FOCUS PROGRAM.	27,360.00	
PO 31300035798 Total							27,360.00	
ASSETWORKS, LLC Total							27,360.00	

Supplier Name	PO Number	PO Date	PO Qty	Avg Unit Price	UOM	Item Description	PO Amount	Department
BIDDLE CONSULTING	31300035690	2/6/2024				TEST GENIUS OPAC ANNUAL ONLINE SOFTWARE SUBSCRIPTION	1,350.00	

Purchase Order Detail Report

Supplier Name	PO Number	PO Date	PO Qty	Avg Unit Price	UOM	Item Description	PO Amount	Department
GROUP, INC.						LICENSE RENEWAL. FEBRUARY 1, 2024 THROUGH JUNE 30, 2024.		
PO 31300035690 Total							1,350.00	
BIDDLE CONSULTING GROUP, INC. Total							1,350.00	

Supplier Name	PO Number	PO Date	PO Qty	Avg Unit Price	UOM	Item Description	PO Amount	Department
BOOTH & ASSOCIATES, LLC	31300035869	2/27/2024				BLANKET PURCHASE AGREEMENT TO PROCESS PAY APPLICATIONS FOR CONTRACT # PWC2324010-BOOTH&ASSOCIATES FOR PREVIOUSLY APPROVED FROM FEBRUARY 1, 2024, THROUGH JUNE 30, 2024	50,000.00	
PO 31300035869 Total							50,000.00	
BOOTH & ASSOCIATES, LLC Total							50,000.00	

Supplier Name	PO Number	PO Date	PO Qty	Avg Unit Price	UOM	Item Description	PO Amount	Department
BORDER STATES ELECTRIC	31300035669	1/31/2024	2	27,605.00	EACH	SWITCHING CABINET, PADMOUNT, TYPE 9	55,210.00	
PO 31300035669 Total							55,210.00	
BORDER STATES ELECTRIC	31300035733	2/9/2024	125	21.30	EACH	CONNECTOR,ALUM,OH TRANSF,4X500 MCM	2,662.50	
	31300035733	2/9/2024	175	8.73	EACH	COUPLING, 4" PVC, LONG-LINE	1,527.75	
	31300035733	2/9/2024	70	81.73	EACH	TERMINAL,BNZ,2 HOLE SPADE,#4 - 250 MCM	5,721.10	
PO 31300035733 Total							9,911.35	
BORDER STATES ELECTRIC	31300035814	2/19/2024	168	12.95	EACH	CONNECTOR,ALUM,OH TRANSF,6X350 MCM	2,175.60	
PO 31300035814 Total							2,175.60	
BORDER STATES ELECTRIC Total							67,296.95	

Supplier Name	PO Number	PO Date	PO Qty	Avg Unit Price	UOM	Item Description	PO Amount	Department
C.E.S. CITY ELECTRIC SUPPLY	31300035732	2/9/2024	350	8.25	EACH	SPLICE, FULL TENSION AUTOMATIC, 1/4" SM	2,887.50	
	31300035732	2/9/2024	50	1.00	EACH	ADAPTER, MALE TERMINAL, 2" PVC	50.00	
	31300035732	2/9/2024	50	0.12	EACH	LOCKNUT, CONDUIT, 1"	6.00	
PO 31300035732 Total							2,943.50	
C.E.S. CITY ELECTRIC SUPPLY	31300035815	2/19/2024	160	2.85	EACH	BOLT, MACHINE, 3/4" X 18"	456.00	
	31300035815	2/19/2024	13	14.95	EACH	TAPE, CAUTION, BARRICADE	194.35	
PO 31300035815 Total							650.35	
C.E.S. CITY ELECTRIC SUPPLY Total							3,593.85	

Supplier Name	PO Number	PO Date	PO Qty	Avg Unit Price	UOM	Item Description	PO Amount	Department
CADENCE PETROLEUM GROUP	31300035807	2/16/2024	2	387.43	EACH	FILTER, OIL S/T LUBE OIL SKID	774.86	
PO 31300035807 Total							774.86	

Purchase Order Detail Report

Supplier Name	PO Number	PO Date	PO Qty	Avg Unit Price	UOM	Item Description	PO Amount	Department
CADENCE PETROLEUM GROUP Total							774.86	

Supplier Name	PO Number	PO Date	PO Qty	Avg Unit Price	UOM	Item Description	PO Amount	Department
CAPE FEAR WILDLIFE CONTROL	31300035871	2/27/2024				OR CAPE FEAR WILDLIFE CONTROL TO REMOVE BATS AT ROCKFISH ADMIN AND BLOWER BUILDING. FEBRUARY 1, 2024 THROUGH JUNE 30, 2024.	5,530.00	
PO 31300035871 Total							5,530.00	
CAPE FEAR WILDLIFE CONTROL Total							5,530.00	

Supplier Name	PO Number	PO Date	PO Qty	Avg Unit Price	UOM	Item Description	PO Amount	Department
CARASOFT TECHNOLOGY CORP	31300035836	2/22/2024				LINKEDIN LEARNING ENTERPRISE PROGRAM -YEAR 2	29,887.00	
PO 31300035836 Total							29,887.00	
CARASOFT TECHNOLOGY CORP Total							29,887.00	

Supplier Name	PO Number	PO Date	PO Qty	Avg Unit Price	UOM	Item Description	PO Amount	Department
CAROLINA MANAGEMENT TEAM, LLC	31300035852	2/26/2024				CROSS CREEK SECONDARY CLARIFIER #9-2 SERVICE AGREEMENT FOR JOINT LEAK REPAIR AND COATING APPLICATION	207,614.16	
PO 31300035852 Total							207,614.16	
CAROLINA MANAGEMENT TEAM, LLC Total							207,614.16	

Supplier Name	PO Number	PO Date	PO Qty	Avg Unit Price	UOM	Item Description	PO Amount	Department
CAROLINA POWER & SIGNALIZATION, LLC	31300035754	2/13/2024				BLANKET PURCHASE ORDER TO PROCESS PAY APPLICATIONS ASSOCIATED WITH PREVIOUSLY APPROVED BPA 31300034337 FOR INSTALLATION OF MISCELLANEOUS ELECTRICAL SUBSTATIONS FOR THE PERIOD OF JULY 2023 THROUGH JUNE 2024	13,824.00	
PO 31300035754 Total							13,824.00	
CAROLINA POWER & SIGNALIZATION, LLC Total							13,824.00	

Supplier Name	PO Number	PO Date	PO Qty	Avg Unit Price	UOM	Item Description	PO Amount	Department
CAROTEK, INC.	31300035765	2/13/2024				QTY (2) 500 GPM CONCENTRATOR POLYURETHANE CONE WITH FULL INSERT PART NUMBER 67B617 #5,189.00 AND QTY (1) FREIGHT	5,614.00	
PO 31300035765 Total							5,614.00	
CAROTEK, INC. Total							5,614.00	

Purchase Order Detail Report

Supplier Name	PO Number	PO Date	PO Qty	Avg Unit Price	UOM	Item Description	PO Amount	Department
CBT NUGGETS, LLC	31300035784	2/15/2024				ONLINE TRAINING - ANNUAL SUBSCRIPTION. MAR-6-2024 TO MAR-5-2025. QUOTE 00007490	4,193.00	
PO 31300035784 Total							4,193.00	
CBT NUGGETS, LLC Total							4,193.00	

Supplier Name	PO Number	PO Date	PO Qty	Avg Unit Price	UOM	Item Description	PO Amount	Department
CDM SMITH	31300035687	2/5/2024				CDM SA - ENGINEERING SERVICES RELATED TO THE NCDOT U-5101A SHAW RD. TO STACY WEAVER DR (2403364 SEWER TRANS)	18,702.00	
	31300035687	2/5/2024				CDM SA - ENGINEERING SERVICES RELATED TO THE NCDOT U-5101A SHAW RD. TO STACY WEAVER DR (2112739 WATER DIST)	36,194.00	
	31300035687	2/5/2024				CDM SA - ENGINEERING SERVICES RELATED TO THE NCDOT U-5101A SHAW RD. TO STACY WEAVER DR (2112742 WATER TRANS)	64,375.00	
	31300035687	2/5/2024				CDM SA - ENGINEERING SERVICES RELATED TO THE NCDOT U-5101A SHAW RD. TO STACY WEAVER DR. (2112736 SEWER DIST)	115,729.00	
PO 31300035687 Total							235,000.00	
CDM SMITH Total							235,000.00	

Supplier Name	PO Number	PO Date	PO Qty	Avg Unit Price	UOM	Item Description	PO Amount	Department
CHARLES R. UNDERWOOD INC	31300035769	2/13/2024				QTY (1) GOODWIN GWP-100HX 4" PUMP @ \$2658.00 EA	2,658.00	
PO 31300035769 Total							2,658.00	
CHARLES R. UNDERWOOD INC	31300035770	2/13/2024				PAY APPLICATIONS FOR CONTRACT #WRT24039 FOR PREVIOUSLY APPROVED BPA#31300035347 TO PROVIDE MISCELLANEOUS EQUIPMENT REPAIRS FOR P.O. HOFFER WTF FROM DECEMBER 1, 2023, THROUGH JUNE 30, 2024	91,095.00	
PO 31300035770 Total							91,095.00	
CHARLES R. UNDERWOOD INC	31300035843	2/23/2024				PAY APPLICATIONS FOR CONTRACT #WRT24039 FOR PREVIOUSLY APPROVED BPA#31300035345 TO PROVIDE MISCELLANEOUS EQUIPMENT REPAIRS FOR CROSS CREEK WRF FROM DECEMBER 1, 2023, THROUGH JUNE 30, 2024	13,778.30	
PO 31300035843 Total							13,778.30	
CHARLES R. UNDERWOOD INC Total							107,531.30	

Supplier Name	PO Number	PO Date	PO Qty	Avg Unit Price	UOM	Item Description	PO Amount	Department
CINTAS CORPORATION	31300035700	2/7/2024				(CINTAS) BWGP DIRECT PURCHASE, DEPARTMENT JACKETS	483.00	
PO 31300035700 Total							483.00	
CINTAS CORPORATION Total							483.00	

Supplier Name	PO Number	PO Date	PO Qty	Avg Unit Price	UOM	Item Description	PO Amount	Department
CITY OF FAYETTEVILLE	31300035817	2/19/2024				BLANKET PURCHASE AGREEMENT TO PROCESS PAY	13,839.92	

Purchase Order Detail Report

Supplier Name	PO Number	PO Date	PO Qty	Avg Unit Price	UOM	Item Description	PO Amount	Department	
	31300035817	2/19/2024				APPLICATION FOR PAYMENT OF INVOICES UNDER PREVIOUSLY APPROVED BPA# 31300033999 FOR RESURFACING STREETS AS RESULT OF PWC WATER MAIN REHAB			
	31300035817	2/19/2024				BLANKET PURCHASE AGREEMENT TO PROCESS PAY APPLICATION FOR PAYMENT OF INVOICES UNDER PREVIOUSLY APPROVED BPA# 31300033999 FOR RESURFACING STREETS AS RESULT OF PWC WATER MAIN REHAB	13,839.93		
							PO 31300035817 Total	27,679.85	
CITY OF FAYETTEVILLE	31300035840	2/22/2024				BLANKET PURCHASE AGREEMENT TO PROCESS PAY APPLICATIONS FOR PAYMENT OF INVOICES UNDER PREVIOUSLY APPROVED BPA# 31300034231 FOR EXCAVATION & DEGRADATION FEES	7,375.00		
	31300035840	2/22/2024				BLANKET PURCHASE AGREEMENT TO PROCESS PAY APPLICATIONS FOR PAYMENT OF INVOICES UNDER PREVIOUSLY APPROVED BPA# 31300034231 FOR EXCAVATION & DEGRADATION FEES	6,250.00		
							PO 31300035840 Total	13,625.00	
CITY OF FAYETTEVILLE	31300035850	2/23/2024				BLANKET PURCHASE AGREEMENT TO PROCESS PAY APPLICATION FOR PAYMENT OF INVOICES UNDER PREVIOUSLY APPROVED BPA# 31300033999 FOR RESURFACING STREETS AS RESULT OF PWC WATER MAIN REHAB	8,551.83		
	31300035850	2/23/2024				BLANKET PURCHASE AGREEMENT TO PROCESS PAY APPLICATION FOR PAYMENT OF INVOICES UNDER PREVIOUSLY APPROVED BPA# 31300033999 FOR RESURFACING STREETS AS RESULT OF PWC WATER MAIN REHAB	8,551.83		
							PO 31300035850 Total	17,103.66	
							CITY OF FAYETTEVILLE Total	58,408.51	

Supplier Name	PO Number	PO Date	PO Qty	Avg Unit Price	UOM	Item Description	PO Amount	Department	
CLASSIC AUTOMATION LLC	31300035695	2/6/2024	1	1,172.00	EACH	BWGP INVENTORY TO PURCHASE ONE (1) MODULE,POWER SYSTEM ABB CTRL SYSTEM IPSYS01 FOR BWGP	1,172.00		
							PO 31300035695 Total	1,172.00	
							CLASSIC AUTOMATION LLC Total	1,172.00	

Supplier Name	PO Number	PO Date	PO Qty	Avg Unit Price	UOM	Item Description	PO Amount	Department
CLEARWATER, INC.	31300035760	2/13/2024	5	405.00	EACH	QTY (5) ASM-SC1 -SMARTCOVER ACTIVE SITE MANAGEMENT SERVICE, 1 YEAR INCLUDES WEBSITE ACCESS, SATELLITE CONNECTIVITY, DATA CHARTING, DATA STORAGE, SMARTTREND, UPDATES, PHONE/ON-LINE TECH SUPPORT	2,025.00	
	31300035760	2/13/2024	5	4,605.00	EACH	QTY (5) SC-Q-SB-15 - SMARTCOVER SUBSONIC MONITORING SYSTEM, INCLUDES ULTRASONIC SENSOR WITH BUILT-IN PRESSURE SENSOR (NON VENTED), ANTENNA, 2 YEAR BATTERY AND ALL HARDWARE	23,025.00	

Purchase Order Detail Report

Supplier Name	PO Number	PO Date	PO Qty	Avg Unit Price	UOM	Item Description	PO Amount	Department
	31300035760	2/13/2024	1	270.00	EACH	ESTIMATED FREIGHT	270.00	
PO 31300035760 Total							25,320.00	
CLEARWATER, INC.	31300035767	2/13/2024				QTY (1) 96748547 CHECK VALVE KIT @ \$1690.00QTY (1) 96519472 DIAPHRAGM KIT @ \$937.00QTY (1) 97744640 BOLT KIT @ \$88.00QTY (1) 139.0002 HOSE @ \$395.00QTY (1) 129.1420 VERDURLUBE @ \$98.00	3,208.00	
PO 31300035767 Total							3,208.00	
CLEARWATER, INC. Total							28,528.00	

Supplier Name	PO Number	PO Date	PO Qty	Avg Unit Price	UOM	Item Description	PO Amount	Department
CONCRETE PIPE & PRECAST LLC	31300035675	2/1/2024	1	400.00	EACH	SHIPPING	400.00	
	31300035675	2/1/2024	1	4,060.00	EACH	QTY (1) 4' DIAMETER MANHOLE (RANGE 0-4) @ \$1,750.00 EAQTY (1) 4' DIAMETER MANHOLE (RANGE 8-10) @ 2,310.00 EA	4,060.00	
PO 31300035675 Total							4,460.00	
CONCRETE PIPE & PRECAST LLC	31300035730	2/9/2024	3	178.00	EACH	RISER, 1.0', F/4' MANHOLE, W/CONSHIELD	534.00	
PO 31300035730 Total							534.00	
CONCRETE PIPE & PRECAST LLC Total							4,994.00	

Supplier Name	PO Number	PO Date	PO Qty	Avg Unit Price	UOM	Item Description	PO Amount	Department
CORE AND MAIN	31300035701	2/7/2024	4	440.55	EACH	VALVE, CHECK, LEVER & WEIGHT, 4" FLANGED	1,762.20	
	31300035701	2/7/2024	2	715.90	EACH	VALVE, CHECK, LEVER & WEIGHT, 6" FLANGED	1,431.80	
PO 31300035701 Total							3,194.00	
CORE AND MAIN	31300035707	2/7/2024	4	2,990.00	EACH	HYDRANT, 4 1/2", 6', BURY	11,960.00	
PO 31300035707 Total							11,960.00	
CORE AND MAIN	31300035727	2/9/2024	2	1,063.23	EACH	SCHONSTEDT GA-52CX MAGNETIC LOCATOR	2,126.46	
	31300035727	2/9/2024	4	176.65	EACH	KESON MP40 MEASURING WHEEL	706.60	
PO 31300035727 Total							2,833.06	
CORE AND MAIN	31300035796	2/15/2024	104	38.00	EACH	COUPLING, 8" CLAY TO PVC W/SHEAR RING	3,952.00	
PO 31300035796 Total							3,952.00	
CORE AND MAIN Total							21,939.06	

Supplier Name	PO Number	PO Date	PO Qty	Avg Unit Price	UOM	Item Description	PO Amount	Department
CORPORATE INTERIORS & SALES	31300035779	2/14/2024				(CORPORATE INTERIORS) BWGP WARHOUSE DESK REPLACEMENTS	3,765.58	
PO 31300035779 Total							3,765.58	
CORPORATE INTERIORS & SALES Total							3,765.58	

Purchase Order Detail Report

Supplier Name	PO Number	PO Date	PO Qty	Avg Unit Price	UOM	Item Description	PO Amount	Department
CORROSION PROBE, INC.	31300035854	2/26/2024	0			SERVICE AGREEMENT FOR LABORATORY TESTING OF CAST IRON WATER MAINS FROM FEBRUARY 1, 2024, THROUGH JUNE 30, 2024.	20,800.00	
PO 31300035854 Total							20,800.00	
CORROSION PROBE, INC. Total							20,800.00	

Supplier Name	PO Number	PO Date	PO Qty	Avg Unit Price	UOM	Item Description	PO Amount	Department
CORROSION TESTING LABORATORIES, INC	31300035830	2/21/2024				SERVICE AGREEMENT FOR LABORATORY TESTING OF CAST IRON WATER MAINS FROM FEBRUARY 1, 2024, THROUGH JUNE 30, 2024.	20,800.00	
PO 31300035830 Total							20,800.00	
CORROSION TESTING LABORATORIES, INC Total							20,800.00	

Supplier Name	PO Number	PO Date	PO Qty	Avg Unit Price	UOM	Item Description	PO Amount	Department
COURTNEY L SEXTON	31300035759	2/13/2024				BLANKET PURCHASE AGREEMENT TO PROCESS PAY APPLICATIONS FOR PREVIOUSLY APPROVED BPA#31300034247 FOR CONTRACT# LEG2400X FOR TITLE ABSTRACTING AND DOCUMENT RETRIEVAL SERVICES AS NEEDED FOR FY24 FOR ANNEXATION 059, 200, 204 AND 206	97.75	
PO 31300035759 Total							97.75	
COURTNEY L SEXTON Total							97.75	

Supplier Name	PO Number	PO Date	PO Qty	Avg Unit Price	UOM	Item Description	PO Amount	Department
CUES, INC.	31300035849	2/23/2024				BLANKET PURCHASE AGREEMENT TO PROCESS PAY APPLICATIONS FOR CONTRACT #WRG24011 FOR PREVIOUSLY APPROVED BPA# 31300034622 TO PROVIDE DIAGNOSTICS AND REPAIRS ON CUES CCTV PIPE INSPECTION SYSTEM EQUIPMENT FROM JULY 1, 2023, THROUGH JUNE 30, 2024	4,987.40	
	31300035849	2/23/2024				BLANKET PURCHASE AGREEMENT TO PROCESS PAY APPLICATIONS FOR CONTRACT #WRG24011 FOR PREVIOUSLY APPROVED BPA# 31300034622 TO PROVIDE DIAGNOSTICS AND REPAIRS ON CUES CCTV PIPE INSPECTION SYSTEM EQUIPMENT FROM JULY 1, 2023, THROUGH JUNE 30, 2024	31.16	
PO 31300035849 Total							5,018.56	
CUES, INC. Total							5,018.56	

Supplier Name	PO Number	PO Date	PO Qty	Avg Unit Price	UOM	Item Description	PO Amount	Department
DAUPLER, INC	31300035720	2/8/2024				DAUPLER, INC. - AFTER HOURS CALL CENTER - 01/01/2024-12/31/2024	65,950.00	
PO 31300035720 Total							65,950.00	
DAUPLER, INC Total							65,950.00	

Purchase Order Detail Report

Supplier Name	PO Number	PO Date	PO Qty	Avg Unit Price	UOM	Item Description	PO Amount	Department
DDC 4C LLC	31300035723	2/8/2024	0			FORESTRY MANAGEMENT: LONGLEAF RESTORATION AND INVASIVE PLANT CONTROL	25,639.50	
PO 31300035723 Total							25,639.50	
DDC 4C LLC Total							25,639.50	

Supplier Name	PO Number	PO Date	PO Qty	Avg Unit Price	UOM	Item Description	PO Amount	Department
DIAMOND CONSTRUCTORS, INC.	31300035775	2/14/2024				BLANKET PURCHASE AGREEMENT TO PROCESS PAY APPLICATION FOR PAYMENT OF INVOICES (ASPHALT/CONCRETE PATCHING) UNDER PREVIOUSLY APPROVED BPA#31300034419 VALID FOR WORK PERFORMED FOR ELECTRIC CONSTRUCTION DEPARTMENT FOR FY24	3,182.97	
	31300035775	2/14/2024				BLANKET PURCHASE AGREEMENT TO PROCESS PAY APPLICATION FOR PAYMENT OF INVOICES (ASPHALT/CONCRETE PATCHING) UNDER PREVIOUSLY APPROVED BPA#31300034419 VALID FOR WORK PERFORMED FOR ELECTRIC CONSTRUCTION DEPARTMENT FOR FY24	3,690.96	
PO 31300035775 Total							6,873.93	
DIAMOND CONSTRUCTORS, INC.	31300035874	2/28/2024				BLANKET PURCHASE AGREEMENT TO PROCESS PAY APPLICATION FOR PAYMENT OF INVOICES (ASPHALT/CONCRETE PATCHING) UNDER PREVIOUSLY APPROVED BPA#31300034419 VALID FOR WORK PERFORMED FOR ELECTRIC CONSTRUCTION DEPARTMENT FOR FY24	2,628.39	
PO 31300035874 Total							2,628.39	
DIAMOND CONSTRUCTORS, INC. Total							9,502.32	

Supplier Name	PO Number	PO Date	PO Qty	Avg Unit Price	UOM	Item Description	PO Amount	Department
DILLON SUPPLY COMPANY	31300035740	2/9/2024	50	5.00	EACH	ANTISEPTIC, TOWELETTES, 5"X7", #02-12-018	250.00	
	31300035740	2/9/2024	12	27.50	EACH	BAG, RUBBER GLOVE, CLASS 3	330.00	
	31300035740	2/9/2024	336	4.18	CS	WATER, BOTTLED, EMERGENCY SUPPORT	1,404.48	
	31300035740	2/9/2024	15	4.66	EACH	INHALANT, AMMONIA	69.90	
PO 31300035740 Total							2,054.38	
DILLON SUPPLY COMPANY	31300035884	2/29/2024	252	4.18	CS	WATER, BOTTLED, EMERGENCY SUPPORT	1,053.36	
	31300035884	2/29/2024	30	3.50	EACH	GLASSES,SAFETY,CLEAR,PRESSCRIPTION	105.00	
PO 31300035884 Total							1,158.36	
DILLON SUPPLY COMPANY Total							3,212.74	

Supplier Name	PO Number	PO Date	PO Qty	Avg Unit Price	UOM	Item Description	PO Amount	Department
DIRECTIONAL SERVICES, INC.	31300035694	2/6/2024				BLANKET PURCHASE AGREEMENT TO PROCESS PAY APPLICATIONS UNDER PREVIOUSLY APPROVED BPA31300034082 FOR UNDERGROUND DISTRIBUTION SERVICES VALID FOR WORK PERFORMED FOR ELECTRIC CONSTRUCTION DEPT FOR THE	40,306.46	

Purchase Order Detail Report

Supplier Name	PO Number	PO Date	PO Qty	Avg Unit Price	UOM	Item Description	PO Amount	Department
						PERIOD OF JULY 2023 THROUGH JUNE 2024		
PO 31300035694 Total							40,306.46	
DIRECTIONAL SERVICES, INC. Total							40,306.46	

Supplier Name	PO Number	PO Date	PO Qty	Avg Unit Price	UOM	Item Description	PO Amount	Department
DONALDSON COMPANY, INC.	31300035709	2/8/2024	14	259.00	EACH	FILTER,GENERATOR COMPARTMENT, G/T'S	3,626.00	
PO 31300035709 Total							3,626.00	
DONALDSON COMPANY, INC. Total							3,626.00	

Supplier Name	PO Number	PO Date	PO Qty	Avg Unit Price	UOM	Item Description	PO Amount	Department
ELECTRIC MOTOR SHOP OF WAKE FOREST, INC.	31300035708	2/7/2024	2	910.00	EACH	FAN, COMPARTMENT, COOLING, G/T, VANEAXIAL FAN/NEW YORK BLOWER	1,820.00	
PO 31300035708 Total							1,820.00	
ELECTRIC MOTOR SHOP OF WAKE FOREST, INC. Total							1,820.00	

Supplier Name	PO Number	PO Date	PO Qty	Avg Unit Price	UOM	Item Description	PO Amount	Department
ELECTRICITIES OF NC, INC.	31300035822	2/20/2024				ELECTRICITIES OF NORTH CAROLINA..CLIMBING HANDS-ON TESTFAYETTEVILLE APPRENTICESHIP PROGRAM LEVEL 1 & 3	14,336.00	
PO 31300035822 Total							14,336.00	
ELECTRICITIES OF NC, INC. Total							14,336.00	

Supplier Name	PO Number	PO Date	PO Qty	Avg Unit Price	UOM	Item Description	PO Amount	Department
EMED COMPANY, INC.	31300035824	2/20/2024	70	1.59	EACH	TAGS, "DANGER-DO NOT OPERATE", (CARDSTOCK)	111.30	
PO 31300035824 Total							111.30	
EMED COMPANY, INC. Total							111.30	

Supplier Name	PO Number	PO Date	PO Qty	Avg Unit Price	UOM	Item Description	PO Amount	Department
FASTENAL COMPANY	31300035739	2/9/2024	31	19.78	EACH	KNIFE, SKINNING	613.18	
	31300035739	2/9/2024	13	7.50	EACH	LINERS, WINTER	97.50	
PO 31300035739 Total							710.68	
FASTENAL COMPANY	31300035744	2/9/2024				TO PURCHASE SPECIALTY ITEM TOOLS FOR THE MAINTENANCE SHOP AT THE CROSS CREEK WRF.	670.52	
PO 31300035744 Total							670.52	
FASTENAL COMPANY	31300035826	2/20/2024	3	13.82	EACH	VEST,SAFETY,MED,FR/CL-2,LOGO (L)FRNT/BK,MESH,W/ZIP & POCKETS	41.46	
	31300035826	2/20/2024	8	13.82	EACH	VEST,SAFETY,XL,FR/CL-2,LOGO (L)FRNT/BK,MESH,W/ZIP&POCKETS	110.56	

Purchase Order Detail Report

Supplier Name	PO Number	PO Date	PO Qty	Avg Unit Price	UOM	Item Description	PO Amount	Department	
							PO 31300035826 Total	152.02	
							FASTENAL COMPANY Total	1,533.22	

Supplier Name	PO Number	PO Date	PO Qty	Avg Unit Price	UOM	Item Description	PO Amount	Department	
FAYETTEVILLE DOGWOOD FESTIVAL INC	31300035799	2/15/2024				SPONSORSHIP- FAYETTEVILLE DOGWOOD FESTIVAL 2024	10,000.00		
							PO 31300035799 Total	10,000.00	
							FAYETTEVILLE DOGWOOD FESTIVAL INC Total	10,000.00	

Supplier Name	PO Number	PO Date	PO Qty	Avg Unit Price	UOM	Item Description	PO Amount	Department	
FAYETTEVILLE FOOTWEAR	31300035748	2/12/2024				BLANKET PURCHASE ORDER FOR SAFETY BOOTS FOR THE FARM FOR PROCUREMENT FOR FEBUARY 1,2024 THROUGH JUNE 30, 2024	225.00		
							PO 31300035748 Total	225.00	
							FAYETTEVILLE FOOTWEAR Total	225.00	

Supplier Name	PO Number	PO Date	PO Qty	Avg Unit Price	UOM	Item Description	PO Amount	Department	
FAYETTEVILLE LANDSCAPING AND LAWN CARE, INC.	31300035674	2/1/2024				FOR FAYETTEVILLE LANDSCAPING TO PROVIDE CONCRETE PAD 24X15 SLAB ON PWC'S KING STREET SITE. FEBRUARY 1, 2024 THROUGH JUNE 30, 2024	19,350.00		
							PO 31300035674 Total	19,350.00	
							FAYETTEVILLE LANDSCAPING AND LAWN CARE, INC. Total	19,350.00	

Supplier Name	PO Number	PO Date	PO Qty	Avg Unit Price	UOM	Item Description	PO Amount	Department	
FERGUSON ENTERPRISES LLC	31300035702	2/7/2024	61	165.94	EACH	COUPLING, BRASS, 2", THREADLESS, NO LEAD	10,122.34		
							PO 31300035702 Total	10,122.34	
FERGUSON ENTERPRISES LLC	31300035742	2/9/2024				TO PURCHASE MECHANICAL SEALS FOR THE #2 MIXING PUMP AT THE CROSS CREEK WRF.	4,804.00		
							PO 31300035742 Total	4,804.00	
FERGUSON ENTERPRISES LLC	31300035790	2/15/2024	1	11,295.73	DOLLARS	A4A00510 KIT QTY (15) 159.264 EA WRK919TG KIT QTY (20) 208.710 EA WRK919RTG KIT QTY (20) 68.850 EAWRK1375G KIT QTY (15) 96.835 EAWRK1375R KIT QTY (15) 39.085 EAWRK1375V KIT QTY (1) 144.67 EAWRK18860XL KIT QTY (25) 43.16 EA	11,295.73		
							PO 31300035790 Total	11,295.73	
FERGUSON ENTERPRISES LLC	31300035795	2/15/2024	62	3.65	EACH	STRAP, STAINLESS STEEL FOR DFW RUBBER SERVICE SADDLE	226.30		
	31300035795	2/15/2024	40	24.50	EACH	COUPLING, REPAIR, 4" PVC, SDR26, NO STOP (G x G)	980.00		
	31300035795	2/15/2024	123	29.00	EACH	SADDLE, SEWER, FLEXIBLE, 4"	3,567.00		
							PO 31300035795 Total	4,773.30	

Purchase Order Detail Report

Supplier Name	PO Number	PO Date	PO Qty	Avg Unit Price	UOM	Item Description	PO Amount	Department
FERGUSON ENTERPRISES LLC	31300035847	2/23/2024	9	169.00	EACH	GLAND, 12", GRIP RING, ACC SET DI/C-900	1,521.00	
	31300035847	2/23/2024	10	3.30	EACH	BUSHING, BRASS, 1" X 3/4", NO LEAD	33.00	
PO 31300035847 Total							1,554.00	
FERGUSON ENTERPRISES LLC Total							32,549.37	

Supplier Name	PO Number	PO Date	PO Qty	Avg Unit Price	UOM	Item Description	PO Amount	Department
FORTILINE WATERWORKS	31300035745	2/9/2024				FUNDS NEEDED TO PURCHASE REPLACEMENT HYDRANTS FOR THE 9-3 SECONDARY CLARIFIER AT THE CROSS CREEK WRF.	2,718.10	
PO 31300035745 Total							2,718.10	
FORTILINE WATERWORKS	31300035794	2/15/2024	1	669.50	EACH	SLEEVE, TAPPING, SS, 12" X 6", F/C-900, CI,DI	669.50	
PO 31300035794 Total							669.50	
FORTILINE WATERWORKS Total							3,387.60	

Supplier Name	PO Number	PO Date	PO Qty	Avg Unit Price	UOM	Item Description	PO Amount	Department
FRANKLIN COVEY CLIENT SALES, INC.	31300035738	2/9/2024				SHIPPING & HANDLING	61.80	
	31300035738	2/9/2024				FRANKLIN COVEY "WORKING AT THE SPEED OF TRUST" PARTICIPATION KITS	1,800.00	
PO 31300035738 Total							1,861.80	
FRANKLIN COVEY CLIENT SALES, INC. Total							1,861.80	

Supplier Name	PO Number	PO Date	PO Qty	Avg Unit Price	UOM	Item Description	PO Amount	Department
GEIGER	31300035800	2/16/2024				TO PURCHASE QTY (1000) AT \$0.67 EA FOR JAR OPENERS, QTY (1500) AT \$0.80 EA PAN SCRAPERS FROM MOORE EXPOSURE.	2,071.17	
PO 31300035800 Total							2,071.17	
GEIGER Total							2,071.17	

Supplier Name	PO Number	PO Date	PO Qty	Avg Unit Price	UOM	Item Description	PO Amount	Department
GILBERT HORNER PAVING LLC	31300035710	2/8/2024				BLANKET PURCHASE AGREEMENT TO PROCESS PAY APPLICATIONS FOR CONTRACT #WRC24018 FOR PREVIOUSLY APPROVED BPA#31300034660 FOR ON-CALL ASPHALT FOR WRC FOR JULY 1, 2023, THROUGH JUNE 30, 2024	6,023.84	
PO 31300035710 Total							6,023.84	
GILBERT HORNER PAVING LLC	31300035753	2/13/2024				BLANKET PURCHASE AGREEMENT TO PROCESS PAY APPLICATIONS FOR CONTRACT #WRC24018 FOR PREVIOUSLY APPROVED BPA#31300034660 FOR ON-CALL ASPHALT FOR WRC FOR JULY 1, 2023, THROUGH JUNE 30, 2024	4,262.82	
PO 31300035753 Total							4,262.82	
GILBERT HORNER PAVING LLC	31300035786	2/15/2024				BLANKET PURCHASE AGREEMENT TO PROCESS PAY APPLICATIONS FOR CONTRACT #WRC24018 FOR PREVIOUSLY	3,002.72	

Purchase Order Detail Report

Supplier Name	PO Number	PO Date	PO Qty	Avg Unit Price	UOM	Item Description	PO Amount	Department
						APPROVED BPA#31300034660 FOR ON-CALL ASPHALT FOR WRC FOR JULY 1, 2023, THROUGH JUNE 30, 2024		
PO 31300035786 Total							3,002.72	
GILBERT HORNER PAVING LLC	31300035876	2/28/2024				BLANKET PURCHASE AGREEMENT TO PROCESS PAY APPLICATIONS FOR CONTRACT #WRC24018 FOR PREVIOUSLY APPROVED BPA#31300034660 FOR ON-CALL ASPHALT FOR WRC FOR JULY 1, 2023, THROUGH JUNE 30, 2024	6,042.50	
PO 31300035876 Total							6,042.50	
GILBERT HORNER PAVING LLC Total							19,331.88	

Supplier Name	PO Number	PO Date	PO Qty	Avg Unit Price	UOM	Item Description	PO Amount	Department
HALL'S TREE SERVICE INC.	31300035706	2/7/2024				BLANKET PURCHASE AGREEMENT TO PROCESS PAY APPLICATIONS FOR PAYMENT OF INVOICES UNDER PREVIOUSLY APPROVED BPA# 31300034193 TO PROVIDE AS-NEEDED TREE AND STUMP REMOVAL SERVICES	5,000.00	
PO 31300035706 Total							5,000.00	
HALL'S TREE SERVICE INC.	31300035851	2/23/2024				BLANKET PURCHASE AGREEMENT TO PROCESS PAY APPLICATIONS FOR PAYMENT OF INVOICES UNDER PREVIOUSLY APPROVED BPA# 31300034193 TO PROVIDE AS-NEEDED TREE AND STUMP REMOVAL SERVICES	15,000.00	
PO 31300035851 Total							15,000.00	
HALL'S TREE SERVICE INC. Total							20,000.00	

Supplier Name	PO Number	PO Date	PO Qty	Avg Unit Price	UOM	Item Description	PO Amount	Department
HANDI-CLEAN PRODUCTS INC	31300035681	2/1/2024	24	7.14	BOTTLE	CLEANER, HANDI-WAY, SPRAY, QT.	171.36	
PO 31300035681 Total							171.36	
HANDI-CLEAN PRODUCTS INC Total							171.36	

Supplier Name	PO Number	PO Date	PO Qty	Avg Unit Price	UOM	Item Description	PO Amount	Department
HARVEY FERTILIZER AND GAS CO	31300035673	1/31/2024				QTY (600) TONS OF LIME @ \$73.50 PER TON	44,100.00	
PO 31300035673 Total							44,100.00	
HARVEY FERTILIZER AND GAS CO Total							44,100.00	

Supplier Name	PO Number	PO Date	PO Qty	Avg Unit Price	UOM	Item Description	PO Amount	Department
HASTINGS FIBER GLASS PROD. INC	31300035778	2/14/2024	1	4,026.00	EACH	HASTINGS...ITEM#V7714	4,026.00	
PO 31300035778 Total							4,026.00	
HASTINGS FIBER GLASS PROD. INC Total							4,026.00	

Purchase Order Detail Report

Supplier Name	PO Number	PO Date	PO Qty	Avg Unit Price	UOM	Item Description	PO Amount	Department
HAZEN AND SAWYER,P.C.	31300035829	2/21/2024				CONSTRUCTION MONITORING GLENNVILLE LAKE RELIABILITY IMPROVEMENTS (WO 2102980)	500,000.00	
	31300035829	2/21/2024				CONSTRUCTION MONITORING PO HOFFER RELIABILITY IMPROVEMENTS (WO 2102911)	1,500,000.00	
PO 31300035829 Total							2,000,000.00	
HAZEN AND SAWYER,P.C. Total							2,000,000.00	

Supplier Name	PO Number	PO Date	PO Qty	Avg Unit Price	UOM	Item Description	PO Amount	Department
HERITAGE WATER SYSTEMS, INC	31300035735	2/9/2024				FUNDS NEEDED TO REPLACE IMPELLERS ON BOTH PUMPS AT L85 PEARTREE LIFT STATION. BOTH ARE EXREMELY WORN.	6,456.00	
PO 31300035735 Total							6,456.00	
HERITAGE WATER SYSTEMS, INC	31300035844	2/23/2024	2	2,303.00	EACH	BLADE, SLICER KIT ASSEMBLY 144359TD, F/CHOPPER PUMP, L85 LS	4,606.00	
PO 31300035844 Total							4,606.00	
HERITAGE WATER SYSTEMS, INC Total							11,062.00	

Supplier Name	PO Number	PO Date	PO Qty	Avg Unit Price	UOM	Item Description	PO Amount	Department
HOPE MILLS SAW AND MOWER, INC	31300035699	2/6/2024				REPLACEMENT PIPE SAW (MODEL TS700-14 CUT SAW)	1,319.99	
PO 31300035699 Total							1,319.99	
HOPE MILLS SAW AND MOWER, INC Total							1,319.99	

Supplier Name	PO Number	PO Date	PO Qty	Avg Unit Price	UOM	Item Description	PO Amount	Department
HUTCHENS LAW FIRM, LLP	31300035758	2/13/2024				PAY APPLICATIONS FROM PREVIOUSLY APPROVED BPA# 31300028176 FOR SERVICE AGREEMENTS FOR CONDEMNATION FILINGS AND ASSOCIATED LEGAL SERVICES FOR ANNEXATION PROJECTS	330.00	
PO 31300035758 Total							330.00	
HUTCHENS LAW FIRM, LLP Total							330.00	

Supplier Name	PO Number	PO Date	PO Qty	Avg Unit Price	UOM	Item Description	PO Amount	Department
IDEXX DISTRIBUTION INC.	31300035741	2/9/2024				FUNDS NEEDED TO RESUPPLY ITEMS USED IN THE DETERMINATION AND QUANTIFICATION OF BACKTERIOLOGICAL SAMPLING AS REQUIRED FOR REGULATORY COMPLIANCE.	13,192.02	
PO 31300035741 Total							13,192.02	
IDEXX DISTRIBUTION INC. Total							13,192.02	

Purchase Order Detail Report

Supplier Name	PO Number	PO Date	PO Qty	Avg Unit Price	UOM	Item Description	PO Amount	Department
INDUSTRIAL CONTROL PANELS, INC.	31300035861	2/26/2024				TO PROVIDE PLC UPGRADE AND I/O REPLACEMENT PROJECT LOCATED AT CROSS CREEK WWTP FACILITY FROM FEBRUARY 1,2024 THROUGH JUNE 30, 2024.	112,600.00	
PO 31300035861 Total							112,600.00	
INDUSTRIAL CONTROL PANELS, INC. Total							112,600.00	

Supplier Name	PO Number	PO Date	PO Qty	Avg Unit Price	UOM	Item Description	PO Amount	Department
INSITUFORM TECHNOLOGIES LLC	31300035772	2/13/2024				BLANKET PURCHASE AGREEMENT TO PROCESS PAY APPLICATIONS FOR PAYMENT OF INVOICES UNDER PREVIOUSLY APPROVED BPA# 31300034030 (FY24 SWER MAIN REHAB)	186,569.68	
PO 31300035772 Total							186,569.68	
INSITUFORM TECHNOLOGIES LLC	31300035841	2/22/2024				BLANKET PURCHASE AGREEMENT TO PROCESS PAY APPLICATIONS FOR PAYMENT OF INVOICES UNDER PREVIOUSLY APPROVED BPA# 31300034030 (FY24 SWER MAIN REHAB)	298,837.62	
PO 31300035841 Total							298,837.62	
INSITUFORM TECHNOLOGIES LLC Total							485,407.30	

Supplier Name	PO Number	PO Date	PO Qty	Avg Unit Price	UOM	Item Description	PO Amount	Department
JACK'S BOOTS AND APPAREL LLC	31300035750	2/12/2024				BLANKET PURCHASE ORDER FOR SAFETY BOOTS FOR THE FARM FOR PROCUREMENT FOR FEBUARY 1,2024 THROUGH JUNE 30, 2024	225.00	
PO 31300035750 Total							225.00	
JACK'S BOOTS AND APPAREL LLC Total							225.00	

Supplier Name	PO Number	PO Date	PO Qty	Avg Unit Price	UOM	Item Description	PO Amount	Department
JET DENTAL, LLC	31300035860	2/26/2024				ONSITE DENTAL SERVICES FOR JET DENTAL. FEBRUARY 1, 2024 THROUGH JUNE 30, 2024.	5,800.00	
PO 31300035860 Total							5,800.00	
JET DENTAL, LLC Total							5,800.00	

Supplier Name	PO Number	PO Date	PO Qty	Avg Unit Price	UOM	Item Description	PO Amount	Department
KOPPERS UTILITY AND INDUSTRIAL PRODUCTS INC.	31300035834	2/22/2024	60	379.00	EACH	POLE, WOOD, 45' CLASS 3	22,740.00	
PO 31300035834 Total							22,740.00	
KOPPERS UTILITY AND INDUSTRIAL PRODUCTS INC. Total							22,740.00	

Purchase Order Detail Report

Supplier Name	PO Number	PO Date	PO Qty	Avg Unit Price	UOM	Item Description	PO Amount	Department
LAFAYETTE FORD INC.	31300035743	2/9/2024				TO PURCHASE ENGINE ASSEMBLY TO REPLACE UNIT #4128 FROM LAFAYETTE FORD. FEBRUARY 1, 2024 THROUGH JUNE 30, 2024	9,000.00	
PO 31300035743 Total							9,000.00	
LAFAYETTE FORD INC. Total							9,000.00	

Supplier Name	PO Number	PO Date	PO Qty	Avg Unit Price	UOM	Item Description	PO Amount	Department
LINDER TURF & TRACTOR	31300035686	2/2/2024				TO PURCHASE REPLACEMENT 2024 KUBOTA UTV - FROM SOURCEWELL CONTRACT FOR 4107 - DEPARTMENT 640. FEBRUARY 1, 2024 THROUGH JUNE 30, 2024	16,210.51	
PO 31300035686 Total							16,210.51	
LINDER TURF & TRACTOR Total							16,210.51	

Supplier Name	PO Number	PO Date	PO Qty	Avg Unit Price	UOM	Item Description	PO Amount	Department
LOOKS GREAT SERVICES OF MS, INC.	31300035711	2/8/2024				BLANKET PURCHASE AGREEMENT TO PROCESS PAY APPLICATIONS FOR PREVIOUSLY APPROVED BPA #31300034280 FOR ELECTRIC SYSTEM RIGHT-OF-WAY CLEARANCE FOR FY 24	3,135.24	
PO 31300035711 Total							3,135.24	
LOOKS GREAT SERVICES OF MS, INC.	31300035712	2/8/2024				BLANKET PURCHASE AGREEMENT TO PROCESS PAY APPLICATIONS FOR PREVIOUSLY APPROVED BPA #31300034280 FOR ELECTRIC SYSTEM RIGHT-OF-WAY CLEARANCE FOR FY 24	705.26	
PO 31300035712 Total							705.26	
LOOKS GREAT SERVICES OF MS, INC.	31300035713	2/8/2024				BLANKET PURCHASE AGREEMENT TO PROCESS PAY APPLICATIONS FOR PREVIOUSLY APPROVED BPA #31300034280 FOR ELECTRIC SYSTEM RIGHT-OF-WAY CLEARANCE FOR FY 24	2,254.92	
PO 31300035713 Total							2,254.92	
LOOKS GREAT SERVICES OF MS, INC.	31300035714	2/8/2024				BLANKET PURCHASE AGREEMENT TO PROCESS PAY APPLICATIONS FOR PREVIOUSLY APPROVED BPA #31300034280 FOR ELECTRIC SYSTEM RIGHT-OF-WAY CLEARANCE FOR FY 24	3,006.56	
PO 31300035714 Total							3,006.56	
LOOKS GREAT SERVICES OF MS, INC.	31300035715	2/8/2024				BLANKET PURCHASE AGREEMENT TO PROCESS PAY APPLICATIONS FOR PREVIOUSLY APPROVED BPA #31300034280 FOR ELECTRIC SYSTEM RIGHT-OF-WAY CLEARANCE FOR FY 24	1,774.30	
PO 31300035715 Total							1,774.30	
LOOKS GREAT SERVICES OF MS, INC.	31300035716	2/8/2024				BLANKET PURCHASE AGREEMENT TO PROCESS PAY APPLICATIONS FOR PREVIOUSLY APPROVED BPA #31300034280 FOR ELECTRIC SYSTEM RIGHT-OF-WAY CLEARANCE FOR FY 24	4,050.80	
PO 31300035716 Total							4,050.80	
LOOKS GREAT SERVICES OF MS, INC.	31300035717	2/8/2024				BLANKET PURCHASE AGREEMENT TO PROCESS PAY APPLICATIONS FOR PREVIOUSLY APPROVED BPA #31300034280 FOR ELECTRIC SYSTEM RIGHT-OF-WAY CLEARANCE FOR FY 24	6,644.50	
PO 31300035717 Total							6,644.50	
LOOKS GREAT SERVICES OF MS, INC.	31300035718	2/8/2024				BLANKET PURCHASE AGREEMENT TO PROCESS PAY APPLICATIONS FOR PREVIOUSLY APPROVED BPA #31300034280	7,145.50	

Purchase Order Detail Report

Supplier Name	PO Number	PO Date	PO Qty	Avg Unit Price	UOM	Item Description	PO Amount	Department
						FOR ELECTRIC SYSTEM RIGHT-OF-WAY CLEARANCE FOR FY 24		
						PO 31300035718 Total	7,145.50	
LOOKS GREAT SERVICES OF MS, INC.	31300035719	2/8/2024				BLANKET PURCHASE AGREEMENT TO PROCESS PAY APPLICATIONS FOR PREVIOUSLY APPROVED BPA #31300034280 FOR ELECTRIC SYSTEM RIGHT-OF-WAY CLEARANCE FOR FY 24	1,346.50	
						PO 31300035719 Total	1,346.50	
LOOKS GREAT SERVICES OF MS, INC.	31300035755	2/13/2024				BLANKET PURCHASE AGREEMENT TO PROCESS PAY APPLICATIONS FOR PREVIOUSLY APPROVED BPA #31300034280 FOR ELECTRIC SYSTEM RIGHT-OF-WAY CLEARANCE FOR FY 24	54,073.30	
						PO 31300035755 Total	54,073.30	
						LOOKS GREAT SERVICES OF MS, INC. Total	84,136.88	

Supplier Name	PO Number	PO Date	PO Qty	Avg Unit Price	UOM	Item Description	PO Amount	Department
MAINLINING AMERICA, LLC	31300035771	2/13/2024				BLANKET PURCHASE AGREEMENT TO PROCESS PAY APPLICATIONS FOR PAYMENT OF INVOICES UNDER PREVIOUSLY APPROVED BPA#31300034032 (FY24 WATER MAIN REHAB)	253,426.06	
						PO 31300035771 Total	253,426.06	
						MAINLINING AMERICA, LLC Total	253,426.06	

Supplier Name	PO Number	PO Date	PO Qty	Avg Unit Price	UOM	Item Description	PO Amount	Department
MCDONALD MATERIALS, INC.	31300035693	2/6/2024				BLANKET PURCHASE AGREEMENT TO PROCESS PAY APPLICATIONS FOR PREVIOUSLY APPROVED BPA 31300034241 FOR CONSTRUCTION MATERIALS FOR SUBSTATIONS FOR FY24.	563.92	
	31300035693	2/6/2024				BLANKET PURCHASE AGREEMENT TO PROCESS PAY APPLICATIONS FOR PREVIOUSLY APPROVED BPA 31300034241 FOR CONSTRUCTION MATERIALS FOR SUBSTATIONS FOR FY24.	556.24	
	31300035693	2/6/2024				BLANKET PURCHASE AGREEMENT TO PROCESS PAY APPLICATIONS FOR PREVIOUSLY APPROVED BPA 31300034241 FOR CONSTRUCTION MATERIALS FOR SUBSTATIONS FOR FY24.	557.56	
	31300035693	2/6/2024				BLANKET PURCHASE AGREEMENT TO PROCESS PAY APPLICATIONS FOR PREVIOUSLY APPROVED BPA 31300034241 FOR CONSTRUCTION MATERIALS FOR SUBSTATIONS FOR FY24.	554.91	
	31300035693	2/6/2024				BLANKET PURCHASE AGREEMENT TO PROCESS PAY APPLICATIONS FOR PREVIOUSLY APPROVED BPA 31300034241 FOR CONSTRUCTION MATERIALS FOR SUBSTATIONS FOR FY24.	524.17	
						PO 31300035693 Total	2,756.80	
						MCDONALD MATERIALS, INC. Total	2,756.80	

Supplier Name	PO Number	PO Date	PO Qty	Avg Unit Price	UOM	Item Description	PO Amount	Department
MEC-TRIC CONTROL COMPANY	31300035688	2/5/2024	2	5,084.00	EACH	GAS PURGE VALVE,G/T,HIGH TEMPERATURE,SS	10,168.00	

Purchase Order Detail Report

Supplier Name	PO Number	PO Date	PO Qty	Avg Unit Price	UOM	Item Description	PO Amount	Department	
							PO 31300035688 Total	10,168.00	
							MEC-TRIC CONTROL COMPANY Total	10,168.00	

Supplier Name	PO Number	PO Date	PO Qty	Avg Unit Price	UOM	Item Description	PO Amount	Department	
MEGGER	31300035853	2/26/2024				SERVICE AGREEMENT WAIVER WAV24014 TO PROVIDE REPAIRS FOR CALIBRATION OF TEST EQUIPMENT FEBRUARY 1, 2024- JUNE 30, 2024.	4,000.00		
							PO 31300035853 Total	4,000.00	
							MEGGER Total	4,000.00	

Supplier Name	PO Number	PO Date	PO Qty	Avg Unit Price	UOM	Item Description	PO Amount	Department	
MEYER UTILITY STRUCTURES, LLC	31300035752	2/12/2024	40	6,768.00	EACH	POLE, TUBULAR GALVANIZED STEEL, 75 FT, S-04.2	270,720.00		
	31300035752	2/12/2024	30	7,155.00	EACH	POLE, TUBULAR GALVANIZED STEEL, 80 FT, S-04.2	214,650.00		
							PO 31300035752 Total	485,370.00	
							MEYER UTILITY STRUCTURES, LLC Total	485,370.00	

Supplier Name	PO Number	PO Date	PO Qty	Avg Unit Price	UOM	Item Description	PO Amount	Department	
MID SOUTH LIGHTING	31300035679	2/1/2024	10	204.90	EACH	50K / LED / HIGH BAY LIGHT FIXTURE, PN 458J25	2,049.00		
							PO 31300035679 Total	2,049.00	
MID SOUTH LIGHTING	31300035837	2/22/2024				CCR INVENTORY TO PURCHASE LED BULBS QTY (1000) EA AT \$1.16 FROM MID-SOUTH LIGHTING, INC.	1,160.00		
							PO 31300035837 Total	1,160.00	
							MID SOUTH LIGHTING Total	3,209.00	

Supplier Name	PO Number	PO Date	PO Qty	Avg Unit Price	UOM	Item Description	PO Amount	Department	
MINMAX TECHNOLOGIES, LLC	31300035866	2/27/2024				SERVICE AGREEMENT (CONTRACT #ESS24005) FOR VENDOR TO PROVIDE ANNUAL SUBSCRIPTION TO MINMAX ESMART/POWER BI DATABASE ACCESS FOR FEBRUARY 1, 2024 THROUGH JANUARY 31, 2025	19,080.00		
							PO 31300035866 Total	19,080.00	
							MINMAX TECHNOLOGIES, LLC Total	19,080.00	

Supplier Name	PO Number	PO Date	PO Qty	Avg Unit Price	UOM	Item Description	PO Amount	Department	
MITCHAM AND COMPANY, INC	31300035811	2/19/2024				EMERGENCY REPAIR TO BOILER AT CROSS CREEK WRF	4,895.00		
							PO 31300035811 Total	4,895.00	
							MITCHAM AND COMPANY, INC Total	4,895.00	

Purchase Order Detail Report

Supplier Name	PO Number	PO Date	PO Qty	Avg Unit Price	UOM	Item Description	PO Amount	Department
N.C. DIVISION OF MOTOR VEHICLES	31300035722	2/8/2024				TAX AND TAG FOR ELECTRIC DIVISION - DEPARTMENT 0820 UNITS - (3) TRUCKS 2325, 2333 AND ADDITIONAL ON PO 31300034312 - ADDITIONAL TRUCK ON PO 31300034557	10,380.45	
PO 31300035722 Total							10,380.45	
N.C. DIVISION OF MOTOR VEHICLES	31300035725	2/8/2024				TAX AND TAG FOR WATER DIVISION UNITS - DEPT 620 UNITS - 3341 ON PO 31300032448 - 3351 ON PO 31300032449 - 3348 ON PO 31300031920 - 9590 ON PO 31300031915 - DEPT 0642 UNITS - 465 ON PO 31300034655 - ADDITIONAL DUMP TRAILER ON PO 31300034240	12,036.00	
PO 31300035725 Total							12,036.00	
N.C. DIVISION OF MOTOR VEHICLES Total							22,416.45	

Supplier Name	PO Number	PO Date	PO Qty	Avg Unit Price	UOM	Item Description	PO Amount	Department
NCDEQ-DIVISION OF WATER RESOURCES	31300035776	2/14/2024				(NC DEPT OF ENVRO-STORMWATER-PERMIT#NCS000369-ANNUAL-INV#2024PR001206)	1,200.00	
PO 31300035776 Total							1,200.00	
NCDEQ-DIVISION OF WATER RESOURCES Total							1,200.00	

Supplier Name	PO Number	PO Date	PO Qty	Avg Unit Price	UOM	Item Description	PO Amount	Department
NEW RESOURCES GROUP, INC.	31300035804	2/16/2024				INVENTORY ORDER- NEW RESOURCES GROUP	4,380.93	
PO 31300035804 Total							4,380.93	
NEW RESOURCES GROUP, INC. Total							4,380.93	

Supplier Name	PO Number	PO Date	PO Qty	Avg Unit Price	UOM	Item Description	PO Amount	Department
PHENIX TECHNOLOGIES	31300035856	2/26/2024				SERVICE AGREEMENT - 5YR AGREEMENT - FY24 - CALIBRATION MAINTENANCE OPTION K	6,000.00	
PO 31300035856 Total							6,000.00	
PHENIX TECHNOLOGIES Total							6,000.00	

Supplier Name	PO Number	PO Date	PO Qty	Avg Unit Price	UOM	Item Description	PO Amount	Department
PHOENIX SPIRIT GROUP, LLC	31300035812	2/19/2024				PAY APPLICATIONS FOR CONTRACT # ECS24013 FOR PREVIOUSLY APPROVED BPA 31300035281 FOR FY24 FLAGGING OPERATION NEEDS FOR ELECTRIC CONSTRUCTION	1,126.32	
PO 31300035812 Total							1,126.32	
PHOENIX SPIRIT GROUP, LLC Total							1,126.32	

Supplier Name	PO Number	PO Date	PO Qty	Avg Unit Price	UOM	Item Description	PO Amount	Department
PIKE ELECTRIC, LLC	31300035625	1/25/2024				BLANKET PURCHASE AGREEMENT TO PROCESS PAY	9,509.50	

Purchase Order Detail Report

Supplier Name	PO Number	PO Date	PO Qty	Avg Unit Price	UOM	Item Description	PO Amount	Department
						APPLICATION FOR PAYMENT OF INVOICES UNDER PREVIOUSLY APPROVED BPA#31300034136 FOR COMMERCIAL UNDERGROUND DISTRIBUTION CONSTRUCTION FOR THE PERIOD OF JULY 2023 THROUGH JUNE 2024.		
	31300035625	1/25/2024				BLANKET PURCHASE AGREEMENT TO PROCESS PAY APPLICATION FOR PAYMENT OF INVOICES UNDER PREVIOUSLY APPROVED BPA#31300034136 FOR COMMERCIAL UNDERGROUND DISTRIBUTION CONSTRUCTION FOR THE PERIOD OF JULY 2023 THROUGH JUNE 2024.	11,287.78	
	31300035625	1/25/2024				BLANKET PURCHASE AGREEMENT TO PROCESS PAY APPLICATION FOR PAYMENT OF INVOICES UNDER PREVIOUSLY APPROVED BPA#31300034136 FOR COMMERCIAL UNDERGROUND DISTRIBUTION CONSTRUCTION FOR THE PERIOD OF JULY 2023 THROUGH JUNE 2024.	9,852.64	
	31300035625	1/25/2024				BLANKET PURCHASE AGREEMENT TO PROCESS PAY APPLICATION FOR PAYMENT OF INVOICES UNDER PREVIOUSLY APPROVED BPA#31300034136 FOR COMMERCIAL UNDERGROUND DISTRIBUTION CONSTRUCTION FOR THE PERIOD OF JULY 2023 THROUGH JUNE 2024.	3,282.82	
	31300035625	1/25/2024				BLANKET PURCHASE AGREEMENT TO PROCESS PAY APPLICATION FOR PAYMENT OF INVOICES UNDER PREVIOUSLY APPROVED BPA#31300034136 FOR COMMERCIAL UNDERGROUND DISTRIBUTION CONSTRUCTION FOR THE PERIOD OF JULY 2023 THROUGH JUNE 2024.	11,617.10	
PO 31300035625 Total							45,549.84	
PIKE ELECTRIC, LLC	31300035626	1/25/2024				BLANKET PURCHASE AGREEMENT TO PROCESS PAY APPLICATION FOR PAYMENT OF INVOICES UNDER PREVIOUSLY APPROVED BPA#31300034136 FOR COMMERCIAL UNDERGROUND DISTRIBUTION CONSTRUCTION FOR THE PERIOD OF JULY 2023 THROUGH JUNE 2024.	6,767.40	
	31300035626	1/25/2024				BLANKET PURCHASE AGREEMENT TO PROCESS PAY APPLICATION FOR PAYMENT OF INVOICES UNDER PREVIOUSLY APPROVED BPA#31300034136 FOR COMMERCIAL UNDERGROUND DISTRIBUTION CONSTRUCTION FOR THE PERIOD OF JULY 2023 THROUGH JUNE 2024.	1,727.80	
	31300035626	1/25/2024				BLANKET PURCHASE AGREEMENT TO PROCESS PAY APPLICATION FOR PAYMENT OF INVOICES UNDER PREVIOUSLY APPROVED BPA#31300034136 FOR COMMERCIAL UNDERGROUND DISTRIBUTION CONSTRUCTION FOR THE PERIOD OF JULY 2023 THROUGH JUNE 2024.	5,005.00	
	31300035626	1/25/2024				BLANKET PURCHASE AGREEMENT TO PROCESS PAY APPLICATION FOR PAYMENT OF INVOICES UNDER PREVIOUSLY APPROVED BPA#31300034136 FOR COMMERCIAL UNDERGROUND DISTRIBUTION CONSTRUCTION FOR THE PERIOD OF JULY 2023 THROUGH JUNE 2024.	2,865.20	
	31300035626	1/25/2024				BLANKET PURCHASE AGREEMENT TO PROCESS PAY	6,174.20	

Purchase Order Detail Report

Supplier Name	PO Number	PO Date	PO Qty	Avg Unit Price	UOM	Item Description	PO Amount	Department
						APPLICATION FOR PAYMENT OF INVOICES UNDER PREVIOUSLY APPROVED BPA#31300034136 FOR COMMERCIAL UNDERGROUND DISTRIBUTION CONSTRUCTION FOR THE PERIOD OF JULY 2023 THROUGH JUNE 2024.		
	31300035626	1/25/2024				BLANKET PURCHASE AGREEMENT TO PROCESS PAY APPLICATION FOR PAYMENT OF INVOICES UNDER PREVIOUSLY APPROVED BPA#31300034136 FOR COMMERCIAL UNDERGROUND DISTRIBUTION CONSTRUCTION FOR THE PERIOD OF JULY 2023 THROUGH JUNE 2024.	4,642.00	
	31300035626	1/25/2024				BLANKET PURCHASE AGREEMENT TO PROCESS PAY APPLICATION FOR PAYMENT OF INVOICES UNDER PREVIOUSLY APPROVED BPA#31300034136 FOR COMMERCIAL UNDERGROUND DISTRIBUTION CONSTRUCTION FOR THE PERIOD OF JULY 2023 THROUGH JUNE 2024.	2,502.50	
	31300035626	1/25/2024				BLANKET PURCHASE AGREEMENT TO PROCESS PAY APPLICATION FOR PAYMENT OF INVOICES UNDER PREVIOUSLY APPROVED BPA#31300034136 FOR COMMERCIAL UNDERGROUND DISTRIBUTION CONSTRUCTION FOR THE PERIOD OF JULY 2023 THROUGH JUNE 2024.	8,818.10	
	31300035626	1/25/2024				BLANKET PURCHASE AGREEMENT TO PROCESS PAY APPLICATION FOR PAYMENT OF INVOICES UNDER PREVIOUSLY APPROVED BPA#31300034136 FOR COMMERCIAL UNDERGROUND DISTRIBUTION CONSTRUCTION FOR THE PERIOD OF JULY 2023 THROUGH JUNE 2024.	11,067.17	
	31300035626	1/25/2024				BLANKET PURCHASE AGREEMENT TO PROCESS PAY APPLICATION FOR PAYMENT OF INVOICES UNDER PREVIOUSLY APPROVED BPA#31300034136 FOR COMMERCIAL UNDERGROUND DISTRIBUTION CONSTRUCTION FOR THE PERIOD OF JULY 2023 THROUGH JUNE 2024.	1,727.80	
	31300035626	1/25/2024				BLANKET PURCHASE AGREEMENT TO PROCESS PAY APPLICATION FOR PAYMENT OF INVOICES UNDER PREVIOUSLY APPROVED BPA#31300034136 FOR COMMERCIAL UNDERGROUND DISTRIBUTION CONSTRUCTION FOR THE PERIOD OF JULY 2023 THROUGH JUNE 2024.	2,940.50	
	31300035626	1/25/2024				BLANKET PURCHASE AGREEMENT TO PROCESS PAY APPLICATION FOR PAYMENT OF INVOICES UNDER PREVIOUSLY APPROVED BPA#31300034136 FOR COMMERCIAL UNDERGROUND DISTRIBUTION CONSTRUCTION FOR THE PERIOD OF JULY 2023 THROUGH JUNE 2024.	2,940.50	
						PO 31300035626 Total	57,178.17	
PIKE ELECTRIC, LLC	31300035747	2/12/2024				TO PROCESS PAY APPLICATION FOR PAYMENT OF INVOICES UNDER PREVIOUSLY APPROVED BPA#31300034136 FOR COMMERCIAL UNDERGROUND DISTRIBUTION CONSTRUCTION FOR THE PERIOD OF JULY 2023 THROUGH JUNE 2024.	1,057.10	
	31300035747	2/12/2024				TO PROCESS PAY APPLICATION FOR PAYMENT OF INVOICES UNDER PREVIOUSLY APPROVED BPA#31300034136 FOR	13,534.80	

Purchase Order Detail Report

Supplier Name	PO Number	PO Date	PO Qty	Avg Unit Price	UOM	Item Description	PO Amount	Department
						COMMERCIAL UNDERGROUND DISTRIBUTION CONSTRUCTION FOR THE PERIOD OF JULY 2023 THROUGH JUNE 2024.		
PO 31300035747 Total							14,591.90	
PIKE ELECTRIC, LLC	31300035756	2/13/2024				BLANKET PURCHASE AGREEMENT TO PROCESS PAY APPLICATION FOR PAYMENT OF INVOICES UNDER PREVIOUSLY APPROVED BPA#31300034136 FOR COMMERCIAL UNDERGROUND DISTRIBUTION CONSTRUCTION FOR THE PERIOD OF JULY 2023 THROUGH JUNE 2024.	11,646.89	
	31300035756	2/13/2024				BLANKET PURCHASE AGREEMENT TO PROCESS PAY APPLICATION FOR PAYMENT OF INVOICES UNDER PREVIOUSLY APPROVED BPA#31300034136 FOR COMMERCIAL UNDERGROUND DISTRIBUTION CONSTRUCTION FOR THE PERIOD OF JULY 2023 THROUGH JUNE 2024.	9,893.80	
	31300035756	2/13/2024				BLANKET PURCHASE AGREEMENT TO PROCESS PAY APPLICATION FOR PAYMENT OF INVOICES UNDER PREVIOUSLY APPROVED BPA#31300034136 FOR COMMERCIAL UNDERGROUND DISTRIBUTION CONSTRUCTION FOR THE PERIOD OF JULY 2023 THROUGH JUNE 2024.	3,282.82	
	31300035756	2/13/2024				BLANKET PURCHASE AGREEMENT TO PROCESS PAY APPLICATION FOR PAYMENT OF INVOICES UNDER PREVIOUSLY APPROVED BPA#31300034136 FOR COMMERCIAL UNDERGROUND DISTRIBUTION CONSTRUCTION FOR THE PERIOD OF JULY 2023 THROUGH JUNE 2024.	9,473.10	
	31300035756	2/13/2024				BLANKET PURCHASE AGREEMENT TO PROCESS PAY APPLICATION FOR PAYMENT OF INVOICES UNDER PREVIOUSLY APPROVED BPA#31300034136 FOR COMMERCIAL UNDERGROUND DISTRIBUTION CONSTRUCTION FOR THE PERIOD OF JULY 2023 THROUGH JUNE 2024.	12,539.90	
	31300035756	2/13/2024				BLANKET PURCHASE AGREEMENT TO PROCESS PAY APPLICATION FOR PAYMENT OF INVOICES UNDER PREVIOUSLY APPROVED BPA#31300034136 FOR COMMERCIAL UNDERGROUND DISTRIBUTION CONSTRUCTION FOR THE PERIOD OF JULY 2023 THROUGH JUNE 2024.	10,884.90	
	31300035756	2/13/2024				BLANKET PURCHASE AGREEMENT TO PROCESS PAY APPLICATION FOR PAYMENT OF INVOICES UNDER PREVIOUSLY APPROVED BPA#31300034136 FOR COMMERCIAL UNDERGROUND DISTRIBUTION CONSTRUCTION FOR THE PERIOD OF JULY 2023 THROUGH JUNE 2024.	10,835.20	
	31300035756	2/13/2024				BLANKET PURCHASE AGREEMENT TO PROCESS PAY APPLICATION FOR PAYMENT OF INVOICES UNDER PREVIOUSLY APPROVED BPA#31300034136 FOR COMMERCIAL UNDERGROUND DISTRIBUTION CONSTRUCTION FOR THE PERIOD OF JULY 2023 THROUGH JUNE 2024.	3,455.60	
	31300035756	2/13/2024				BLANKET PURCHASE AGREEMENT TO PROCESS PAY APPLICATION FOR PAYMENT OF INVOICES UNDER PREVIOUSLY APPROVED BPA#31300034136 FOR COMMERCIAL UNDERGROUND	10,010.00	

Purchase Order Detail Report

Supplier Name	PO Number	PO Date	PO Qty	Avg Unit Price	UOM	Item Description	PO Amount	Department
						DISTRIBUTION CONSTRUCTION FOR THE PERIOD OF JULY 2023 THROUGH JUNE 2024.		
	31300035756	2/13/2024				BLANKET PURCHASE AGREEMENT TO PROCESS PAY APPLICATION FOR PAYMENT OF INVOICES UNDER PREVIOUSLY APPROVED BPA#31300034136 FOR COMMERCIAL UNDERGROUND DISTRIBUTION CONSTRUCTION FOR THE PERIOD OF JULY 2023 THROUGH JUNE 2024.	2,945.70	
PO 31300035756 Total							84,967.91	
PIKE ELECTRIC, LLC	31300035757	2/13/2024				BLANKET PURCHASE AGREEMENT TO PROCESS PAY APPLICATION FOR PAYMENT OF INVOICES UNDER PREVIOUSLY APPROVED BPA#31300034136 FOR COMMERCIAL UNDERGROUND DISTRIBUTION CONSTRUCTION FOR THE PERIOD OF JULY 2023 THROUGH JUNE 2024.	10,010.00	
	31300035757	2/13/2024				BLANKET PURCHASE AGREEMENT TO PROCESS PAY APPLICATION FOR PAYMENT OF INVOICES UNDER PREVIOUSLY APPROVED BPA#31300034136 FOR COMMERCIAL UNDERGROUND DISTRIBUTION CONSTRUCTION FOR THE PERIOD OF JULY 2023 THROUGH JUNE 2024.	11,905.20	
	31300035757	2/13/2024				BLANKET PURCHASE AGREEMENT TO PROCESS PAY APPLICATION FOR PAYMENT OF INVOICES UNDER PREVIOUSLY APPROVED BPA#31300034136 FOR COMMERCIAL UNDERGROUND DISTRIBUTION CONSTRUCTION FOR THE PERIOD OF JULY 2023 THROUGH JUNE 2024.	3,455.60	
	31300035757	2/13/2024				BLANKET PURCHASE AGREEMENT TO PROCESS PAY APPLICATION FOR PAYMENT OF INVOICES UNDER PREVIOUSLY APPROVED BPA#31300034136 FOR COMMERCIAL UNDERGROUND DISTRIBUTION CONSTRUCTION FOR THE PERIOD OF JULY 2023 THROUGH JUNE 2024.	12,648.40	
	31300035757	2/13/2024				BLANKET PURCHASE AGREEMENT TO PROCESS PAY APPLICATION FOR PAYMENT OF INVOICES UNDER PREVIOUSLY APPROVED BPA#31300034136 FOR COMMERCIAL UNDERGROUND DISTRIBUTION CONSTRUCTION FOR THE PERIOD OF JULY 2023 THROUGH JUNE 2024.	10,920.40	
PO 31300035757 Total							48,939.60	
PIKE ELECTRIC, LLC	31300035863	2/26/2024				BLANKET PURCHASE AGREEMENT TO PROCESS PAY APPLICATION FOR PAYMENT OF INVOICES UNDER PREVIOUSLY APPROVED BPA#31300034136 FOR COMMERCIAL UNDERGROUND DISTRIBUTION CONSTRUCTION FOR THE PERIOD OF JULY 2023 THROUGH JUNE 2024.	6,324.20	
	31300035863	2/26/2024				BLANKET PURCHASE AGREEMENT TO PROCESS PAY APPLICATION FOR PAYMENT OF INVOICES UNDER PREVIOUSLY APPROVED BPA#31300034136 FOR COMMERCIAL UNDERGROUND DISTRIBUTION CONSTRUCTION FOR THE PERIOD OF JULY 2023 THROUGH JUNE 2024.	10,148.45	
	31300035863	2/26/2024				BLANKET PURCHASE AGREEMENT TO PROCESS PAY APPLICATION FOR PAYMENT OF INVOICES UNDER PREVIOUSLY	11,109.80	

Purchase Order Detail Report

Supplier Name	PO Number	PO Date	PO Qty	Avg Unit Price	UOM	Item Description	PO Amount	Department
						APPROVED BPA#31300034136 FOR COMMERCIAL UNDERGROUND DISTRIBUTION CONSTRUCTION FOR THE PERIOD OF JULY 2023 THROUGH JUNE 2024.		
	31300035863	2/26/2024				BLANKET PURCHASE AGREEMENT TO PROCESS PAY APPLICATION FOR PAYMENT OF INVOICES UNDER PREVIOUSLY APPROVED BPA#31300034136 FOR COMMERCIAL UNDERGROUND DISTRIBUTION CONSTRUCTION FOR THE PERIOD OF JULY 2023 THROUGH JUNE 2024.	3,455.60	
	31300035863	2/26/2024				BLANKET PURCHASE AGREEMENT TO PROCESS PAY APPLICATION FOR PAYMENT OF INVOICES UNDER PREVIOUSLY APPROVED BPA#31300034136 FOR COMMERCIAL UNDERGROUND DISTRIBUTION CONSTRUCTION FOR THE PERIOD OF JULY 2023 THROUGH JUNE 2024.	5,682.15	
	31300035863	2/26/2024				BLANKET PURCHASE AGREEMENT TO PROCESS PAY APPLICATION FOR PAYMENT OF INVOICES UNDER PREVIOUSLY APPROVED BPA#31300034136 FOR COMMERCIAL UNDERGROUND DISTRIBUTION CONSTRUCTION FOR THE PERIOD OF JULY 2023 THROUGH JUNE 2024.	9,456.90	
PO 31300035863 Total							46,177.10	
PIKE ELECTRIC, LLC Total							297,404.52	

Supplier Name	PO Number	PO Date	PO Qty	Avg Unit Price	UOM	Item Description	PO Amount	Department
RADWELL INTERNATIONAL, INC.	31300035691	2/6/2024	1	700.00	EACH	LOAD TRK IV CONTROLLER 3DS3820LT4C	700.00	
PO 31300035691 Total							700.00	
RADWELL INTERNATIONAL, INC. Total							700.00	

Supplier Name	PO Number	PO Date	PO Qty	Avg Unit Price	UOM	Item Description	PO Amount	Department
RAGLAND PRODUCTIONS, INC	31300035858	2/26/2024				FOR ENTERTAINMENT GAMES AND RIDES FOR ANNUAL PWC EMPLOYEE PICNIC FROM RAGLAND PRODUCTIONS, INC. FEBRUARY 1, 2024 THROUGH JUNE 30, 2024.	26,647.94	
PO 31300035858 Total							26,647.94	
RAGLAND PRODUCTIONS, INC Total							26,647.94	

Supplier Name	PO Number	PO Date	PO Qty	Avg Unit Price	UOM	Item Description	PO Amount	Department
RAYCO SAFETY INC.	31300035825	2/20/2024	110	7.45	PK	GLOVES, NITRILE, POWDER FREE, LARGE	819.50	
	31300035825	2/20/2024	5	136.00	CS	COVERALLS, W/HOOD, DISPOSABLE, TYVEK 400 XXXXL	680.00	
PO 31300035825 Total							1,499.50	
RAYCO SAFETY INC. Total							1,499.50	

Purchase Order Detail Report

Supplier Name	PO Number	PO Date	PO Qty	Avg Unit Price	UOM	Item Description	PO Amount	Department
RED BARN PROMOS	31300035801	2/16/2024				TO PURCHASE QTY (1500) AT \$1.35 FOR YELLOW CANVAS TOTE BAG, QTY (1500) AT \$0.65 FOR KRAFT PAPER BAG, QTY (1000) AT \$0.44 WHITE PLASTIC BAG, QTY (1000) AT \$1.20 FOR PLASTIC HARD HATS FROM RED BARN PROMOS.	5,185.00	
PO 31300035801 Total							5,185.00	
RED BARN PROMOS Total							5,185.00	

Supplier Name	PO Number	PO Date	PO Qty	Avg Unit Price	UOM	Item Description	PO Amount	Department
RGRID POWER PLLC	31300035685	2/2/2024				PAY APPLICATIONS CONTRACT #PWC2324010-RGRID FOR PREVIOUSLY APPROVED BPA#31300035685 FOR ON-CALL ENGINEERING SERVICES FOR MISC TECHNICAL ISSUES FOR ELECTRICAL ENGINEERING FEBUARY 2, 2024 THROUGH JUNE 30, 2024	50,000.00	
PO 31300035685 Total							50,000.00	
RGRID POWER PLLC Total							50,000.00	

Supplier Name	PO Number	PO Date	PO Qty	Avg Unit Price	UOM	Item Description	PO Amount	Department
RICE SECURITY AND CONSULTING, LLC	31300035768	2/13/2024				RICE SECURITY AND CONSULTING FOR CREATING & PRESENTING CONTENT ON VARIOUS SAFETY TOPICS FOR PWC EMPLOYEES	12,000.00	
PO 31300035768 Total							12,000.00	
RICE SECURITY AND CONSULTING, LLC Total							12,000.00	

Supplier Name	PO Number	PO Date	PO Qty	Avg Unit Price	UOM	Item Description	PO Amount	Department
RIVER CITY CONSTRUCTION INC	31300035636	1/26/2024				BLANKET PURCHASE AGREEMENT TO PROCESS PAY APPLICATIONS UNDER PREVIOUSLY APPROVED BPA31300034268 FOR ANNUAL CONTRACT FOR OVERHEAD ELECTRIC DISTRIBUTION CONSTRUCTION SERVICES FOR JULY 2023 THROUGH JUNE 2024	41,267.44	
	31300035636	1/26/2024				BLANKET PURCHASE AGREEMENT TO PROCESS PAY APPLICATIONS UNDER PREVIOUSLY APPROVED BPA31300034268 FOR ANNUAL CONTRACT FOR OVERHEAD ELECTRIC DISTRIBUTION CONSTRUCTION SERVICES FOR JULY 2023 THROUGH JUNE 2024	3,225.00	
	31300035636	1/26/2024				BLANKET PURCHASE AGREEMENT TO PROCESS PAY APPLICATIONS UNDER PREVIOUSLY APPROVED BPA31300034268 FOR ANNUAL CONTRACT FOR OVERHEAD ELECTRIC DISTRIBUTION CONSTRUCTION SERVICES FOR JULY 2023 THROUGH JUNE 2024	45,983.14	
PO 31300035636 Total							90,475.58	
RIVER CITY CONSTRUCTION INC	31300035773	2/13/2024				BLANKET PURCHASE AGREEMENT TO PROCESS PAY APPLICATIONS UNDER PREVIOUSLY APPROVED BPA31300034268 FOR ANNUAL CONTRACT FOR OVERHEAD ELECTRIC	26,766.24	

Purchase Order Detail Report

Supplier Name	PO Number	PO Date	PO Qty	Avg Unit Price	UOM	Item Description	PO Amount	Department
						DISTRIBUTION CONSTRUCTION SERVICES FOR JULY 2023 THROUGH JUNE 2024		
	31300035773	2/13/2024				BLANKET PURCHASE AGREEMENT TO PROCESS PAY APPLICATIONS UNDER PREVIOUSLY APPROVED BPA31300034268 FOR ANNUAL CONTRACT FOR OVERHEAD ELECTRIC DISTRIBUTION CONSTRUCTION SERVICES FOR JULY 2023 THROUGH JUNE 2024	2,902.50	
	31300035773	2/13/2024				BLANKET PURCHASE AGREEMENT TO PROCESS PAY APPLICATIONS UNDER PREVIOUSLY APPROVED BPA31300034268 FOR ANNUAL CONTRACT FOR OVERHEAD ELECTRIC DISTRIBUTION CONSTRUCTION SERVICES FOR JULY 2023 THROUGH JUNE 2024	5,682.81	
	31300035773	2/13/2024				BLANKET PURCHASE AGREEMENT TO PROCESS PAY APPLICATIONS UNDER PREVIOUSLY APPROVED BPA31300034268 FOR ANNUAL CONTRACT FOR OVERHEAD ELECTRIC DISTRIBUTION CONSTRUCTION SERVICES FOR JULY 2023 THROUGH JUNE 2024	2,176.88	
PO 31300035773 Total							37,528.43	
RIVER CITY CONSTRUCTION INC	31300035831	2/21/2024				BLANKET PURCHASE AGREEMENT TO PROCESS PAY APPLICATIONS UNDER PREVIOUSLY APPROVED BPA31300034268 FOR ANNUAL CONTRACT FOR OVERHEAD ELECTRIC DISTRIBUTION CONSTRUCTION SERVICES FOR JULY 2023 THROUGH JUNE 2024	13,625.63	
	31300035831	2/21/2024				BLANKET PURCHASE AGREEMENT TO PROCESS PAY APPLICATIONS UNDER PREVIOUSLY APPROVED BPA31300034268 FOR ANNUAL CONTRACT FOR OVERHEAD ELECTRIC DISTRIBUTION CONSTRUCTION SERVICES FOR JULY 2023 THROUGH JUNE 2024	7,498.13	
	31300035831	2/21/2024				BLANKET PURCHASE AGREEMENT TO PROCESS PAY APPLICATIONS UNDER PREVIOUSLY APPROVED BPA31300034268 FOR ANNUAL CONTRACT FOR OVERHEAD ELECTRIC DISTRIBUTION CONSTRUCTION SERVICES FOR JULY 2023 THROUGH JUNE 2024	8,546.25	
	31300035831	2/21/2024				BLANKET PURCHASE AGREEMENT TO PROCESS PAY APPLICATIONS UNDER PREVIOUSLY APPROVED BPA31300034268 FOR ANNUAL CONTRACT FOR OVERHEAD ELECTRIC DISTRIBUTION CONSTRUCTION SERVICES FOR JULY 2023 THROUGH JUNE 2024	27,533.44	
	31300035831	2/21/2024				BLANKET PURCHASE AGREEMENT TO PROCESS PAY APPLICATIONS UNDER PREVIOUSLY APPROVED BPA31300034268 FOR ANNUAL CONTRACT FOR OVERHEAD ELECTRIC DISTRIBUTION CONSTRUCTION SERVICES FOR JULY 2023 THROUGH JUNE 2024	15,701.72	
PO 31300035831 Total							72,905.17	
RIVER CITY CONSTRUCTION INC Total							200,909.18	

Purchase Order Detail Report

Supplier Name	PO Number	PO Date	PO Qty	Avg Unit Price	UOM	Item Description	PO Amount	Department
RODDERS & JETS SUPPLY CO.	31300035823	2/20/2024	19	246.00	PAIL	SMOKE, LIQUID, 5 GAL PAIL	4,674.00	
PO 31300035823 Total							4,674.00	
RODDERS & JETS SUPPLY CO. Total							4,674.00	

Supplier Name	PO Number	PO Date	PO Qty	Avg Unit Price	UOM	Item Description	PO Amount	Department
RS AMERICAS, INC.	31300035780	2/14/2024	2	87.26	EACH	FAN W/SENSOR, STEAM TURBINE INVERTER	174.52	
PO 31300035780 Total							174.52	
RS AMERICAS, INC. Total							174.52	

Supplier Name	PO Number	PO Date	PO Qty	Avg Unit Price	UOM	Item Description	PO Amount	Department
SAFETY PRODUCTS INC.	31300035792	2/15/2024				SAFETY PRODUCTS-TIM RAMSEY-QUOTE FOR SAFETY MATERIALS NEEDED FOR MONTHLY CALIBRATIONS OF GAS MONITORS-TOTAL \$2,278.00. CW 2/13/24	2,278.00	
PO 31300035792 Total							2,278.00	
SAFETY PRODUCTS INC.	31300035882	2/29/2024	4	105.00	EACH	SIGN, "FLAGGER AHEAD", REFLECTIVE VINYL (NO RIB)	420.00	
	31300035882	2/29/2024	7	105.00	EACH	SIGN, "UTILITY WORK AHEAD", REFLECTIVE VINYL (NO RIB)	735.00	
PO 31300035882 Total							1,155.00	
SAFETY PRODUCTS INC. Total							3,433.00	

Supplier Name	PO Number	PO Date	PO Qty	Avg Unit Price	UOM	Item Description	PO Amount	Department
SAVANT SOLUTIONS INC	31300035838	2/22/2024				SAVANT-Remove existing obsolete cables and install six new cables into office where Office Administrator is being relocated.	1,140.00	
PO 31300035838 Total							1,140.00	
SAVANT SOLUTIONS INC Total							1,140.00	

Supplier Name	PO Number	PO Date	PO Qty	Avg Unit Price	UOM	Item Description	PO Amount	Department
SEL ENGINEERING SERVICES INC	31300035862	2/26/2024				(SEL ENGINEERING SVCS.) VENDOR TO PROVIDE EQUIPMENT AND ENGINEERING SERVICES RELATED TO THE BUTLER WARNER GENERATION PLANT RELAY UPGRADE PROJECT.	383,439.00	
PO 31300035862 Total							383,439.00	
SEL ENGINEERING SERVICES INC Total							383,439.00	

Supplier Name	PO Number	PO Date	PO Qty	Avg Unit Price	UOM	Item Description	PO Amount	Department
SELLERS CONCRETE FINISHING	31300035783	2/14/2024				BLANKET PURCHASE AGREEMENT TO PROCESS PAY APPLICATIONS FOR CONTRACT #WRC24017 FOR PREVIOUSLY APPROVED BPA# 31300034503 (PROVIDE ALL SUPERVISION, LABOR, MATERIALS, EQUIPMENT NECESSARY TO PERFORM	2,324.31	

Purchase Order Detail Report

Supplier Name	PO Number	PO Date	PO Qty	Avg Unit Price	UOM	Item Description	PO Amount	Department
						CERTAIN CONCRETE WORK AT PWC FACILITIES)		
PO 31300035783 Total							2,324.31	
SELLERS CONCRETE FINISHING	31300035785	2/15/2024				BLANKET PURCHASE AGREEMENT TO PROCESS PAY APPLICATIONS FOR CONTRACT #WRC24017 FOR PREVIOUSLY APPROVED BPA# 31300034503 (PROVIDE ALL SUPERVISION, LABOR, MATERIALS, EQUIPMENT NECESSARY TO PERFORM CERTAIN CONCRETE WORK AT PWC FACILITIES)	2,034.44	
PO 31300035785 Total							2,034.44	
SELLERS CONCRETE FINISHING	31300035877	2/28/2024				BLANKET PURCHASE AGREEMENT TO PROCESS PAY APPLICATIONS FOR CONTRACT #WRC24017 FOR PREVIOUSLY APPROVED BPA# 31300034503 (PROVIDE ALL SUPERVISION, LABOR, MATERIALS, EQUIPMENT NECESSARY TO PERFORM CERTAIN CONCRETE WORK AT PWC FACILITIES)	1,524.28	
PO 31300035877 Total							1,524.28	
SELLERS CONCRETE FINISHING	31300035878	2/28/2024				BLANKET PURCHASE AGREEMENT TO PROCESS PAY APPLICATIONS FOR CONTRACT #WRC24017 FOR PREVIOUSLY APPROVED BPA# 31300034503 (PROVIDE ALL SUPERVISION, LABOR, MATERIALS, EQUIPMENT NECESSARY TO PERFORM CERTAIN CONCRETE WORK AT PWC FACILITIES)	532.00	
	31300035878	2/28/2024				BLANKET PURCHASE AGREEMENT TO PROCESS PAY APPLICATIONS FOR CONTRACT #WRC24017 FOR PREVIOUSLY APPROVED BPA# 31300034503 (PROVIDE ALL SUPERVISION, LABOR, MATERIALS, EQUIPMENT NECESSARY TO PERFORM CERTAIN CONCRETE WORK AT PWC FACILITIES)	1,194.09	
PO 31300035878 Total							1,726.09	
SELLERS CONCRETE FINISHING	31300035879	2/28/2024				BLANKET PURCHASE AGREEMENT TO PROCESS PAY APPLICATIONS FOR CONTRACT #WRC24017 FOR PREVIOUSLY APPROVED BPA# 31300034503 (PROVIDE ALL SUPERVISION, LABOR, MATERIALS, EQUIPMENT NECESSARY TO PERFORM CERTAIN CONCRETE WORK AT PWC FACILITIES)	2,234.59	
PO 31300035879 Total							2,234.59	
SELLERS CONCRETE FINISHING Total							9,843.71	

Supplier Name	PO Number	PO Date	PO Qty	Avg Unit Price	UOM	Item Description	PO Amount	Department
SENSUS USA INC.	31300035667	1/31/2024	560	151.00	EACH	METER, SINGLE PHASE, STRATUS IQ 2S, BI-DIRECTIONAL	84,560.00	
PO 31300035667 Total							84,560.00	
SENSUS USA INC. Total							84,560.00	

Supplier Name	PO Number	PO Date	PO Qty	Avg Unit Price	UOM	Item Description	PO Amount	Department
SHERWIN WILLIAMS #2918	31300035678	2/1/2024	80	61.35	EACH	PAINT, MEDIUM YELLOW, HYDRANT	4,908.00	
PO 31300035678 Total							4,908.00	
SHERWIN WILLIAMS #2918 Total							4,908.00	

Purchase Order Detail Report

Supplier Name	PO Number	PO Date	PO Qty	Avg Unit Price	UOM	Item Description	PO Amount	Department
SHI- GOVERNMENT SOLUTIONS	31300035761	2/13/2024				SHI - HARDDRIVES PURCHASE FOR THE SAN AT BWG.	875.50	
PO 31300035761 Total							875.50	
SHI- GOVERNMENT SOLUTIONS	31300035762	2/13/2024				SHI QUOTE 24197615 (IPKEYS) (WSCADA ASSET MANAGEMENT & VULNERABILITY SCANNING)	12,740.00	
PO 31300035762 Total							12,740.00	
SHI- GOVERNMENT SOLUTIONS	31300035805	2/16/2024				SHI & TD SYNEX/CISCO CORE SWITCHING PROJECT. 1 OF 4. SHI QUOTE 24230393.(SUPPORT PORTION)	6,548.00	
	31300035805	2/16/2024				SHI & TD SYNEX/CISCO CORE SWITCHING PROJECT. 1 OF 4. SHI QUOTE 24230393.(OPERATING CAPITAL PORTION)	10,929.50	
PO 31300035805 Total							17,477.50	
SHI- GOVERNMENT SOLUTIONS Total							31,093.00	

Supplier Name	PO Number	PO Date	PO Qty	Avg Unit Price	UOM	Item Description	PO Amount	Department
SHIMADZU SCIENTIFIC INSTRUMENT	31300035810	2/19/2024				ONE FULL YEAR OF WARRANTY COVERAGE PLUS ONE SCHEDULED PPM VISIT. PARTS, LABOR, AND TRAVEL INCLUDED FOR THE TOC-LCSN ANALYZER AT THE PWC LABORATORY FROM MAY 8, 2024 THROUGH MAY 7, 2025.	5,195.00	
PO 31300035810 Total							5,195.00	
SHIMADZU SCIENTIFIC INSTRUMENT Total							5,195.00	

Supplier Name	PO Number	PO Date	PO Qty	Avg Unit Price	UOM	Item Description	PO Amount	Department
SLUDGE PROCESS ENHANCEMENT	31300035728	2/9/2024	4600	2.05	POUND S	POLYMER, LIQUID SPEC 6266	9,430.00	
	31300035728	2/9/2024	4600	1.89	POUND S	POLYMER,LIQUID SPEC 9454	8,694.00	
PO 31300035728 Total							18,124.00	
SLUDGE PROCESS ENHANCEMENT Total							18,124.00	

Supplier Name	PO Number	PO Date	PO Qty	Avg Unit Price	UOM	Item Description	PO Amount	Department
SNAP-ON INDUSTRIAL	31300035763	2/13/2024	11	14.55	EACH	PENTA BOLT SOCKET	160.05	
PO 31300035763 Total							160.05	
SNAP-ON INDUSTRIAL Total							160.05	

Supplier Name	PO Number	PO Date	PO Qty	Avg Unit Price	UOM	Item Description	PO Amount	Department
SWIFTCOMPLY US OPCO, INC	31300035872	2/28/2024				TO PURCHASE QTY (1) RENEWAL OF ANNUAL SOFTWARE AND SUPPORT FOR SWIFT COMPLY.	15,707.12	
PO 31300035872 Total							15,707.12	
SWIFTCOMPLY US OPCO, INC Total							15,707.12	

Purchase Order Detail Report

Supplier Name	PO Number	PO Date	PO Qty	Avg Unit Price	UOM	Item Description	PO Amount	Department
TD SYNEX CORPORATION	31300035787	2/15/2024				TD SYNEX - SFP MODULES - QUOTE 135792794. (OPERATING CAPITAL)	46,429.17	
PO 31300035787 Total							46,429.17	
TD SYNEX CORPORATION	31300035827	2/21/2024				TD SYNEX/CISCO & SHI CORE SWITCHING PROJECT. 1 OF 4. TD SYNEX QUOTE 135379738.(SUPPORT PORTION)	123,421.26	
	31300035827	2/21/2024				TD SYNEX/CISCO & SHI CORE SWITCHING PROJECT. 1 OF 4. TD SYNEX QUOTE 135379738.(OPERATING CAPITAL PORTION)	324,228.06	
PO 31300035827 Total							447,649.32	
TD SYNEX CORPORATION	31300035833	2/22/2024				TD SYNEX - CISCO TRANSCEIVER MODULES (OPERATING CAPITAL) - QUOTE 135792614	77,381.95	
PO 31300035833 Total							77,381.95	
TD SYNEX CORPORATION Total							571,460.44	

Supplier Name	PO Number	PO Date	PO Qty	Avg Unit Price	UOM	Item Description	PO Amount	Department
TEC UTILITIES SUPPLY INC	31300035797	2/15/2024	4	1,265.96	EACH	VALVE, TAPPING, CI, 6"	5,063.84	
	31300035797	2/15/2024	22	84.81	EACH	INSERTA-TEE,4" DIA. SDR-26, FOR 8" PVC PIPE	1,865.82	
PO 31300035797 Total							6,929.66	
TEC UTILITIES SUPPLY INC	31300035848	2/23/2024	4	2,889.65	EACH	VALVE, GATE, CI, 12", MJ	11,558.60	
	31300035848	2/23/2024	421	35.94	EACH	PLUG & ADAPTER,CLEAN OUT, 4",RECESSED	15,130.74	
	31300035848	2/23/2024	27	34.75	EACH	SECTION, SLOTTED, BOTTOM	938.25	
	31300035848	2/23/2024	5000	0.12	FT	WIRE, RED, 500' ROLL, 12 GUAGE	589.50	
	31300035848	2/23/2024	6	597.63	EACH	COUPLING, (HYMAX), 12",OS,REPAIR, OD=13.15 - 14.41, LENGTH 10.8	3,585.78	
	31300035848	2/23/2024	8	59.00	EACH	BOTTOM SECTION, 3', F/VALVE BOX	472.00	
PO 31300035848 Total							32,274.86	
TEC UTILITIES SUPPLY INC	31300035864	2/27/2024	4	3,259.52	EACH	HYDRANT, 4 1/2", 5 1/2', BURY	13,038.08	
PO 31300035864 Total							13,038.08	
TEC UTILITIES SUPPLY INC Total							52,242.60	

Supplier Name	PO Number	PO Date	PO Qty	Avg Unit Price	UOM	Item Description	PO Amount	Department
TENCARVA MACHINERY CO.	31300035676	2/1/2024	2	8,324.00	EACH	PUMP, SEWAGE, 4", SUPER-T, T4C60SC-B /F	16,648.00	
PO 31300035676 Total							16,648.00	
TENCARVA MACHINERY CO.	31300035749	2/12/2024	4	225.70	EACH	PLATE, WEAR, F/T3A3B PUMP, #11407A-15990	902.80	
PO 31300035749 Total							902.80	
TENCARVA MACHINERY CO.	31300035855	2/26/2024	6	706.05	EACH	IMPELLER, F/T3A3B PUMP, #11406	4,236.30	
	31300035855	2/26/2024	6	10.00	EACH	SHIM SET, ROTATING ASSEMBLY #48261-056	60.00	
	31300035855	2/26/2024	7	4.75	EACH	O-RING, F/T3A3B PUMP, #S1748	33.25	
PO 31300035855 Total							4,329.55	
TENCARVA MACHINERY	31300035870	2/27/2024	3	7,007.00	EACH	PUMP, SEWAGE, 3", SUPER-T, T3C60SC-B /F	21,021.00	

Purchase Order Detail Report

Supplier Name	PO Number	PO Date	PO Qty	Avg Unit Price	UOM	Item Description	PO Amount	Department
CO.								
PO 31300035870 Total							21,021.00	
TENCARVA MACHINERY CO. Total							42,901.35	

Supplier Name	PO Number	PO Date	PO Qty	Avg Unit Price	UOM	Item Description	PO Amount	Department
THE RIGHT OF WAY GROUP, LLC	31300035819	2/20/2024				BLANKET PURCHASE AGREEMENT #31300028517 TO PROCESS PAY APPLICATIONS FOR ACQUISITION SERVICES FOR PHASE V ANNEXATION AREAS AS NEEDED	6,250.00	
PO 31300035819 Total							6,250.00	
THE RIGHT OF WAY GROUP, LLC	31300035820	2/20/2024				BLANKET PURCHASE AGREEMENT #31300028517 TO PROCESS PAY APPLICATIONS FOR ACQUISITION SERVICES FOR PHASE V ANNEXATION AREAS AS NEEDED	3,750.00	
PO 31300035820 Total							3,750.00	
THE RIGHT OF WAY GROUP, LLC Total							10,000.00	

Supplier Name	PO Number	PO Date	PO Qty	Avg Unit Price	UOM	Item Description	PO Amount	Department
THE TARHEEL ELECTRIC MEMBERSHIP ASSOCIATION, INC.	31300035726	2/9/2024	500	178.74	EACH	INSERT, EXT, LOAD-BREAK BUSHING, 200A, 25KV	89,370.00	
PO 31300035726 Total							89,370.00	
THE TARHEEL ELECTRIC MEMBERSHIP ASSOCIATION, INC. Total							89,370.00	

Supplier Name	PO Number	PO Date	PO Qty	Avg Unit Price	UOM	Item Description	PO Amount	Department
THE WOOTEN COMPANY	31300035751	2/12/2024				FY23 PO 31300020259 BALANCE SA NCDOT U-4709 ROCKFISH RD WIDENING PROJECT (SEWER)	2,827.79	
	31300035751	2/12/2024				FY23 PO 31300020259 BALANCE SA NCDOT U-4709 ROCKFISH RD WIDENING PROJECT (WATER)	26,960.71	
	31300035751	2/12/2024				SA AMEND ONE - NCDOT U-4709 ROCKFISH RD (1908941 SEWER)	481.00	
	31300035751	2/12/2024				SA AMEND ONE - NCDOT U-4709 ROCKFISH RD (1908942 WATER)	3,219.00	
PO 31300035751 Total							33,488.50	
THE WOOTEN COMPANY Total							33,488.50	

Supplier Name	PO Number	PO Date	PO Qty	Avg Unit Price	UOM	Item Description	PO Amount	Department
TRANSIT AND LEVEL INC.	31300035705	2/7/2024				ONE (1) POLE MOUNT FOR FLX100-ITEM #915867 PER ATTACHED ESTIMATE 6059 DATED 1/25/202024	49.50	
	31300035705	2/7/2024				ONE (1) YEAR SUBSCRIPTION CCP, BASIC FLX100 SUPPORT #6017809 PER ATTACHED ESTIMATE 6059 DATED 1/25/202024	147.34	
	31300035705	2/7/2024				ONE (1) YEAR SUBSCRIPTION ZENO MOBILE ONE-#5312065 PER ATTACHED ESTIMATE 6059 DATED 1/25/202024	3,240.00	
	31300035705	2/7/2024				ONE (1) LEICA GLS30 CARBON FIBER GPS 2.0M SNAP LOCK-	517.50	

Purchase Order Detail Report

Supplier Name	PO Number	PO Date	PO Qty	Avg Unit Price	UOM	Item Description	PO Amount	Department
						#752292 PER ATTACHED ESTIMATE 6059 DATED 1/25/202024		
	31300035705	2/7/2024				THREE (3) HARDSTRAP THETHER FOR 8"-12.9 TABLET #948729 PER ATTACHED ESTIMATE 6059 DATED 1/25/202024	197.10	
	31300035705	2/7/2024				THREE (3) UNIVERSAL TRAYS #919868 AX220 PER ATTACHED ESTIMATE 6059 DATED 1/25/202024	837.00	
	31300035705	2/7/2024				THREE (3) LEICA FLX100 PLUS SMART ANTENNA (TRANSPONDER)#958981 WITH ZENO CONNECT PER ATTACHED ESTIMATE 6059 DATED 1/25/202024	15,660.00	
PO 31300035705 Total							20,648.44	
TRANSIT AND LEVEL INC. Total							20,648.44	

Supplier Name	PO Number	PO Date	PO Qty	Avg Unit Price	UOM	Item Description	PO Amount	Department
TURBINE SERVICES, LTD	31300035793	2/15/2024	1	16,932.00	EACH	DRIVE KIT FOR 500-703, G/T FUEL OIL PUMP	16,932.00	
PO 31300035793 Total							16,932.00	
TURBINE SERVICES, LTD Total							16,932.00	

Supplier Name	PO Number	PO Date	PO Qty	Avg Unit Price	UOM	Item Description	PO Amount	Department
TURBO SOLUTIONS, LLC	31300035777	2/14/2024	1	5,000.00	EACH	COUPLING, ACCESSORY GEAR, PN 235A5618P001	5,000.00	
	31300035777	2/14/2024	2	5,000.00	EACH	COUPLING, LOAD GEAR G/T, PN 235A9671P001	10,000.00	
PO 31300035777 Total							15,000.00	
TURBO SOLUTIONS, LLC Total							15,000.00	

Supplier Name	PO Number	PO Date	PO Qty	Avg Unit Price	UOM	Item Description	PO Amount	Department
US LOGOWORKS	31300035803	2/16/2024				TO PURCHASE QTY (5000) AT \$0.82 EA FOR TWIST N CHILL FANS, QTY (100) AT \$9.99 EA FOR POWER BANKS, QTY (5000) AT \$0.63 EA FOR REFILLABLE FLEX WATER BOTTLE FROM US LOGOWORKS.	8,249.00	
PO 31300035803 Total							8,249.00	
US LOGOWORKS Total							8,249.00	

Supplier Name	PO Number	PO Date	PO Qty	Avg Unit Price	UOM	Item Description	PO Amount	Department
VALMONT COMPOSITE STRUCTURES	31300035698	2/6/2024				PURCHASE OF SHAKESPEAR COMPOSITE STRUCTURES	75,100.00	
PO 31300035698 Total							75,100.00	
VALMONT COMPOSITE STRUCTURES Total							75,100.00	

Supplier Name	PO Number	PO Date	PO Qty	Avg Unit Price	UOM	Item Description	PO Amount	Department
VALVE & ACTUATION SERVICES LLC	31300035774	2/13/2024	1	9,602.00	EACH	ACTUATOR,COOLING TOWER, LIMITORQUE, PN# MXb-10	9,602.00	

Purchase Order Detail Report

Supplier Name	PO Number	PO Date	PO Qty	Avg Unit Price	UOM	Item Description	PO Amount	Department	
							PO 31300035774 Total	9,602.00	
VALVE & ACTUATION SERVICES LLC	31300035828	2/21/2024	1	10,014.00	EACH	LIMITORQUE MXB-20 ACTUATOR	10,014.00		
							PO 31300035828 Total	10,014.00	
							VALVE & ACTUATION SERVICES LLC Total	19,616.00	

Supplier Name	PO Number	PO Date	PO Qty	Avg Unit Price	UOM	Item Description	PO Amount	Department	
VISCO, INC.	31300035873	2/28/2024	3	112.00	EACH	VISCO, INC.(3) (4) 1'X36" LONG J ANCHOR BOLTS WITH NUTS & WASHERS	336.00		
	31300035873	2/28/2024	3	55.00	EACH	VISCO, INC.(3) CARDBOARD TEMPLATES	165.00		
							PO 31300035873 Total	501.00	
							VISCO, INC. Total	501.00	

Supplier Name	PO Number	PO Date	PO Qty	Avg Unit Price	UOM	Item Description	PO Amount	Department	
VISTA IT GROUP	31300035806	2/16/2024				VISTA IT GROUP - RAM SERVER FOR DATA CENTER (OPERATING CAPITAL)	19,800.00		
							PO 31300035806 Total	19,800.00	
							VISTA IT GROUP Total	19,800.00	

Supplier Name	PO Number	PO Date	PO Qty	Avg Unit Price	UOM	Item Description	PO Amount	Department	
VOGT POWER INTERNATIONAL, INC.	31300035729	2/9/2024	12	176.30	EACH	GASKET, MANWAY, HP, 14X18X1-1/8, SPW TYPE W/IR (2800#) PN# 12 4124	2,115.60		
							PO 31300035729 Total	2,115.60	
							VOGT POWER INTERNATIONAL, INC. Total	2,115.60	

Supplier Name	PO Number	PO Date	PO Qty	Avg Unit Price	UOM	Item Description	PO Amount	Department	
WATERISAC	31300035880	2/28/2024				WATER ISAC SUBSCRIPTION FOR SECURITY THREATS TO INCLUDE: HURRICANES, COVID & CYBER - USED BY MULTIPLE DEPARTMENTS	3,470.00		
							PO 31300035880 Total	3,470.00	
							WATERISAC Total	3,470.00	

Supplier Name	PO Number	PO Date	PO Qty	Avg Unit Price	UOM	Item Description	PO Amount	Department	
WESCO DISTRIBUTION - UTILITY	31300035668	1/31/2024	400	9.35	EACH	SPLICE, FULL TENSION AUTOMATIC, 1/4" SM	3,740.00		
	31300035668	1/31/2024	144	18.63	EACH	CONNECTOR,ALUM,OH TRANSF,4X500 MCM	2,682.72		
							PO 31300035668 Total	6,422.72	
WESCO DISTRIBUTION - UTILITY	31300035682	2/2/2024	10	89.49	EACH	SAC,CONTAINMENT,POLE MOUNT TRANSFORMER	894.90		
	31300035682	2/2/2024	10	220.91	EACH	SAC,CONTAINMENT,PAD MOUNT TRANSFORMER	2,209.10		

Purchase Order Detail Report

Supplier Name	PO Number	PO Date	PO Qty	Avg Unit Price	UOM	Item Description	PO Amount	Department	
							PO 31300035682 Total	3,104.00	
WESCO DISTRIBUTION - UTILITY	31300035689	2/6/2024	9	7.78	EACH	SEAL, COLD SHRK, 0.95 - 1.94"	70.00		
							PO 31300035689 Total	70.00	
WESCO DISTRIBUTION - UTILITY	31300035696	2/6/2024	2	930.00	EACH	REEL, CONDUCTOR, TRUCK MOUNT	1,860.00		
							PO 31300035696 Total	1,860.00	
WESCO DISTRIBUTION - UTILITY	31300035734	2/9/2024	70	88.26	EACH	U-GUARD, 4", 10', LENGTH, TRUCK STOCK	6,178.20		
	31300035734	2/9/2024	100	0.16	EACH	NUT, SQUARE, 5/8"	16.00		
	31300035734	2/9/2024	10	2,391.28	EACH	RELAY, 100 A 120/240 V, PHOTOCONTROL	23,912.80		
	31300035734	2/9/2024	70	18.51	EACH	BEND, 22.5 DEGREE, 4" PVC, 24" R.	1,295.70		
	31300035734	2/9/2024	4000	2.89	FT	CABLE, URD QUADRAPLEX, 4/0 AL	11,560.00		
	31300035734	2/9/2024	550	1.63	EACH	NUT, EYE, GALV, 5/8"	896.50		
31300035734	2/9/2024	20000	0.54	FT	CABLE, FIBER OPTIC, 6 FIBERS, SINGLE MODE, ADSS	10,800.00			
							PO 31300035734 Total	54,659.20	
WESCO DISTRIBUTION - UTILITY	31300035788	2/15/2024	400	19.24	EACH	CLAMP, AL. STRAIGHT D.E., #4-477	7,696.00		
							PO 31300035788 Total	7,696.00	
WESCO DISTRIBUTION - UTILITY	31300035789	2/15/2024	3	236.99	EACH	HOOK,PULLING,BALES 1/2" OR 7#6 GUY WIRE	710.97		
							PO 31300035789 Total	710.97	
WESCO DISTRIBUTION - UTILITY	31300035813	2/19/2024	400	0.64	EACH	BOLT, SS, 1/2" X 1-3/4" W/SS NUT	256.00		
	31300035813	2/19/2024	550	2.28	EACH	CONNECTOR, PRL. GRVE. COMP, #1/0-#2 CU	1,254.00		
	31300035813	2/19/2024	200	2.73	EACH	STRAP, CONDUIT, H.D., 4"	546.00		
	31300035813	2/19/2024	200	16.48	EACH	SPLICE, FULL TENSION AUTOMATIC, 3/8" HSS	3,296.00		
	31300035813	2/19/2024	15000	1.11	FT	GUYSTRAND, 7#6 ALUMOWELD	16,650.00		
	31300035813	2/19/2024	400	0.34	EACH	BOLT, STAINLESS STEEL, 1/2" X 1-1/2"	136.00		
	31300035813	2/19/2024	200	2.59	EACH	SLEEVE, TENSION, TRIPLEX, #2	518.00		
	31300035813	2/19/2024	75	7.14	EACH	WIREHOLDER, SERVICE MAST, 2-1/2"	535.50		
	31300035813	2/19/2024	600	1.56	EACH	CONNECTOR, SPLIT-BOLT, #2 CU	936.00		
	31300035813	2/19/2024	125	3.01	EACH	CONNECTOR, SPLIT-BOLT, #2/0 CU	376.25		
	31300035813	2/19/2024	100	3.02	EACH	PARALLEL, CONNECTOR(L.C.-522A)	302.00		
	31300035813	2/19/2024	575	0.83	EACH	TAG, BLUE, BLANK, SELF-LAMINATING, 1.5 X 4"	477.25		
	31300035813	2/19/2024	375	1.18	EACH	TAG, YELLOW, BLANK, SELF-LAMINATING, 1.5 X 4", (25/PK)	442.50		
31300035813	2/19/2024	1025	1.21	EACH	CONNECTOR, PRL. GRVE. COMP., #5/7	1,240.25			
							PO 31300035813 Total	26,965.75	
WESCO DISTRIBUTION - UTILITY	31300035818	2/20/2024	4	2,529.00	EACH	LUMINAIRE & DECORATIVE POLE, SINGLE, LED	10,116.00		
							PO 31300035818 Total	10,116.00	
WESCO DISTRIBUTION - UTILITY	31300035839	2/22/2024	100000	5.39	FT	CABLE, 1/0 ALCN EPR 25KV, 1/C	539,000.00		
							PO 31300035839 Total	539,000.00	
WESCO DISTRIBUTION - UTILITY	31300035845	2/23/2024	30	55.07	EACH	COUPLING, PVC CONDUIT EXP., 4"	1,652.10		
							PO 31300035845 Total	1,652.10	

Purchase Order Detail Report

Supplier Name	PO Number	PO Date	PO Qty	Avg Unit Price	UOM	Item Description	PO Amount	Department
WESCO DISTRIBUTION - UTILITY	31300035881	2/29/2024	9	4,375.00	EACH	SWITCH,GOAB,25 KV, RLB-600,HORIZ,NON-UNDERBUILD	39,375.00	
	31300035881	2/29/2024	7	4,316.67	EACH	SWITCH, GOAB, 25KV, RLB-600, HORIZONTAL	30,216.69	
PO 31300035881 Total							69,591.69	
WESCO DISTRIBUTION - UTILITY Total							721,848.43	

Supplier Name	PO Number	PO Date	PO Qty	Avg Unit Price	UOM	Item Description	PO Amount	Department
WILLIAMS PRINTING & OFFICE	31300035832	2/22/2024	42	35.00	BX	ENVELOPE, #10 WINDOW W/LOGO	1,470.00	
PO 31300035832 Total							1,470.00	
WILLIAMS PRINTING & OFFICE Total							1,470.00	

Supplier Name	PO Number	PO Date	PO Qty	Avg Unit Price	UOM	Item Description	PO Amount	Department
XYLEM DEWATERING SOLUTIONS, INC.	31300035766	2/13/2024				QTY (1) GWP-100HX 4" WET PRIMER DEWATER GX240	2,315.00	
PO 31300035766 Total							2,315.00	
XYLEM DEWATERING SOLUTIONS, INC. Total							2,315.00	

Supplier Name	PO Number	PO Date	PO Qty	Avg Unit Price	UOM	Item Description	PO Amount	Department
YELLOW CRAYONS, LLC	31300035680	2/1/2024	20	11.53	EACH	T-SHIRT, XXXL, NAVY BLUE, SS, STYLE G2300 (POCKET)	230.60	
	31300035680	2/1/2024	8	11.53	EACH	T-SHIRT, XXXL, LIGHT BLUE, SS, STYLE G2300 (POCKET)	92.24	
PO 31300035680 Total							322.84	
YELLOW CRAYONS, LLC Total							322.84	

Customer Utility Payments By Payment Type

Payment Type	Feb-23	Mar-23	Apr-23	May-23	Jun-23	Jul-23	Aug-23	Sep-23	Oct-23	Nov-23	Dec-23	Jan-24	Feb-24
Kiosk	911	998	861	933	969	866	889	952	898	857	757	749	740
Mail	12,379	15,576	13,105	14,376	14,537	13,841	14,606	17,496	14,219	18,326	13,218	14,648	14,263
Walk Ins	0	0	0	0	0	0	0	0	0	0	0	0	0
Drive Thru	4,423	4,797	4,126	4,478	4,576	4,265	4,538	4,415	4,489	4,473	4,089	4,306	4,487
Depository	319	332	348	334	356	380	273	337	305	342	273	320	321
Bank Draft	21,377	21,431	21,553	21,644	21,769	21,802	21,793	21,895	21,925	21,929	21,941	22,043	22,176
Bill2Pay IVR	16,450	17,798	15,239	16,325	16,611	15,668	16,451	16,843	16,726	15,747	15,770	16,102	16,685
Bill2Pay WEB	44,286	48,371	44,199	45,196	47,688	46,045	47,706	49,210	47,515	47,863	47,221	48,244	50,068
Western Union	2,785	3,234	2,930	3,035	3,137	3,011	2,886	3,155	3,048	2,885	2,635	2,538	2,636
Online Banking / EBox	8,356	9,731	7,840	9,365	9,877	8,439	9,933	9,310	9,061	9,255	8,912	8,937	9,222
Totals	111,286	122,268	110,201	115,686	119,520	114,317	119,075	123,613	118,186	121,677	114,816	117,887	120,598

**PUBLIC WORKS COMMISSION
RECAP OF REVENUES AND EXPENDITURES
ELECTRIC**

FOR THE PERIOD ENDING FEBRUARY 29, 2024

**UNAUDITED - SUBJECT TO CHANGE
ROUNDED TO THE NEAREST HUNDRED**

Description	Budget	Current Month Actual	Prior Year	Budget Variance	Actual Difference	Budget	Year-to-Date Actual	Prior Year	Budget Variance	Actual Difference	% Change Current Year Prior Year	Annual Budget
Operating Revenues												
Sales of Electricity	16,962,200	16,188,700	14,775,400	(773,500)	1,413,300	134,587,900	135,205,300	125,240,400	617,400	9,964,900	7.96%	200,621,400
Power Supply Adjustment	950,700	1,003,700	-	53,000	1,003,700	6,160,500	6,103,600	-	(56,900)	6,103,600	100.00%	10,001,100
Other Sales Electricity	1,000,000	996,400	967,900	(3,600)	28,500	7,906,200	8,005,600	7,679,500	99,400	326,100	4.25%	11,862,500
Butler Warner Generation Plant Lease	1,080,800	1,143,100	1,043,300	62,300	99,800	10,399,800	11,097,300	11,025,800	697,500	71,500	0.65%	12,733,500
Other Operating Revenues	1,307,600	1,306,100	1,204,100	(1,500)	102,000	10,450,700	10,839,100	9,989,900	388,400	849,200	8.50%	15,683,000
Other Revenues	192,500	256,500	(290,300)	64,000	546,800	1,540,000	1,951,000	780,300	411,000	1,170,700	150.03%	2,310,000
Operating Revenues Total	21,493,800	20,894,500	17,700,400	(599,300)	3,194,100	171,045,100	173,201,900	154,715,900	2,156,800	18,486,000	11.95%	253,211,500
Power Supply and Maintenance												
Power Supply	13,047,400	10,878,200	9,212,100	2,169,200	1,666,100	98,607,200	94,123,300	93,597,900	4,483,900	525,400	0.56%	148,486,800
Coal Ash	482,600	419,500	647,400	63,100	(227,900)	4,255,900	4,740,300	5,056,200	(484,400)	(315,900)	-6.25%	6,154,700
Maintenance of Generation Plant	(3,374,300)	(3,173,000)	550,200	(201,300)	(3,723,200)	4,678,800	4,161,300	6,231,900	517,500	(2,070,600)	-33.23%	6,648,300
Power Supply and Maintenance Total	10,155,700	8,124,700	10,409,700	2,031,000	(2,285,000)	107,541,900	103,024,900	104,886,000	4,517,000	(1,861,100)	-1.77%	161,289,800
Operating Revenues Available for Operating Expenses Total	11,338,100	12,769,800	7,290,700	1,431,700	5,479,100	63,503,200	70,177,000	49,829,900	6,673,800	20,347,100	40.83%	91,921,700
Trans. And Distr. Expenses	2,221,600	2,174,400	2,662,300	47,200	(487,900)	18,486,000	17,383,500	15,672,000	1,102,500	1,711,500	10.92%	32,682,200
G&A Expenses	2,370,300	2,389,700	1,785,900	(19,400)	603,800	20,330,500	16,467,400	14,478,800	3,863,100	1,988,600	13.73%	31,963,000
Debt Interest Expense	387,200	378,900	73,100	8,300	305,800	1,953,700	1,919,700	635,000	34,000	1,284,700	202.31%	3,308,300
Depreciation Expense	1,806,200	1,757,400	1,498,600	48,800	258,800	14,449,600	13,606,100	13,238,600	843,500	367,500	2.78%	21,674,800
Operating Expenses Total	6,785,300	6,700,400	6,019,900	84,900	680,500	55,219,800	49,376,700	44,024,400	5,843,100	5,352,300	12.16%	89,628,300
Operating Result Total	4,552,800	6,069,400	1,270,800	1,516,600	4,798,600	8,283,400	20,800,300	5,805,500	12,516,900	14,994,800	258.29%	2,293,400
Aid to Construction, Grants and FIF	49,400	-	136,200	(49,400)	(136,200)	395,200	64,300	184,000	(330,900)	(119,700)	-65.05%	2,243,300
Payment in Lieu of Taxes (PILOT)	(1,020,300)	(1,020,300)	(1,033,800)	-	13,500	(8,162,600)	(8,162,500)	(8,270,500)	100	108,000	-1.31%	(12,243,800)
Intergovernmental Revenues (Expenses)	(2,666,700)	-	-	2,666,700	-	-	-	4,000,000	-	(4,000,000)	-100.00%	-
Change in Net Position	915,200	5,049,100	373,200	4,133,900	4,675,900	516,000	12,702,100	1,719,000	12,186,100	10,983,100	638.92%	(7,707,100)
Appropriations from/(to) Other Funds	-	-	-	-	-	-	-	-	-	-	100%	-
Change in Net Position	915,200	5,049,100	373,200	4,133,900	4,675,900	516,000	12,702,100	1,719,000	12,186,100	10,983,100	638.92%	(7,707,100)
Revenues and Budgetary Appr.												
Total Revenues	18,876,500	20,894,500	17,836,600	2,018,000	3,057,900	171,440,300	173,266,200	158,899,900	1,825,900	14,366,300	9.04%	255,454,800
Budgetary Appropriations	2,236,200	778,900	649,300	(1,457,300)	129,600	32,723,700	18,640,400	14,281,700	(14,083,300)	4,358,700	30.52%	46,268,600
Accounts Receivable - City	2,666,700	-	-	(2,666,700)	-	2,666,700	2,666,900	-	200	2,666,900	100.00%	2,666,700
Notes Receivable - Coal Ash Adjustment	-	-	-	-	-	-	-	-	-	-	100.00%	-
Revenues and Budgetary Appr. Total	23,779,400	21,673,400	18,485,900	560,700	3,187,500	206,830,700	194,573,500	173,181,600	(12,257,200)	18,725,000	10.81%	304,390,100
Expenditures												
Total Operating Expenses	17,961,300	15,845,400	17,463,400	2,115,900	(1,618,000)	170,924,300	160,564,100	157,180,900	10,360,200	3,383,200	2.15%	263,161,900
Depreciation/Amortization Adjustment	(1,789,700)	(1,740,700)	(1,484,200)	(49,000)	(256,500)	(14,328,600)	(13,482,900)	(13,123,600)	(845,700)	(359,300)	2.74%	(21,487,500)
Other Deductions	-	(326,700)	104,600	326,700	(431,300)	-	1,458,100	3,786,200	(1,458,100)	(2,328,100)	-61.49%	-
Capital Expenditures	5,818,900	7,116,300	6,589,000	(1,297,400)	527,300	22,034,700	21,046,200	16,585,400	988,500	4,460,800	26.90%	36,065,900
Debt Related Payments	100,200	7,600	-	92,600	7,600	801,600	420,200	349,100	381,400	71,100	20.37%	2,357,300
Appropriations to Other Funds	1,957,900	2,022,700	1,151,700	(64,800)	871,000	12,745,800	14,161,600	17,301,200	(1,415,800)	(3,139,600)	-18.15%	24,292,500
Expenditures Total	24,048,600	22,924,600	23,824,500	1,124,000	(899,900)	192,177,800	184,167,300	182,079,200	8,010,500	2,088,100	1.15%	304,390,100

**PUBLIC WORKS COMMISSION
RECAP OF REVENUES AND EXPENDITURES
WATER/WASTEWATER**

FOR THE PERIOD ENDING FEBRUARY 29, 2024

**UNAUDITED - SUBJECT TO CHANGE
ROUNDED TO THE NEAREST HUNDRED**

Description	Budget	Current Month Actual	Prior Year	Budget Variance	Actual Difference	Budget	Year-to-Date Actual	Prior Year	Budget Variance	Actual Difference	% Change Current Year Prior Year	Annual Budget
Operating Revenues												
Sales of Water	4,169,800	4,213,500	3,955,000	43,700	258,500	36,795,800	36,962,600	35,049,800	166,800	1,912,800	5.46%	55,637,100
Other Sales of Water	342,100	380,200	233,700	38,100	146,500	3,035,700	3,087,800	2,771,000	52,100	316,800	11.43%	4,592,300
Sales of Wastewater	5,436,500	5,462,200	4,914,500	25,700	547,700	45,430,000	45,272,800	41,044,200	(157,200)	4,228,600	10.30%	68,234,100
Other Sales of Wastewater	46,300	86,400	89,400	40,100	(3,000)	396,800	717,700	428,600	320,900	289,100	67.45%	596,400
Other Operating Revenues	969,700	1,063,200	759,600	93,500	303,600	8,168,300	8,839,900	6,200,800	671,600	2,639,100	42.56%	12,302,300
Other Revenues	116,000	153,100	86,800	37,100	66,300	928,000	970,600	633,100	42,600	337,500	53.31%	1,392,000
Operating Revenues Total	11,080,400	11,358,600	10,039,000	278,200	1,319,600	94,754,600	95,851,400	86,127,500	1,096,800	9,723,900	11.29%	142,754,200
Operating Expenses												
Water Treatment Facilities	1,580,900	1,543,600	1,374,700	37,300	168,900	14,308,900	11,661,900	12,216,400	2,647,000	(554,500)	-4.54%	23,126,900
Water Distribution System	618,500	497,300	430,600	121,200	66,700	4,935,700	4,079,400	3,541,900	856,300	537,500	15.18%	7,330,900
Wastewater Collection System	833,000	964,600	1,001,500	(131,600)	(36,900)	6,498,500	7,696,800	7,031,200	(1,198,300)	665,600	9.47%	11,771,700
Water Reclamation Facilities	755,000	759,700	645,900	(4,700)	113,800	6,472,500	5,923,700	5,896,600	548,800	27,100	0.46%	9,627,500
Residuals Management	32,800	52,000	19,800	(19,200)	32,200	228,800	223,800	224,800	5,000	(1,000)	-0.44%	423,900
G&A Expenses	2,309,400	2,247,200	1,910,900	62,200	336,300	20,170,200	15,399,600	14,087,400	4,770,600	1,312,200	9.31%	32,263,000
Debt Interest Expense	1,994,400	2,247,000	900,600	(252,600)	1,346,400	9,858,400	9,692,700	7,258,900	165,700	2,433,800	33.53%	14,652,300
Depreciation Expense	2,680,400	2,610,900	2,572,500	69,500	38,400	21,443,200	20,982,500	20,594,700	460,700	387,800	1.88%	32,163,800
Operating Expenses Total	10,804,400	10,922,300	8,856,500	(117,900)	2,065,800	83,916,200	75,660,400	70,851,900	8,255,800	4,808,500	6.79%	131,360,000
Operating Result Total	276,000	436,300	1,182,500	160,300	(746,200)	10,838,400	20,191,000	15,275,600	9,352,600	4,915,400	32.18%	11,394,200
Aid to Construction, Grants and FIF Payment in Lieu of Taxes (PILOT)	309,700	1,438,700	3,197,300	1,129,000	(1,758,600)	2,342,600	9,644,400	9,428,100	7,301,800	216,300	2.29%	4,136,500
Intergovernmental Revenues (Expenses)	16,600	12,900	13,800	(3,700)	(900)	132,800	136,500	124,500	3,700	12,000	9.64%	200,000
Change in Net Position	602,300	1,887,900	4,393,600	1,285,600	(2,505,700)	13,313,800	29,971,900	24,828,200	16,658,100	5,143,700	20.72%	15,730,700
Appropriations from/(to) Other Funds	-	-	-	-	-	-	-	-	-	-	100%	-
Change in Net Position	602,300	1,887,900	4,393,600	1,285,600	(2,505,700)	13,313,800	29,971,900	24,828,200	16,658,100	5,143,700	20.72%	15,730,700
Revenues and Budgetary Appr.												
Total Revenues	11,406,700	12,810,200	13,250,100	1,403,500	(439,900)	97,230,000	105,632,300	95,680,100	8,402,300	9,952,200	10.40%	147,090,700
Budgetary Appropriations	414,800	947,900	386,300	533,100	561,600	5,072,500	5,161,300	4,715,700	88,800	445,600	9.45%	9,656,200
Revenues and Budgetary Appr. Total	11,821,500	13,758,100	13,636,400	1,936,600	121,700	102,302,500	110,793,600	100,395,800	8,491,100	10,397,800	10.36%	156,746,900
Expenditures												
Total Operating Expenses	10,804,400	10,922,300	8,856,500	(117,900)	2,065,800	83,916,200	75,660,400	70,851,900	8,255,800	4,808,500	6.79%	131,360,000
Depreciation/Amortization Adjustment	(2,587,400)	(2,517,200)	(2,488,200)	(70,200)	(29,000)	(20,715,600)	(20,248,500)	(19,920,900)	(467,100)	(327,600)	1.64%	(31,064,600)
Other Deductions	-	110,500	(142,000)	(110,500)	252,500	-	241,500	131,700	(241,500)	109,800	83.37%	-
Capital Expenditures	3,511,800	1,810,400	1,272,200	1,701,400	538,200	14,669,900	9,384,800	9,803,200	5,285,100	(418,400)	-4.27%	25,041,800
Debt Related Payments	103,200	7,600	-	95,600	7,600	825,600	394,100	349,100	431,500	45,000	12.89%	15,390,200
Special Item	-	-	-	-	-	-	-	-	-	-	100.00%	-
Appropriations to Other Funds	1,090,800	1,175,800	768,000	(85,000)	407,800	9,086,400	9,240,600	6,583,100	(154,200)	2,657,500	40.37%	16,019,400
Expenditures Total	12,922,800	11,509,400	8,266,500	1,413,400	3,242,900	87,782,500	74,672,900	67,798,100	13,109,600	6,874,800	10.14%	156,746,800



CAREER OPPORTUNITIES

HUMAN RESOURCES PROGRAMS INTERNSHIP (10312)

Job Info

Organization

Fayetteville Public Works Commission

Locations

Fayetteville, NC, United States

Work Locations

PWC OPERATIONS COMPLEX

Posting Date

3/20/24

Apply Before

4/3/24 5:00 PM

Posting Visibility

Internal and External

Workplace

On-site

Schedule

Monday through Friday 8am to 5pm

Salary Range

\$13.00 to \$15.00 hourly



CAREER OPPORTUNITIES

SUPPLY CHAIN OPTIMIZATION INTERNSHIP (10311)

Job Info

Organization
Fayetteville Public Works Commission

Locations
Fayetteville, NC, United States

Work Locations
PWC OPERATIONS COMPLEX

Posting Date
3/20/24

Apply Before
4/3/24

Posting Visibility
Internal and External

Workplace
On-site

Schedule
Monday through Friday 8am to 5pm

Salary Range
\$13.00 to \$15.00 hourly



CAREER OPPORTUNITIES

W/R TREATMENT PLANT OPERATOR (10310)

Job Info

Organization
Fayetteville Public Works Commission

Job Grade
406

Locations
Fayetteville, NC, United States

Work Locations
PWC OPERATIONS COMPLEX

Posting Date
3/18/24

Apply Before
4/1/24 11:00 AM

Posting Visibility
Internal and External

Schedule
12 Hour Rotating Schedule 7:00-7:00

Salary Range
406; \$22.44- \$29.56



CAREER OPPORTUNITIES

CUSTOMER SERVICE REPRESENTATIVE - CACC (10279)

Job Info

Organization
Fayetteville Public Works Commission

Job Grade
403

Posting Date
3/12/24

Posting Visibility
External

Full or Part Time
Full time

Schedule
Monday-Friday 11am-8pm extended hours as required

Salary Range
\$16.28 - \$21.45 hourly