

RONNA ROWE GARRETT, COMMISSIONER
DONALD L. PORTER, COMMISSIONER
CHRISTOPHER G. DAVIS, COMMISSIONER
RICHARD W. KING, COMMISSIONER
TIMOTHY L. BRYANT, CEO/GENERAL MANAGER



FAYETTEVILLE PUBLIC WORKS COMMISSION
955 OLD WILMINGTON RD
P.O. BOX 1089
FAYETTEVILLE, NORTH CAROLINA 28302-1089
TELEPHONE (910) 483-1401
WWW.FAYPWC.COM

PUBLIC WORKS COMMISSION
MEETING OF WEDNESDAY, MAY 22, 2024
8:30 A.M.

AGENDA

I. REGULAR BUSINESS

- A. Call to order
- B. Pledge of Allegiance
- C. Approval of Agenda

II. CONSENT ITEMS

- A. Approve Minutes of meeting of May 8, 2024, Commission Meeting
- B. Approve Cancellation of June 12, 2024, Commission Meeting, in lieu of APPA National Conference
- C. Adopt the Following Capital Project Fund Budget Ordinances
 - PWCORD2024-04 – This ordinance creates the Series 2025 Electric CPF. This will be for various electric infrastructure projects anticipated to be funded with the Series 2025 Revenue Bonds.
 - PWCORD2024-05 – This ordinance creates the Series 2025 Water and Wastewater CPF. This will be for the non-Annexation water and wastewater infrastructure projects anticipated to be funded with the Series 2025 Revenue Bonds.

COMMENTS: Staff recommends the Commission adopt the above CPF budget ordinances.

- D. Approve bid recommendation to award the REBID Fayetteville Annexation Phase V, Project XII, Construction Area 27 – Cliffdale Forest to T. A. Loving Company, Goldsboro, NC, the lowest, responsive, responsible bidder, in the total amount of \$10,875,000.00, and forward to City Council for approval.

The REBID Fayetteville Annexation Phase V, Project XII, Construction Area 27 – Cliffdale Forest Project is budgeted in account string (204.0000.0435.2005938-10.82005.CPR1000130).

Bids were received April 18, 2024, as follows:

<u>Bidders</u>	<u>Total Base Bid</u>	<u>Total Alternate Bid</u>
T. A. Loving Co., Goldsboro, NC	\$10,875,000.00	\$10,875,000.00
Sanford Contractors, Lemon Springs, NC	\$12,972,500.40	

COMMENTS: Notice of the bid was advertised through PWC’s normal channels on March 4, 2024, with an initial bid opening date of March 28, 2024. Bids were solicited from three (3) bidders. PWC received only (1) bid for this project. A re-bid bid was then undertaken with a new bid opening date of April 18, 2024. PWC received an additional bid for this project. The two (2) bids that were received were then evaluated by the Water Resources Engineering and Procurement departments. The lowest responsive, responsible bidder was T.A. Loving Company, Goldsboro, NC. MWDBE/SLS PARTICIPATION: T.A. Loving Company is a firm based in Goldsboro, NC that also has a local office in Fayetteville, NC. T.A. Loving Company also pays Cumberland County taxes. They anticipate \$170,000.00 in MBE spend with a local hauling firm, Crowder Trucking. T.A. Loving company anticipates an additional \$170,000.00 in Local Spend (Cumberland County) for clearing and sodding needs.

END OF CONSENT

III. FY2025 RECOMMENDED BUDGET SUMMARY

Presented by: Timothy L. Bryant, CEO/General Manager

Brief summary of the recommended FY2025 PWC Operating Budget and Capital Improvement Plan (CIP) as presented to the Commission on May 8, 2024, and made available for public inspection in compliance with North Carolina General Statute 159-12

IV. PUBLIC HEARING ON THE PWC FY2025 OPERATING BUDGET AND CAPITAL IMPROVEMENT PLAN (CIP)

V. DISCUSS PWC RESOLUTION # PWC2024.06 – RESOLUTION TO ADOPT TEN-YEAR CAPITAL IMPROVEMENT PROGRAM PLAN FOR FISCAL YEARS 2025 – 2034

Presented by: Rhonda Haskins, Chief Financial Officer

VI. 3 MONTH (JANUARY - MARCH 2024) FINANCIAL RECAP

Presented by: Rhonda Haskins, Chief Financial Officer

VII. GENERAL MANAGER REPORT

VIII. COMMISSIONER/LIAISON COMMENTS

IX. REPORTS AND INFORMATION

- A. Monthly Cash Flow Report - April 2024
- B. Recap of Uncollectible Accounts – April 2024
- C. Investment Report - April 2024
- D. Purchase Orders – April 2024
- E. Utility Payments by Payment Type – April 2024
- F. Financial Statement Recaps – April 2024
 - Electric
 - Water/Wastewater
- G. Personnel Report - April 2024
- H. Career Opportunities
- I. Actions by City Council during the meeting of May 13, 2024, related to PWC:
 - Approved – Bid Recommendation – Readvertisement of Miscellaneous Electric Substation On-Call Construction

X. CLOSED SESSION PURSUANT TO NORTH CAROLINA GENERAL STATUTES 143-318.11(A)(3) FOR LEGAL MATTERS

XI. ADJOURN

PUBLIC WORKS COMMISSION
MEETING OF WEDNESDAY, MAY 8, 2024
8:30 AM

Present: Donald L. Porter, Chairman
Christopher G. Davis, Vice Chairman
Ronna Rowe Garrett, Secretary
Richard W. King, Treasurer

Others Present: Timothy L. Bryant, CEO/General Manager
Adam Lindsay, Assistant City Manager
Derrick Thompson, City Council Liaison
Sally Shutt, Assistant County Manager
Media

Absent: Chancer McLaughlin, Interim Town Manager/Liaison

I. REGULAR BUSINESS

Chairman Donald Porter called the meeting of May 8, 2024, to order at 8:30 am.

PLEDGE OF ALLEGIANCE

Chairman Donald Porter led the Commission in the Pledge of Allegiance

APPROVAL OF AGENDA

Commissioner Christopher Davis motioned to approve the agenda. Motion was seconded by Commissioner Ronna Rowe Garrett and unanimously approved.

II. AWARD PRESENTATION

PRESENTATION OF NATIONAL ASSOCIATION OF FLEET ADMINISTRATION (NAFA) 100
BEST FLEET AWARD FOR 2024

Presented by: Susan Fritzen, Chief Administrative Officer

Ms. Fritzen, PWC Chief Administrative Officer, stated PWC's Fleet Department has been recognized for the 2nd year in a row by the National Association of Fleet Administration (NAFA) as one of the top 100 best public fleets in 2023. This year we ranked number 26, up four spots from 30, the previous year.

Ms. Fritzen stated this accomplishment could only be achieved by the efforts of the entire team of 23 individuals who work tirelessly day in and day out, (including storms) all with the mission to support our operations team who are out in the field providing services to our customers.

Although the entire team could not be present today, Ms. Fritzen introduced the following employees:

Jim Scaccia, Fleet Manager
Troy Chandler, Heavy Duty Supervisor
Seth Wagoner, Light Duty Supervisor
Kevin Howell, Director of Facilities and Equipment

Ms. Fritzen stated in order to be considered for this distinguished award public fleets were evaluated on fleet composition, management, and overall operations, via an essay. Additionally, applicants had to demonstrate excellence in the following key areas: accountability, use of technology and information, collaboration, creativity, performance recognition and celebration, evidence of a high-trust culture, financial management, doing it right the first time, quick efficient turnaround, competitive pricing, staff development and resources stewardship.

Ms. Fritzen stated a few years ago she set the goal for the Fleet Department to become a blue seal shop. This is the gold standard of any automotive operation. The staff has been working diligently to get there. Fleet currently has 11 individuals who hold ASCASE Certifications which is a designation established by the National Institute of Automotive Service Excellence. Some staff members have multiple certifications of vehicle repairs in specialized areas.

Mr. Scaccia obtained his Certified Automotive Fleet Manager (CAFM) Certification this past year, leading his staff by example.

Commissioner Garrett stated she regrets that the Commission cannot see the entire team. She stated she is impressed with the Fleet Facility, the equipment, and the people. To hear about all the credentials and the certifications, it shows that not only is the PWC Executive Leadership Team concerned about the staff, but the staff cares enough to continue their own professional development and stay on top of their game. She asked that the management pass on the Commission's remarks.

Commissioner King stated when he was in business and auctions came up, he always got the PWC trucks because he knew they were kept in great shape, though PWC may have worn it out for 10 years, he wore them out for another 20 years.

Commissioner Davis commended the Fleet staff on the award. He stated it is not beyond him every meeting he comes to there is another great accomplishment the employees have attained. There is great ownership in this company.

Chairman Porter commended the Fleet staff as well and thanked them for all the work they do.

III. CONSENT ITEMS

Commissioner Christopher Davis motioned to approve the Consent Agenda as presented by staff. Motion was seconded by Commissioner Ronna Rowe Davis and unanimously approved.

A. Approve Minutes of meeting of April 24, 2024

B. Approve to Set the Public Hearing for the FY2025 Budget for May 22, 2024

C. Approve PBMAres Audit Contract and Supporting Arrangement Letter

The Finance Division Fiscal Management Section of the NC Department of State Treasurer and Local Government requires the Governing Board of each Local Government Unit approve the audit contract as defined in NCGS 159-34 prior to approval by the LGC. The auditor may not engage in audit services before approval by the LGC.

COMMENTS: Staff recommends the Commission approve the attached audit contract and supporting arrangement letter.

- D. Approve the following recommended bid awards for one-year contracts (with the option to extend contracts for additional one-year period upon the agreement of both parties) for the purchase of Water Treatment and Water Reclamation Chemicals Contract Fiscal Year 2025. Reject the bids received for Magnesium Hydroxide and Sodium Hypochlorite. and forward to City Council for approval.

The Water Treatment and Water Reclamation Chemicals annual Contract are budgeted in the following account strings:

P.O. Hoffer	002.0630.0157.000-00.801025.0000.99999
Glenville	002.0631.0157.000-00.801025.0000.99999
Cross Creek	002.0640.0157.000-00.801025.0000.99999
Rockfish	002.0641.0157.000-00.801025.0000.99999

Bids were received April 25, 2024, as follows:

A. Caustic Soda (Sodium Hydroxide, 50%)

BIDDERS	UOM	QTY	UNIT COST	TOTAL COST
Univar Solutions USA Inc.	TON	2300	\$320.75	\$737,725.00
Brenntag Mid-South, Inc.	TON	2300	\$321.88	\$740,324.00

B. Hydro fluorosilicic Acid

BIDDERS	UOM	QTY	UNIT COST	TOTAL COST
Univar Solutions, Inc	TON	140	\$482.00	\$67,480.00
Penco, Inc	TON	140	\$483.00	\$67,620.00

C. Powdered Activated Carbon

BIDDERS	UOM	QTY	UNIT COST	TOTAL COST
Brenntag Mid-South Inc.	LB	90000	\$0.859	\$ 77,310.00
Univar Solutions USA Inc.	LB	90000	\$0.900	\$ 81,000.00
Carbon Activated Corp.	LB	90000	\$0.920	\$ 82,800.00
Chemrite, Inc.	LB	90000	\$1.190	\$107,100.00
Jacobi Carbons, Inc.	LB	90000	\$1.290	\$116,100.00

E. Sodium Bisulfite

BIDDERS	UOM	QTY	UNIT COST	TOTAL COST
Southern Ionics	LB	400000	\$0.1691	\$67,640.00
PVS Chemical Sol., Inc	LB	400000	\$0.1755	\$70,200.00

Brenntag Mid Sount, Inc.	LB	400000	\$0.2210	\$88,400.00
--------------------------	----	--------	----------	-------------

F. Aqueous Ammonia (19.2%)

BIDDERS	UOM	QTY	UNIT COST	TOTAL COST
Tanner Industries, Inc.	TON	200	\$331.05	\$66,210.00
Univar Solutions USA Inc	TON	200	\$332.25	\$66,450.00
Brenntag Mid-South Inc	TON	200	\$432.00	\$86,400.00

H. Hydrated Lime

BIDDER	UOM	QTY	UNIT COST	TOTAL COST
Lhoist N. America. of VA	TON	300	\$577.48	\$173,244.00

I. Ferric Sulfate Liquid

BIDDERS	UOM	QTY	UNIT COST	TOTAL COST
Pencco, Inc	LB	6000	\$338.25	\$2,029,500.00
Kemira Wtr Solutions, Inc.	LB	6000	\$340.00	\$2,040,000.00

J. Zinc Orthophosphate

BIDDERS	UOM	QTY	UNIT COST	TOTAL COST
Zeta Solutions	LB	550,000	\$0.5773	\$317,515.00
Shannon Chemical Corp.	LB	550,000	\$0.58	\$319,000.00
JCI Jones Chem. Inc.	LB	550,000	\$0.71	\$390,500.00

Rejected Bids:

D. Sodium Hypochlorite, Brenntag Mid-South, Inc, Durham, NC
The 2024 bid price increased by \$1,170,250.00 compared to the 2023 bid price.

G. Magnesium Hydroxide, Polytec, Inc., Mooresville, NC
The 2024 bid price increased by \$68,065.00 compared to the 2023 bid price.

COMMENTS: The Commission is asked to approve multiple awards for the purchase of water treatment and water reclamation chemicals. Notice of the bid was advertised through PWC's normal channels on March 21, 2024, with a bid opening date of April 17, 2024. Bids were solicited from fifteen (15) vendors and PWC received seventeen (17) bids. The bids were then evaluated by PWC's Procurement, Water Treatment, and Water Reclamation departments. All qualified vendors were allowed to participate in the reverse auction held on April 25, 2024. Bidders were not required to bid on each chemical. In addition to recommending awards to the lowest responsive, responsible bidders listed above, PWC's Procurement, Water Reclamation, and Water Treatment Departments is requesting to reject the bids received for Sodium Hypochlorite and Magnesium Hydroxide. The bids received for these chemicals far exceed what PWC has paid historically and are not in the best interest of PWC at this time. PWC will exercise the option to renew these chemical contracts or proceed with a separate bidding process in the near future.

END OF CONSENT

IV. REVIEW PROPOSED CAPITAL IMPROVEMENT PROGRAM (CIP) BUDGET AND OPERATING BUDGET FOR FISCAL YEAR 2024-2025

Presented by: Timothy L. Bryant, CEO/General Manager
Rhonda Haskins, Chief Financial Officer
Chief Operating Officers & PWC Staff

Mr. Bryant noted the following PWC Key Facts

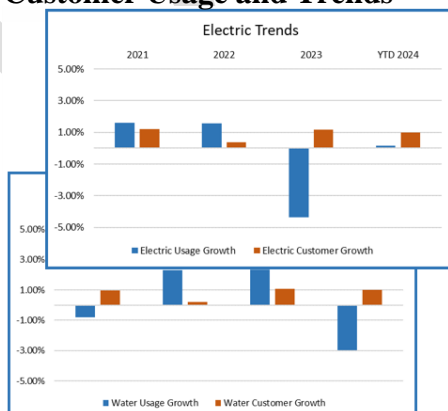
- ▶ Customers
 - Total Customers: 121,886
 - Number of Services: 274,101
 - Customers With Two Services: 75%
- ▶ Water/Wastewater Operations
 - Drinking Water Treated: 10.7 Billion Gallons/Year
 - Daily Water Treatment Capacity: 57.5 Million Gallons/Day (MGD)
 - Daily Wastewater Treatment Capacity: 46 MGD
- ▶ Electric Operations
 - System Peak: 499 MW
 - Generation Capacity: 268 MW
 - Reliability Rate: 99.99%
- ▶ Financial
 - FY24 Annual Operating Budget: \$428.8 Million
 - Total Assets: \$1.62 Billion
 - Bond Rating: Aa2 (Moody's), AA (S&P and Fitch)

Budget Assumptions

Mr. Bryant stated the key budget assumptions are:

- ▶ Electric system growth with 2% rate increase
- ▶ Water/Wastewater system growth with overall 8.5% rate increase
- ▶ Material & contractual cost escalations
- ▶ Capital planning and funding requirements
- ▶ Compensation & Benefits
- ▶ Contingency for unplanned events (formula based)
- ▶ Cost of Service studies and rate support

Customer Usage and Trends



FY 2025

- ▶ Modest customer growth expected
- ▶ New tariffs for large power customer(s)
- ▶ Water usage down across all classes



Budget Overview

	Electric		Water/WW	
\$ in Millions	FY24*	FY25	FY24*	FY25
Sales Revenue	\$224.3	\$221.9	\$129.9	\$141.6
Operating Reserves	\$28.9	\$18.1	\$12.9	\$14.3
Contributions/Intergovernmental Revenue	\$2.2	\$10.5	\$4.3	\$3.8
Budgetary Appropriations From	\$45.8	\$13.4	\$9.7	\$12.0
Operating Expenses	(\$227.6)	(\$191.3)	(\$87.5)	(\$90.0)
PILOT	(\$12.2)	(\$12.0)	\$0.0	\$0.0
Debt Related Payments	(\$4.2)	(\$5.5)	(\$28.1)	(\$29.3)
Operating Capital	(\$39.9)	(\$44.4)	(\$25.0)	(\$32.6)
Budgetary Appropriations To	(\$24.3)	(\$14.2)	(\$15.7)	(\$17.3)
Appropriations To/(From) Net Position	(\$7.0)	(\$3.3)	\$0.3	\$2.5

Key Financial Metrics

	2022	2023	2024	2025	Target
Bond Rating	AA	AA	AA	AA	AA
Liquidity (DCOH)	131	132	142	141	120
Operating Reserves	\$139.6M	\$138.0M	\$148.5M	\$147.3M	
Debt Service Coverage	2.81	3.24	3.61	4.17	2.50
Debt to Capitalization	30%	28%	34%	33%	<40%

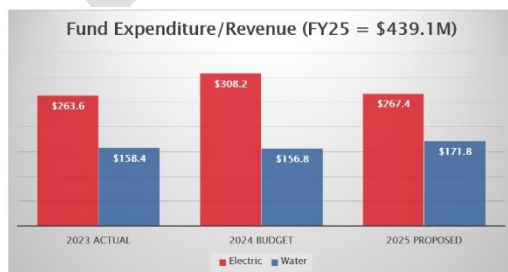
AA Bond Rating (Scorecard Implied Rating)

Target

Moody's (Adjusted Days Liquidity on Hand)
Standard and Poor's (Liquidity and Reserves)
Fitch (DCOH; Minimum Non-Adverse)

150-250 Days
150-270 Days
120+ Days

Fund Summary



FY25 Electric and Water/Wastewater Budget represents a 5.6% reduction

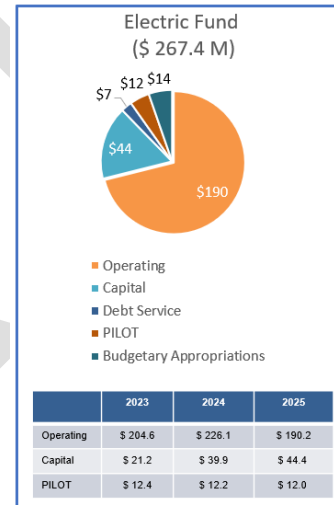
Budget Summary

ELECTRIC & W/WW FUNDS SUMMARY

DESCRIPTION	FY 2022 ACTUAL	FY 2023 ACTUAL	FY 2024 BUDGET	FY 2024 ESTIMATE	FY 2025 RECOMMENDED
ELECTRIC UTILITY OPERATING FUND	\$248,916,206	\$242,386,934	\$268,324,200	\$260,318,100	\$222,996,800
ELECTRIC CAPITAL OUTLAY	\$23,819,989	\$21,179,504	\$39,865,900	\$32,125,600	\$44,356,000
TOTAL ELECTRIC FUND	\$272,736,195	\$263,566,438	\$308,190,100	\$292,443,700	\$267,352,800
WATER/WASTEWATER UTILITIES OPERATING FD	\$119,206,308	\$140,992,114	\$131,705,100	\$135,901,300	\$139,150,700
WATER & WASTEWATER CAPITAL OUTLAY	\$15,385,448	\$17,357,451	\$25,041,800	\$22,535,000	\$32,610,000
TOTAL WATER/WASTEWATER FUND	\$134,591,755	\$158,349,565	\$156,746,900	\$158,436,300	\$171,760,700
TOTAL ELECTRIC & W/WW FUNDS	\$407,327,950	\$421,916,003	\$464,937,000	\$450,880,000	\$439,113,500
TOTAL BUDGET	\$407,327,950	\$421,916,003	\$464,937,000	\$450,880,000	\$439,113,500

Key Fund Drivers – Electric

- ▶ Power Supply (-26.5%)
- ▶ Non-Power Supply Expenses (-3.8%)
- ▶ Capital Outlay (+11.3%)
- ▶ Reserves
- ▶ Payment in Lieu of Taxes (-2.2%)
 - Decrease due to change in Net Position in F2023
 - 204.% increase since 2016 Charter Amendment

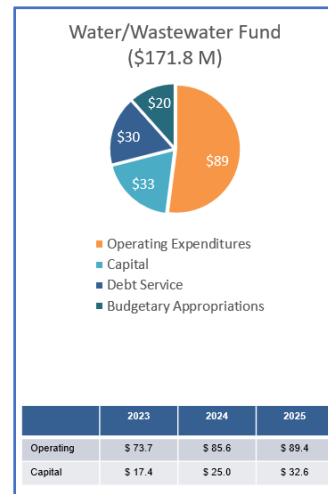


PILOT to City of Fayetteville and Additional Services & Contributions

	FY25
PILOT	\$11,969,000
Annexation (Transfer from Annexation Reserve to General Fund, debt service payment)*	\$ 8,097,800
*\$23.0M planned construction in FY25; total project estimate \$550M	
Inside Street Lighting	\$ 4,003,000
Street and Pedestrian Lighting Improvements	\$ 550,000
Underground Conversions and Gateway Improvements	\$ 1,550,000
City of Fayetteville Storm Drainage Improvement	\$ 2,400,000
Community Economic Development Support	\$ 325,000
City of Fayetteville Public Access Television Channel	\$ 85,000
Parking Deck (Shared Costs – Operating and Capital Reserve)	\$ 70,000
Total	\$29,049,800

Key Fund Drivers – Water

- ▶ Operating Expenses (+5.7%)
- ▶ Capital Outlay (+30.2%)
- ▶ Debt Service \$28.5M
- ▶ Reserves
- ▶ Annexation Summary
 - FY25 Debt payment \$8.1m
 - Increase by \$3.3m from FY24
 - 68% Complete
 - Debt outstanding \$124.6m



Reserves – Electric & Water

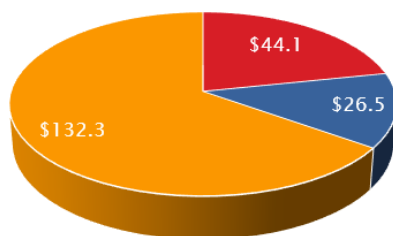
\$ in millions	FY24	FY25	FY26	FY27	FY28
Elec Rate Stabilization Fund*	\$15.3	\$19.8	\$20.7	\$21.4	\$22.1
Purchased Power Reserve	\$13.2	\$10.9	\$10.7	\$10.9	\$11.2
Coal Ash Reserve	\$5.5	\$4.6	\$2.4	\$0.3	\$0.0
Water Rate Stabilization Fund	\$2.2	\$2.5	\$2.9	\$3.2	\$3.5

Need for Reserves:

- ▶ Financial and customer rate/bill stability; maintain Bond Credit Rating
- ▶ No access to short term borrowing (LOC's, Factoring, CP, O&M)
- ▶ Protection from unknowns (Natural Disasters)
- ▶ Unfunded regulations and economic variables (Supply Chain, Inflation)
- ▶ Short and Long-Term planning; smoothing between debt financings

FY25 Capital Budget Funding Source

Funding Source



Electric
W/WW Fund
Bonds/Loans/Reserves

Overview – Capital Budget
(\$ in millions)

Division	FY22	FY23	FY24	FY25	% Change
Customer Care	\$1.5	\$1.6	\$1.0	\$1.8	84.2%
Administrative	\$0.2	\$1.0	\$1.3	\$2.2	67.7%
Finance	\$0	\$0	\$0	\$6.2	100.0%
Water Resources	\$97.9	\$79.7	\$96.0	\$123.4	28.5%
Electric Systems	\$38.6	\$45.2	\$78.0	\$69.4	(11.0%
Total	\$138.1	\$127.5	\$176.2	\$202.9	15.1%

Key Capital Projects FY25

Electric (\$ in Millions)	FY25	10 Years*
Underground Distribution Infrastructure Installations	\$2.5	\$35.7
Underground Infrastructure Replacement – Residential	\$2.3	\$34.5
Sub-Transmission Pole Replacement	\$1.8	\$20.0
Distribution Substation 66-12 kV Power Transformer	\$2.0	\$13.6
Cumberland Road 66 -12 kV Substation Rebuild	\$3.7	\$3.7
PO Hoffer 66-12 kV Substation Rebuild	\$3.3	\$4.5
Railroad Street 66-12 kV Substation Rebuild	\$1.6	\$5.3
Solar Compliance Resource – Sally Hill 2 MW	\$4.7	\$4.7
Solar Compliance Resource – Rockfish 4.8 MW	\$9.0	\$9.0
Solar Compliance Resource – Carvers Falls 4.9 MW	\$0.3	\$9.1
NCDOT U-4900 Murchison Road Widening	\$10.2	\$10.3
Gas Turbine 6 Major Overhaul	\$3.5	\$3.5
Gas Turbine 4 Major Overhaul	\$3.5	\$3.5
Point of Delivery 5	\$17.8	\$17.8
	\$66.2	175.2

All Other Areas

- ▶ Electric Meters - \$0.4M (\$22.8M)
- ▶ Water Meters - \$1.4M (\$38.2M)

- ▶ Customer Service Building Renovation - \$1.5M (\$1.5M)
- ▶ Apparatus Repair Shop Roof Replacement - \$0.3M (\$0.3M)
- ▶ Robert C. Williams Business Center Upfit - \$0.2M (\$1.3M)
- ▶ Space Planning & Utilization Project - \$0.1M (\$7.6M)
- ▶ EBS & Hyperion Cloud Upgrade - \$6.2M (\$7.4M)

Capital Financing Plan

- ▶ State Revolving Fund loans for several projects are in various stages of loan process with favorable rates
- ▶ Remaining Capital projects are funded through revenues and reserves
- ▶ Seeking grant opportunities through State and Federal agencies

FY25 Divisional Summaries

Each Chief Officer provided an Overview/Summary of Budget Changes, Key Projects/Initiatives, and Risks/Challenges/Mitigations. Discussion ensued with each Officer regarding their budget, major drivers, trends, and assumptions as well as risks to their budget and plans to mitigate.

General & Administrative Budget

\$ in Millions	FY21	FY22	FY23	FY24	FY25
MEDICAL/DENTAL	\$9.97	\$9.62	\$10.64	\$12.51	\$14.67
OTHER BENEFITS/EXP	\$0.84	\$0.86	\$1.69	\$1.97	\$1.71
INSURANCES	\$1.42	\$1.44	\$1.85	\$1.58	\$1.81
CONTINGENCY	\$2.98	\$3.15	\$3.27	\$3.69	\$4.25
CUSTOMER CHARGEOFFS	\$1.50	\$1.50	\$1.20	\$1.20	\$1.15
OTHER	\$1.67	\$1.51	\$1.35	\$1.32	\$1.03
SECURITY	\$0.22	\$0.26	\$0.23	\$0.29	\$0.32
TOTAL G&A	\$18.60	\$18.35	\$20.23	\$22.57	\$24.95
Change	9.99%	(1.36%)	10.28%	11.54%	10.55%

FY2024 Budget Recap

ELECTRIC & W/WW FUNDS SUMMARY

DESCRIPTION	FY 2022 ACTUAL	FY 2023 ACTUAL	FY 2024 BUDGET	FY 2024 ESTIMATE	FY 2025 RECOMMENDED
ELECTRIC UTILITY OPERATING FUND	\$248,916,206	\$242,386,934	\$268,324,200	\$260,318,100	\$222,996,800
ELECTRIC CAPITAL OUTLAY	\$23,819,989	\$21,179,504	\$39,865,900	\$32,125,600	\$44,356,000
TOTAL ELECTRIC FUND	\$272,736,195	\$263,566,438	\$308,190,100	\$292,443,700	\$267,352,800
WATER/WASTEWATER UTILITIES OPERATING FD	\$119,206,308	\$140,992,114	\$131,705,100	\$135,901,300	\$139,150,700
WATER & WASTEWATER CAPITAL OUTLAY	\$15,385,448	\$17,357,451	\$25,041,800	\$22,535,000	\$32,610,000
TOTAL WATER/WASTEWATER FUND	\$134,591,755	\$158,349,565	\$156,746,900	\$158,436,300	\$171,760,700
TOTAL ELECTRIC & W/WW FUNDS	\$407,327,950	\$421,916,003	\$464,937,000	\$450,880,000	\$439,113,500
TOTAL BUDGET	\$407,327,950	\$421,916,003	\$464,937,000	\$450,880,000	\$439,113,500

Mr. Bryant reviewed the FY25 Budget Ordinance with the Commission and delineated the next steps which include the following:

May 22, 2024, PWC BOC Meeting

- ▶ FY25 Budget Public Hearing
- ▶ FY25 Budget Adoption
- ▶ FY25 CIP Plan Resolution

June 5, 2025, Commission Meeting

- ▶ FY25 Budget Adoption & CIP Plan Resolution (if not earlier adopted)

Mr. Bryant acknowledged and thanked the entire executive staff for their work on the budget. He also thanked the Finance team for their countless hours of work in pulling all the numbers together and ensuring they understood the vision of each division, as well as his unplanned initiatives and overall vision.

The Commission thanked Mr. Bryant, Officers, and staff for the FY25 Proposed Budget Review.

V. GENERAL MANAGER REPORT

Safety

Mr. Bryant stated the team has worked safely overall. Everyone continues to look out for one another.

People

Mr. Bryant commended the PWC Electric Services team members who are participating in the North Carolina Association of Mutual Electric Systems (NCAMES) Linemen Rodeo. They are Dustin Britt, Jonathan Bullard, Stone Johnson, Cody Jonaitis, Blaine Nunnery, Andrew Prevette, Eddie Autry (Head Coach), and Cameron Phipps (Assistant Coach)

Mr. Bryant also thanked Mr. Russell, the HR staff and all who assisted with the PWC Annual Picnic. Every attendee appeared to enjoy themselves. There was plenty of food and activities to participate in. Mr. Bryant noted the picnic has been an annual event for nearly 40 years, and we will continue to evaluate to find ways to make it even more enjoyable for the future generations.

Community Engagement

Mr. Bryant thanked the PWC team who supported PWC Day. There were about 25 key stakeholders as guests, and they walked away with far more knowledge about PWC and appreciation of our services than they began with. We had 52+ volunteers who helped to make PWC Day a success.

Running the Business

No significant operational issues to bring before the board at this time.

VI. COMMISSIONER/LIAISON COMMENTS

Assistant County Manager Sally Shutt

The Commission thanked Ms. Shutt for attending the meeting and welcomed her as well. She responded it was good to be here.

City Council Liaison Derrick Thompson

Council Member Thompson stated he is excited about the presentation, the forward thinking of PWC, the Capital Improvement Projects that were listed for expansion, services for water/wastewater and electric for Cumberland County.

He also commended PWC for their forward thinking in growing his staff; getting them ready and equipped when the 'baby boomers' are ready to retire.

Commissioner Richard King

Commissioner King commended staff on the budget presentation and the detailed explanations.

Commissioner Ronna Rowe Garrett

Commissioner Garrett stated she saw the social media post on the Lineman's Rodeo, and she was excited about it. It is clearly evident between that, PWC Day, and the Picnic the theme, Hometown Utility, vested in the community shows in this company. She also thanked the budget team. It is always fun to pepper them with questions. It understands it has taken hundreds of hours (collectively) with the budget team and all the officers to bring forth this condensed briefing. She stated her questions are never personal, but they are all about getting to the rigor and understanding where we are at in regard to Fayetteville, and our rate payers.

Commissioner Donald Porter

Commissioner Porter completely agreed with Commissioner Garrett's comments. He stated he could see when Mr. Bryant came in the value he adds, and it is well noted. If he could add anything it would be a note on the bottom, that the US Army would say "We do more before 9am before most people do all day."

VII. REPORTS AND INFORMATION

A. Career Opportunities

B. Actions by City Council during the meeting of April 22, 2024, related to PWC:

- Approved – Bid Recommendation – Distribution Transformers Three Phase Pad Mounts
- Approved - Bid Recommendation – Relay Control Houses
- Approved - Bid Recommendation – Cumberland Rd. Substation Structure and Equipment
- Approved - Bid Recommendation – PO Hoffer Substation Structure and Equipment

- Approved - Bid Recommendation – Vacuum Circuit Breakers

VIII. CLOSED SESSION PURSUANT TO NORTH CAROLINA GENERAL STATUTES 143-318.11(A)(3) FOR LEGAL MATTERS

Commissioner Ronna Rowe Garrett motioned to enter Closed Session, pursuant to NCGS 143-318.11(A)(3) for Legal Matters. Motion was seconded by Commissioner Christopher Davis and unanimously approved at 10:21 am.

There being no further discussion, upon motion by Commissioner Ronna Rowe Garrett, seconded by Commissioner Christopher Davis, and unanimously approved, the Commission returned to open session at 11:58 a.m.

Commissioner Christopher Davis motioned to approve the Butler Warner Generation Plant Power Purchase Agreement and Operating Procedures Amendment as presented by staff. Motion was seconded by Commissioner Ronna Rowe Garrett, and unanimously approved.

IX. ADJOURNMENT

There being no further business, upon motion by Commissioner Christopher Davis, seconded by Commissioner Ronna Rowe Garrett, and unanimously approved, the Commission adjourned at 11:59 a.m..

RONNA ROWE GARRETT, COMMISSIONER
DONALD L. PORTER, COMMISSIONER
CHRISTOPHER G. DAVIS, COMMISSIONER
RICHARD W. KING, COMMISSIONER
TIMOTHY L. BRYANT, CEO/GENERAL MANAGER



FAYETTEVILLE PUBLIC WORKS COMMISSION
955 OLD WILMINGTON RD
P.O. BOX 1089
FAYETTEVILLE, NORTH CAROLINA 28302-1089
TELEPHONE (910) 483-1401
WWW.FAYPWC.COM

May 15, 2024

MEMO TO: Timothy Bryant, CEO/General Manager
MEMO FROM: Rhonda Haskins, Chief Financial Officer
SUBJECT: Capital Project Fund (CPF) Budget Ordinances

Attached are CPF budget ordinances for Commission action at the May 22nd meeting and below is a summary explaining the purpose.

The following ordinances will be effective upon adoption:

- PWCORD2024-04 creates the Series 2025 Electric CPF. This will be for various electric infrastructure projects anticipated to be funded with the Series 2025 Revenue Bonds.
- PWCORD2024-05 creates the Series 2025 Water and Wastewater CPF. This will be for the non-Annexation water and wastewater infrastructure projects anticipated to be funded with the Series 2025 Revenue Bonds.

Staff recommends that the Commission adopt the attached CPF budget ordinances.

CAPITAL PROJECT ORDINANCE
SERIES 2025 ELECTRIC CAPITAL PROJECT FUND
PWCORD2024-04

BE IT ORDAINED by the Fayetteville Public Works Commission (PWC) that pursuant to Section 13.2 of Chapter 159 of the General Statutes of North Carolina, the following capital project ordinance is hereby adopted:

- Section 1. The project authorized is for the funding of various electric infrastructure projects as listed in Exhibit A to be financed by the sale of revenue bonds.
- Section 2. The officers of this unit are hereby directed to proceed with the project within the terms of the Bond Order including reimbursement declarations and within the funds appropriated herein.
- Section 3. The following revenues are anticipated to be available to complete the project:
- | | |
|-----------------------------|----------------------|
| Proceeds from revenue bonds | <u>\$ 64,500,000</u> |
|-----------------------------|----------------------|
- Section 4. The following amounts are appropriated for the project:
- | | |
|----------------------|----------------------|
| Project expenditures | <u>\$ 64,500,000</u> |
|----------------------|----------------------|
- Section 5: The PWC Chief Financial Officer will maintain sufficient specific detailed accounting records and will ensure the terms of the bond resolution are met.
- Section 6: Funds may be advanced from the PWC General Fund and/or Electric Rate Stabilization Fund for the purpose of making payments as due and reimbursement requests will be made to the Trustee in an orderly and timely manner.
- Section 7. Copies of the capital project fund ordinance shall be made available to the PWC budget officer and finance officer.

Adopted this 22nd day of May 2024.

Exhibit A - PWCORD2024-04

<u>Description</u>	<u>Amount</u>
Solar Compliance Resource - Butler Warner 4.95 MW	\$ 9,100,000
Solar Compliance Resource - Site #5 5 MW	9,125,000
Solar Compliance Resource - Site #6 5 MW	9,125,000
Solar Compliance Resource - Site #7 5 MW	9,150,000
POD V 230-66 kV Substation	28,000,000
Total	<u>\$ 64,500,000</u>

CAPITAL PROJECT ORDINANCE
SERIES 2025 WATER AND WASTEWATER CAPITAL PROJECT FUND
PWCORD2024-05

BE IT ORDAINED by the Fayetteville Public Works Commission (PWC) that pursuant to Section 13.2 of Chapter 159 of the General Statutes of North Carolina, the following capital project ordinance is hereby adopted:

- Section 1. The project authorized is for the funding of various water and wastewater infrastructure projects as listed in Exhibit A to be financed by the sale of revenue bonds.
- Section 2. The officers of this unit are hereby directed to proceed with the project within the terms of the Bond Order including reimbursement declarations and within the funds appropriated herein.
- Section 3. The following revenues are anticipated to be available to complete the project:
- | | |
|-----------------------------|----------------------|
| Proceeds from revenue bonds | <u>\$ 44,410,000</u> |
|-----------------------------|----------------------|
- Section 4. The following amounts are appropriated for the project:
- | | |
|----------------------|----------------------|
| Project expenditures | <u>\$ 44,410,000</u> |
|----------------------|----------------------|
- Section 5: The PWC Chief Financial Officer will maintain sufficient specific detailed accounting records and will ensure the terms of the bond resolution are met.
- Section 6: Funds may be advanced from the PWC General Fund and/or Electric Rate Stabilization Fund for the purpose of making payments as due and reimbursement requests will be made to the Trustee in an orderly and timely manner.
- Section 7. Copies of the capital project fund ordinance shall be made available to the PWC budget officer and finance officer.

Adopted this 22nd day of May 2024.

Exhibit A - PWCORD2024-05

<u>Description</u>	<u>Amount</u>
Water Rehab FY26 & 27	\$ 11,420,000
WW Rehab FY26 & 27	15,700,000
Line 54" Outfall - Research Dr to I-95	17,290,000
Total	<u>\$ 44,410,000</u>

**PUBLIC WORKS COMMISSION
ACTION REQUEST FORM**

TO: Timothy Bryant, CEO/General Manager

DATE: May 10, 2024

FROM: Candice Kirtz, Director of Supply Chain

.....

ACTION REQUESTED: Approve award for Construction of approximately 77 manholes, 225 sanitary sewer laterals, 14,657 linear feet of 8-inch gravity sewer, and approximately 370 linear feet of bore/jack and 110 linear feet of aerial crossings.

BID/PROJECT NAME: PWC2324064- REBID Fayetteville Annexation Phase V, Project XII, Construction Area 27 – Cliffdale Forest

BID DATE: April 18, 2024

DEPARTMENT: Water Resources Engineering

BUDGET INFORMATION: (204.0000.0435.2005938-10.82005.CPR1000130)

.....

BIDDERS	TOTAL BASE BID PRICE	TOTAL ALTERNATE BID
T.A. Loving Company Goldsboro, NC	\$10,875,000.00	\$10,875,000.00
Sanford Contractors, Lemon Springs, NC	\$12,972,500.40	

.....

AWARD RECOMMENDED TO: T.A. Loving

BASIS OF AWARD: Lowest Responsive, Responsible Bidder

COMMENTS: The Commission is asked to approve a construction award for Fayetteville Annexation Phase XII, Construction Area 27 (Cliffdale Forest). Notice of the bid was advertised through PWC's normal channels on March 4, 2024, with an initial bid opening date of March 28, 2024. Bids were solicited from three (3) bidders. PWC received only (1) bid for this project. A re-bid bid was then undertaken with a new bid opening date of April 18, 2024. PWC received an additional bid for this project. The two (2) bids that were received were then evaluated by the Water Resources Engineering and Procurement departments. The lowest responsive, responsible bidder was T.A. Loving Company, Goldsboro, NC. Therefore, PWC staff recommends awarding this project to the lowest responsive, responsible bidder, T.A. Loving Company.

.....

ACTION BY COMMISSION
APPROVED _____ **REJECTED** _____
DATE _____

ACTION BY COUNCIL

APPROVED _____ **REJECTED** _____

DATE _____

BID HISTORY
Re-Bid Fayetteville Annexation
Phase XII, Construction 27
(Cliffdale Forest)

BID DATE: April 18, 2024

Advertisement

- | | |
|----------------|-------------------------------|
| 1. PWC Website | 04/03/2024 through 04/18/2024 |
|----------------|-------------------------------|

List of Prospective Bidders Notified of Bid

1. Sanford Contractors Inc., Sanford, NC
2. T.A. Loving Company, Goldsboro, NC
3. Park Construction, Morrisville, NC

**PWC Procurement Mailing List- Registered vendors via the PWC website and NC eVP registrants.
(approximately 2000+ contacts)**

Small Business Administration Programs:

Small Business Administration Regional Office (SBA)
NC Procurement & Technical Assistance Center (NCPTAC)
Veterans Business Outreach Center (VBOC)
Small Business Technology Center (SBTDC)
Women's Business Center of Fayetteville (WBC)

Local Business and Community Programs

FSU Construction Resource Office (FSUCRO)
FSU Economic Development Administration Program (FSUEDA)
FSU Career Pathways Initiative
NAACP, Fayetteville Branch
FTCC Small Business Center (SBC)
Greater Fayetteville Chamber, RFP posting submitted
Hope Mills Chamber
Spring Lake Chamber
Hoke Chamber
Fayetteville Business & Professional League (FBPL)

State Business and Community Programs

NC Institute of Minority Economic Development (The Institute) Durham, NC
NAACP, State Branch Raleigh, NC
National Utility Contracting Association- NC Chapter (NUCA)
Durham Chapter of the National Association of Women in Construction (NAWIC)
South Atlantic Region of National Association of Women in Construction (NAWIC)
The Hispanic Contractors Association of the Carolinas (HCAC)
United Minority Contractors of North Carolina
International Women in Transportation- Triangle Chapter

Media

Fayetteville Observer
WIDU, AM1600
IBronco Radio at FSU
Fayetteville Press News
Up & Coming Weekly
Bladen Journal
Greater Fayetteville Business Journal

MWDBE/SLS Participation

T.A. Loving Company is a firm based in Goldsboro, NC that also has a local office in Fayetteville, NC. T.A. Loving Company also pays Cumberland County taxes. They anticipate \$170,000.00 in MBE spend with a local hauling firm, Crowder Trucking. T.A. Loving company anticipates an additional \$170,000.00 in Local Spend (Cumberland County) for clearing and sodding needs.

RONNA ROWE GARRETT, COMMISSIONER
DONALD L. PORTER, COMMISSIONER
CHRISTOPHER G. DAVIS, COMMISSIONER
RICHARD W. KING, COMMISSIONER
TIMOTHY L. BRYANT, CEO/GENERAL MANAGER



FAYETTEVILLE PUBLIC WORKS COMMISSION
955 OLD WILMINGTON RD
P.O. BOX 1089
FAYETTEVILLE, NORTH CAROLINA 28302-1089
TELEPHONE (910) 483-1401
WWW.FAYFPWC.COM

May 15, 2024

MEMO TO: Timothy L. Bryant, CEO/General Manager

MEMO FROM: Rhonda Haskins, Chief Financial Officer

SUBJECT: Water Resources CIP Planning Summary - Ten Years

For Commission action at the May 22nd meeting, attached is resolution No. PWC2024.06 to formally approve Fiscal Years 2025-2034 ten-year Capital Improvement Program (CIP) plan for Water Resources. This resolution will enhance PWC's scoring in the evaluation of State Revolving Loan applications.

As part of the NC Division of Water Infrastructure (DWI) evaluation process for projects requesting loan and grant funding through the State Revolving Fund (SRF) Program, DWI requests that applicants provide an adopted ten-year CIP plan for water/wastewater projects. Currently, and consistent with the Budget and Fiscal Control Act (and specifically GS159-13(a)), the Commission only approves current year's expenditures in the Budget Ordinance. However, as part of the budget presentation and discussion with the Commission, staff does include a ten-year CIP plan.

In order to comply with the informational request of the DWI, and to thus improve PWC's standing in the evaluation process under the SRF Program, approval of this resolution is needed for inclusion in any upcoming loan applications by PWC and their review by DWI.

Staff recommends that the Commissioners adopt, without financial commitment, resolution No. PWC2024.06 which is consistent with the CIP Budget that was presented to the Commission on May 8, 2024 and is anticipated to be approved on May 22, 2024 (Ordinance PWCORD2024-03).

RESOLUTION TO ADOPT TEN-YEAR CAPITAL IMPROVEMENT
PROGRAM PLAN FOR FISCAL YEARS 2025-2034

WHEREAS, the Fayetteville Public Works Commission (the “Commission”) continues to adhere to a high standard of professional financial management to ensure adequate public infrastructure, economic development and services for its citizens; and

WHEREAS, the Commission has need for an adopted ten-year Capital Improvement Program (CIP) plan for water/wastewater projects in the attached Exhibit A, and

WHEREAS, the Commission recognizes the Capital Improvement Program plan to be an important management tool that coordinates community infrastructure needs with the financial capacity of PWC; and

WHEREAS, the Commission prepared a ten-year Capital Improvement Program plan which balances projected revenues and expenditures based on a financial forecast and assumptions with regard to PWC’s long-range financial capacity and includes cost estimates for projects scheduled for at least the first five years; and

WHEREAS, the Commission will update the ten-year Capital Improvement Program plan annually as part of PWC’s regular budget process;

THEREFORE, LET IT BE RESOLVED BY THE COMMISSIONERS OF THE FAYETTEVILLE PUBLIC WORKS COMMISSION THAT the ten-year Capital Improvement Program plan for Fiscal Years 2025-2034 is hereby adopted as the Commission’s long-range Capital Improvement Program plan.

ADOPTED this the 22nd day of May, 2024.

FAYETTEVILLE PUBLIC WORKS COMMISSION

Donald L. Porter, Chairman

ATTEST:

Ronna Rowe Garrett, Secretary

Water Resources CIP Planning Summary - Ten Years - May 22, 2024 - Exhibit A

REF #	PROJ #	PROJECT NAME	FY 2025	FY 2026	FY 2027	FY 2028	FY 2029	FY 30-34
(Dollars in thousands)								
WATER RESOURCES								
WS 1	CPR1000084	Land and Land Rights - Water	95	95	95	95	95	475
WS 2	CPR1000085	New Water Service Laterals and Water Main Extensio	700	722	744	766	789	4,316
WS 3	CPR1000086	Water Lateral Renewals (PWC Forces)	790	882	926	973	1,022	5,939
WS 4	CPR1000087	New Hydrant and Valve Installation	275	303	333	366	403	2,702
WS 5	CPR1000088	Water Distribution System Rehabilitation	5,285	5,435	5,985	4,735	7,107	28,013
WS 6	CPR1000095	Phase V Annexation - Water Main Extension	2,117	1,747	837	306	1,440	14,547
WS 7	CPR1000100	Replace Existing Water Mains not Encased Under Rail	0	0	0	1,100	1,100	1,100
WS 8	CPR1000289	Chicken Foot Road 16" Water Main Interconnect	0	0	1,840	0	0	0
WS 9	CPR1000407	West Fayetteville Pressure Zone Improvements	0	818	768	35	13,518	7,308
WS 10	CPR1000405	Cliffdale Road Transmission Water Main Improvemen	2,490	0	0	0	0	0
WS 11	CPR1000494	Yadkin Road Water Main Replacement	0	0	0	270	295	4,585
WS 12	CPR1000429	US HWY 401 North - Elevated Water Tank (Contract)	0	0	0	0	0	9,835
WS 13	CPR1000406	High Pressure Zone Transmission Water Main Improv	815	865	10,895	10,885	0	0
WS 14	CPR1000514	Water Improvements to serve the 401 N. Industrial S	390	1,560	0	0	0	0
WS 15	CPR1000532	GAC Facility for the Glenville Lake WTP	1,367	3,524	18,100	5,413	0	0
WS 16	CPR1000531	GAC Facility for the PO Hoffer WTP	2,655	5,765	28,767	13,434	0	0
WS 17	CPR1000458	PO Hoffer WTP / Glenville Lake WTP Reliability Impro	12,470	8,731	0	0	0	0
WS 18	CPR1000231	PO Hoffer WTF Capacity Expansion, Phase 2	0	0	60	11,160	45,770	17,430
WS 19	CPR1000232	PO Hoffer WTF Capacity Expansion, Phase 3 – Residu	0	45	19,625	13,073	0	0
WS 20	CPR1000456	Replace Standby Power Generator at the PO Hoffer W	2,850	2,055	0	0	0	0
WS 21	CPR1000096	Utility Improvements for City of Fayetteville Storm D	1,800	1,800	645	645	545	1,775
WS 22	CPR1000105	Utility Improvements for the Town of Hope Mills Stori	20	20	20	20	20	100
WS 23	CPR1000104	Utility Improvements for NCDOT Resurfacing and Sto	10	10	10	10	10	50
WS 24	CPR1000437	NC 59 Water Main Extension from Church St. to Parki	0	0	0	2,235	2,235	1,410
WS 25	CPR1000512	Replacement of Water Mains in Dams	0	0	0	0	0	3,370
WS 26	CPR1000552	Extend 16-inch water main from Claude Lee Road to	1,510	850	0	0	0	0
WS 27	CPR1000553	Replacement of Water Service Lines	0	0	0	0	1,030	36,150
WS 28	CPR1000554	Gray's Creek Water Main Extension	1,436	8,133	0	0	0	0
WS 29	CPR1000507	Ramsey Street Water Transmission Main Improvemen	1,180	4,085	14,000	3,479	0	0
WS 30	CPR1000562	Ramsey Street Water Transmission Main Improvemen	860	265	325	185	0	0
WS 31	CPR1000508	NCDOT U-6001 NC 59 Widening, Parkton Road to US	0	0	0	112	158	3,348
WS 32	CPR1000267	NCDOT U-4405 Raeford Rd Median Improv Hampton	230	335	10,660	235	13,705	45
WS 33	CPR1000372	NCDOT U-6073 Fisher Rd. from Strickland Bridge Rd.	518	443	75	155	7,042	0
WS 34	CPR1000348	NCDOT U-2519B A/BB Fayetteville Outer Loop from S	5,224	0	0	0	0	0
WS 35	CPR1000509	NCDOT W-5806(C) Rosehill Rd. Intersection Improve	1,334	0	0	0	0	0
WS 36	CPR1000306	NCDOT U-4900 Murchison Road Widening - Water	705	175	15,460	0	0	0
WS 37	CPR1000307	NCDOT U-5101(A) Shaw Rd to Stacey Weaver Dr Wic	272	235	610	530	155	11,330
WS 38	CPR1000308	NCDOT U-5798(A) - Gillis Hill Rd Widening - Water	3,745	0	0	0	0	0
WS 39	CPR1000478	NCDOT U-5798(B) - Gillis Hill Road Widening - Water	200	55	2,455	0	0	0
WS 40	CPR1000309	NCDOT U-3422 Camden Rd Widening - Water	270	22,870	0	0	0	0
WS 41	CPR1000399	NCDOT U-4709 Rockfish Road, Golfview Drive to NC	50	5,465	0	0	0	0
WS 42	CPR1000293	NCDOT U-4403(B) Ramsey Street Widening - Water	0	0	25	375	525	10,390
WS 43	CPR1000485	NCDOT U-4403(C) Ramsey Street Widening - Water	320	530	630	720	420	35,170
WS 44	CPR1000521	NCDOT BP6R006 New Culvert Over Branson Creek O	465	0	0	0	0	0
WS 45	CPR1000294	NCDOT U-4404 Cliffdale Road Widening - Water	0	0	110	210	30	5,180
WS 46	CPR1000114	NCDOT U-4414 All-American Freeway widening from	0	105	105	105	105	265
WS 47	CPR1000124	Land and Land Rights - Sewer	5	5	5	5	5	25
WS 48	CPR1000125	New Sewer Service Laterals and Sewer Main Extensic	555	583	612	642	674	3,916
WS 49	CPR1000126	Sewer Lateral Renewals (PWC Forces)	808	828	849	870	892	4,839
WS 50	CPR1000127	Sanitary Sewer Manhole Rehabilitation	2,500	2,500	3,000	2,500	3,000	17,500
WS 51	CPR1000128	Sanitary Sewer Main Rehabilitation	9,423	7,850	7,850	8,350	7,350	41,250
WS 52	CPR1000390	Lift Station Rehabilitation	600	600	750	750	750	2,350
WS 53	CPR1000442	Lift Station Electrical Upgrades	0	0	200	515	1,510	8,620
WS 54	CPR1000426	North Fayetteville Lift Station Upgrades - Phase 4	0	0	0	0	135	6,500
WS 55	CPR1000311	Longview Lift Station and Force Main Upgrade	1,570	540	0	0	0	0
WS 56	CPR1000498	Replace Lift Station #72 - Cypress Lakes #1	550	3,780	570	0	0	0
WS 57	CPR1000551	DAK/DTF Lift Station Upgrades	0	0	230	1,480	3,730	0

Water Resources CIP Planning Summary - Ten Years - May 22, 2024 - Exhibit A

REF #	PROJ #	PROJECT NAME	FY 2025	FY 2026	FY 2027	FY 2028	FY 2029	FY 30-34
(Dollars in thousands)								
WS 58	CPR1000130	Phase V Annexation	20,880	25,845	23,423	23,492	15,453	70,595
WS 59	CPR1000548	16-inch Aerial Crossing Replacement at Methodist Un	1,075	780	0	0	0	0
WS 60	CPR1000510	East Cole Street Sewer Aerial Crossing Replacement	0	0	0	0	0	1,472
WS 61	CPR1000443	Lamon Street Aerial Sewer Replacement	0	0	565	25	3,965	2,155
WS 62	CPR1000511	Replacement of Sewer Mains in Dams	0	0	0	0	0	5,230
WS 63	CPR1000446	McFadyen Lake Sewer Main Rehabilitation	0	0	0	0	1,120	2,585
WS 64	CPR1000139	Murchison Road Sewer Improvements, (Jasper St. to	1,230	0	0	70	2,530	3,030
WS 65	CPR1000393	Branson Creek Interceptor Replacement, Phase I	0	0	0	0	60	1,910
WS 66	CPR1000394	Branson Creek Interceptor Replacement, Phase II	0	0	0	0	0	3,690
WS 67	CPR1000447	Replacement of the Cross Creek Outfall, Greensboro	85	120	3,430	4,630	0	0
WS 68	CPR1000194	Line 54" Outfall - Research Drive to I-95	4,720	8,820	2,920	0	0	0
WS 69	CPR1000291	Line Beaver Creek Outfall, Phase II	0	0	0	50	5,850	0
WS 70	CPR1000143	Line the Beaver Creek Outfall, Phase III	0	0	0	0	0	7,300
WS 71	CPR1000195	Line 54" Outfall - I-95 to Claude Lee Road	0	0	50	6,650	0	0
WS 72	CPR1000378	Line Beaver Creek Outfall, Phase IV	0	0	0	0	0	7,900
WS 73	CPR1000449	Line 54-Inch Outfall, Claude Lee Road to Laurelwood	0	0	0	0	70	9,770
WS 74	CPR1000450	Line 54-Inch Outfall, Laurelwood Place to Special For	0	0	0	0	0	8,140
WS 75	CPR1000506	North Fayetteville Lift Station Upgrades - Phase 3	100	1,295	1,370	1,020	6,620	16,580
WS 76	CPR1000550	Line 54-Inch Outfall, Special Forces to NC 87	0	0	0	0	0	2,440
WS 77	CPR1000310	Big Rockfish Sanitary Sewer Outfall	10,980	9,619	5,416	0	0	0
WS 78	CPR1000427	Big Rockfish Sanitary Sewer Outfall - Lift Station Elim	3,059	8,205	3,525	0	0	0
WS 79	CPR1000527	Rehabilitation of the North Fayetteville 20-Inch Force	0	0	150	390	1,560	0
WS 80	CPR1000454	Cross Creek WRF Reliability Improvements	270	740	10,340	8,440	0	0
WS 81	CPR1000499	Cross Creek WRF Influent Pump Station and Pump St	9,205	8,374	0	0	0	0
WS 82	CPR1000324	Rockfish Creek WRF Expansion Phase 3	0	0	10,258	45,165	58,815	22,543
WS 83	CPR1000457	Replace Clarifier #3 Mechanism at the Rockfish Cree	350	160	0	0	0	0
WS 84	CPR1000513	Sanitary Sewer Improvements to serve the 401 N. Ir	655	2,580	1,580	0	0	0
WS 85	CPR1000141	Utility Improvements for City of Fayetteville Storm D	600	735	190	190	520	750
WS 86	CPR1000155	Utility Improvements for the Town of Hope Mills Stor	20	20	20	20	20	100
WS 87	CPR1000154	Utility Improvements for NCDOT Resurfacing and Sto	10	10	10	10	10	50
WS 88	CPR1000268	NCDOT U-4405 Raeford Rd Median Improv Hampton	90	115	690	100	15,515	20
WS 89	CPR1000380	NCDOT U-6073 Fisher Rd. from Strickland Bridge Rd.	105	90	75	50	1,775	0
WS 90	CPR1000350	NCDOT U-2519B A/BB Fayetteville Outer Loop from S	45	0	0	0	0	0
WS 91	CPR1000314	NCDOT U-4900 Murchison Road Widening - Sewer	235	45	5,770	0	0	0
WS 92	CPR1000315	NCDOT U-5101(A) Shaw Rd Widening - Sewer	65	95	206	156	45	2,738
WS 93	CPR1000316	NCDOT U-5798(A) - Gillis Hill Rd Widening - Sewer	806	0	0	0	0	0
WS 94	CPR1000317	NCDOT U-3422 Camden Rd Widening - Sewer	70	1,320	0	0	0	0
WS 95	CPR1000398	NCDOT U-4709 Rockfish Road, Golfview Drive to NC !	16	870	0	0	0	0
WS 96	CPR1000312	NCDOT U-4403(B) Ramsey Street Widening - Sewer	0	0	15	215	215	6,675
WS 97	CPR1000487	NCDOT U-4403(C) Ramsey Street Widening - Sewer	220	270	80	220	170	4,080
WS 98	CPR1000313	NCDOT U-4404 Cliffdale Road Widening - Sewer	0	0	55	80	80	2,095
WS 99	CPR1000165	NCDOT U-4414 All-American Freeway widening from	0	30	30	30	30	90
TOTAL WATER RESOURCES PROJECTS			123,350	164,747	218,339	177,742	229,988	471,771

Fayetteville Public Works Commission

Cash Flow Statement for April 2024

General Fund Bank Account

Beginning Balance as of 4/01/2024

\$123,254,244.80

Number of Transactions

Utility Receipts:

Customer Service Business Center	4,457	\$	1,728,975.91
WF Lockbox	13,551	\$	4,860,107.58
Kiosk Checks / Cash	483	\$	92,711.47
Drafts	22,300	\$	5,190,015.83
Bill2Pay	65,152	\$	12,338,348.35
AdComp (Kiosk Credit Cards)	313	\$	72,135.05
Western Union	2,821	\$	476,187.83
E-Box	9,283	\$	1,918,645.61
Receivables via ACH Wire	596	\$	3,213,351.69
Miscellaneous Receipts	57	\$	11,030,829.53
Total Utility & Miscellaneous Receipts		\$	40,921,308.85

Investments:

Investments Matured: GF CD	0	\$	-
Investments Matured: GF	2	\$	5,130,000.00
Investment Matured: Gen Fuel	0	\$	-
Investments Matured: WRSF	0	\$	-
Investments Matured: Rate Stabilization - Electric	0	\$	-
Investments Matured: Annex	0	\$	-
Investments Matured: NCDOT	0	\$	-
Investment Interest Receipts: GF	14	\$	125,073.75
Investment Interest Receipts: GF Debt Service	0	\$	-
Investment Interest Receipts: Gen Fuel	0	\$	-
Investment Interest Receipts: ERSF	0	\$	-
Investment Interest Receipts: WRSF	0	\$	-
Investment Interest Receipts: Annex	0	\$	-
Investment Interest Receipts: NCDOT	0	\$	-

Total Investment Receipts \$ **5,255,073.75**

Grand Total of Receipts \$ **46,176,382.60**

Vendor ACH Payments Issued	425	\$	(22,556,875.47)
Employee Reimbursements	53	\$	(16,216.50)
Accounts Payable Checks Issued	643	\$	(982,552.76)
Commercial Credit Card Payments	56	\$	(169,336.60)
HSF Vendor Payments	5	\$	(15,467.28)
Investments Purchased: GF	11	\$	(15,757,721.96)
Investments Purchased: GF Debt Service	0	\$	-
Investments Purchased: ERSF/WRSF	0	\$	-
Investments Purchased: Annex Reserve	0	\$	-
Investments Purchased: NCDOT	0	\$	-
Vendor Services Wired Payments	36	\$	(3,571,731.53)
Transfers: NCCMT GF	0	\$	-
Transfers: WF TPA Health Account	2	\$	(1,000,000.00)
Transfers: TPA Workers Comp Account	0	\$	-
Transfers: BONY	1	\$	(10,000,000.00)
Transfers: HSF Account	0	\$	-
Returned Checks	16	\$	(2,825.07)
Returned Drafts	110	\$	(21,986.04)
Returned Bill2Pay	669	\$	(200,430.64)
Returned E-Box	4	\$	(2,296.97)
Returned Western Union	0	\$	-
Returned AdComp	0	\$	-
Payroll	2	\$	(3,105,058.74)

Total Disbursements \$ **(57,402,499.56)**

Ending 04/30/2024

\$ **112,028,127.84**

General Fund Bank Account

Total	\$ (20,917,732.26)
--------------	---------------------------

**Public Works Commission
Bad Debt Report**

Reporting Period: Apr-24
Dates Covered: Jan-24

Beginning Net YTD Bad Debt Writeoffs	798,789.41
Amount to Bad Debt this Period	120,150.62
Recovered this Period	(69,610.71)
Ending Net YTD Bad Debt Writeoffs	849,329.32
Total Accounts Written off this Period	407

ANALYSIS OF UNCOLLECTABLE ACCOUNTS:

RESIDENTIAL ACCOUNTS:

244	Accounts \$250.00 or less	23,003.25
94	Accounts \$250.01 to \$500.00	32,431.56
58	Accounts OVER \$500.00	59,659.08
396	TOTAL RESIDENTIAL:	115,093.89

NON RESIDENTIAL ACCOUNTS:

8	Accounts \$500.00 or less	1,227.25
3	Accounts over \$500.00	3,829.48
11	TOTAL NON RESIDENTIAL:	5,056.73

Approved to be placed in the uncollectibles:


Rhonda HASKINS (May 14, 2024 11:56 EDT)

Rhonda Haskins, CFO

Public Works Commission
Bad Debt Report

Reporting Period: Apr-24
Dates Covered: Jan-24

List of Residential Accounts over \$500.00 4/1/2024

1	505.73	20	697.48	39	1,048.28
2	507.50	21	710.56	40	1,061.00
3	509.29	22	720.40	41	1,076.07
4	510.60	23	721.36	42	1,088.78
5	515.99	24	737.44	43	1,107.40
6	516.29	25	739.54	44	1,121.27
7	521.40	26	767.20	45	1,123.05
8	533.46	27	804.31	46	1,239.23
9	541.33	28	809.97	47	1,297.54
10	557.94	29	814.98	48	1,368.73
11	562.09	30	845.58	49	1,425.03
12	577.97	31	859.16	50	1,449.89
13	589.37	32	869.71	51	1,575.19
14	595.68	33	875.36	52	1,809.94
15	605.90	34	893.97	53	1,824.12
16	615.92	35	939.94	54	1,834.44
17	648.41	36	947.02	55	2,160.48
18	664.00	37	951.26	56	2,241.75
19	676.35	38	978.08	57	3,647.03
				58	3,721.32

59,659.08

List of Non Residential Accounts over \$500.00

1	634.32
2	1,471.31
3	1,723.85

3,829.48



**Fayetteville PWC Investments
Portfolio Management
Portfolio Summary
April 30, 2024**

Fayetteville PWC
955 Old Wilmington Road
Fayetteville, NC 28301

Investments	Par Value	Market Value	Book Value	% of Portfolio	Term	Days to Maturity	YTM 360 Equiv.	YTM 365 Equiv.
Federal Agency Coupon Securities	149,045,000.00	139,418,166.64	148,691,628.82	30.32	2,064	1,130	2.009	2.037
NCCMT Government	304,234,651.59	304,234,651.59	304,234,651.59	62.04	1	1	5.158	5.229
Wells Fargo Interest-Bearing Ckg	37,486,996.95	37,486,996.95	37,486,996.95	7.64	1	1	1.992	2.020
	490,766,648.54	481,139,815.18	490,413,277.36	100.00%	627	343	3.961	4.016

Investments

Total Earnings	April 30 Month Ending	Fiscal Year To Date
Current Year	1,624,017.99	12,206,610.48
Average Daily Balance	489,194,240.58	411,288,032.00
Effective Rate of Return	4.04%	3.55%

R. Haskins May 9, 2024
Rhonda HASKINS (May 9, 2024 16:32 EDT)
Rhonda Haskins, Chief Financial Officer

Reporting period 04/01/2024-04/30/2024

Run Date: 05/02/2024 - 13:21

Portfolio INVT
AP
PM (PRF_PM1) 7.3.0
Report Ver. 7.3.7

Fayetteville PWC Investments
Portfolio Management
Portfolio Details with Earnings - Investments
April 30, 2024

Page 1

CUSIP	Investment #	Issuer	Average Balance	Purchase Date	Par Value	Market Value	Book Value	Current Rate	Days To Maturity	YTM	Accrued Interest	Unrealized Gain/Loss	Maturity Date
Federal Agency Coupon Securities													
3133ELEH3	200114	FFCB		12/30/2019	1,400,000.00	1,241,140.60	1,396,385.07	2.000	1692	2.061	10,344.44	-155,244.47	12/18/2028
3133ELEH3	200115	FFCB		12/30/2019	600,000.00	531,917.40	598,450.74	2.000	1692	2.061	4,433.33	-66,533.34	12/18/2028
3133ELD84	200147	FFCB		06/03/2020	2,100,000.00	1,687,633.50	2,100,000.00	1.280	2224	1.280	11,050.67	-412,366.50	06/03/2030
3133ELD84	200148	FFCB		06/03/2020	900,000.00	723,271.50	900,000.00	1.280	2224	1.280	4,736.00	-176,728.50	06/03/2030
3133ELC28	200149	FFCB		06/08/2020	2,100,000.00	2,000,031.60	2,098,897.60	0.730	391	0.780	6,557.83	-98,866.00	05/27/2025
3133ELC28	200150	FFCB		06/08/2020	900,000.00	857,156.40	899,527.54	0.730	391	0.780	2,810.50	-42,371.14	05/27/2025
3133ELC85	200151	FFCB		06/08/2020	2,100,000.00	1,921,466.40	2,097,448.53	0.820	756	0.880	7,366.33	-175,982.13	05/27/2026
3133ELC85	200152	FFCB		06/08/2020	900,000.00	823,485.60	898,906.51	0.820	756	0.880	3,157.00	-75,420.91	05/27/2026
3133ELB86	200153	FFCB		06/08/2020	1,400,000.00	1,134,334.60	1,395,735.65	1.400	2218	1.454	8,330.00	-261,401.05	05/28/2030
3133ELB86	200154	FFCB		06/08/2020	600,000.00	486,143.40	598,172.42	1.400	2218	1.454	3,570.00	-112,029.02	05/28/2030
3133ELA20	200155	FFCB		06/08/2020	1,400,000.00	1,203,234.20	1,396,424.34	1.060	1486	1.125	6,389.44	-193,190.14	05/26/2028
3133ELA20	200156	FFCB		06/08/2020	600,000.00	515,671.80	598,467.57	1.060	1486	1.125	2,738.33	-82,795.77	05/26/2028
3133ELQ49	210000	FFCB		07/01/2020	2,100,000.00	1,993,863.90	2,099,559.81	0.700	425	0.718	4,940.83	-105,695.91	06/30/2025
3133ELQ49	210001	FFCB		07/01/2020	900,000.00	854,513.10	899,811.35	0.700	425	0.718	2,117.50	-45,298.25	06/30/2025
3133ELQ56	210002	FFCB		07/02/2020	2,100,000.00	2,082,458.70	2,099,928.83	0.570	62	0.590	3,956.75	-17,470.13	07/02/2024
3133ELQ56	210003	FFCB		07/02/2020	900,000.00	892,482.30	899,969.50	0.570	62	0.590	1,695.75	-7,487.20	07/02/2024
3133EL3Y8	210025	FFCB		08/26/2020	1,330,200.00	1,203,200.46	1,329,236.19	0.670	834	0.695	1,930.72	-126,035.73	08/13/2026
3133EL3Y8	210026	FFCB		08/26/2020	570,000.00	515,657.34	569,672.65	0.670	834	0.695	827.45	-54,015.31	08/13/2026
3133ELPV0	210048	FFCB		10/20/2020	1,193,500.00	1,086,884.64	1,219,232.32	1.530	1035	0.750	2,992.73	-132,347.68	03/02/2027
3133ELPV0	210049	FFCB		10/20/2020	511,500.00	465,807.71	522,528.14	1.530	1035	0.750	1,282.63	-56,720.43	03/02/2027
3133ELMB7	210066	FFCB		11/23/2020	1,750,000.00	1,499,158.50	1,811,949.17	2.120	2106	1.460	8,862.78	-312,790.67	02/05/2030
3133ELMB7	210067	FFCB		11/23/2020	750,000.00	642,496.50	776,549.64	2.120	2106	1.460	3,798.33	-134,053.14	02/05/2030
3133EMRD6	210087	FFCB		02/26/2021	1,050,000.00	880,558.35	1,037,378.05	1.140	1752	1.406	2,493.75	-156,819.70	02/16/2029
3133EMRD6	210088	FFCB		02/26/2021	450,000.00	377,382.15	444,590.59	1.140	1752	1.406	1,068.75	-67,208.44	02/16/2029
3133EMQG0	210106	FFCB		06/03/2021	2,040,500.00	1,963,932.28	2,036,909.17	0.320	285	0.549	1,469.16	-72,976.89	02/10/2025
3133EMQG0	210107	FFCB		06/03/2021	874,500.00	841,685.26	872,961.07	0.320	285	0.549	629.64	-31,275.81	02/10/2025
3133EMN65	220018	FFCB		08/02/2021	2,100,000.00	1,785,987.00	2,106,861.42	1.610	1892	1.542	10,800.42	-320,874.42	07/06/2029
3133EMN65	220019	FFCB		08/02/2021	900,000.00	765,423.00	902,940.61	1.610	1892	1.542	4,628.75	-137,517.61	07/06/2029
3133EMWN8	220022	FFCB		08/26/2021	1,050,000.00	900,722.55	1,054,364.46	1.700	1814	1.610	595.00	-153,641.91	04/19/2029
3133EMWN8	220023	FFCB		08/26/2021	450,000.00	386,023.95	451,870.48	1.700	1814	1.610	255.00	-65,846.53	04/19/2029
3133EMVH2	220031	FFCB		09/15/2021	700,000.00	617,343.30	702,486.17	1.570	1435	1.474	793.72	-85,142.87	04/05/2028
3133EMVH2	220032	FFCB		09/15/2021	300,000.00	264,575.70	301,065.50	1.570	1435	1.474	340.17	-36,489.80	04/05/2028
3133EM5X6	220035	FFCB		09/23/2021	700,000.00	686,290.50	699,917.17	0.430	145	0.460	317.72	-13,626.67	09/23/2024
3133EM5X6	220036	FFCB		09/23/2021	300,000.00	294,124.50	299,964.50	0.430	145	0.460	136.17	-5,840.00	09/23/2024
3133ENEJ5	220048	FFCB		11/18/2021	1,400,000.00	1,365,918.40	1,399,706.32	0.875	201	0.913	5,546.53	-33,787.92	11/18/2024
3133ENEJ5	220049	FFCB		11/18/2021	600,000.00	585,393.60	599,874.14	0.875	201	0.913	2,377.08	-14,480.54	11/18/2024

Portfolio INVT

AP

PM (PRF_PM8) 7.3.0

Run Date: 05/02/2024 - 13:21

Report Ver. 7.3.7

Fayetteville PWC Investments
Portfolio Management
Portfolio Details with Earnings - Investments
April 30, 2024

Page 2

CUSIP	Investment #	Issuer	Average Balance	Purchase Date	Par Value	Market Value	Book Value	Current Rate	Days To Maturity	YTM	Accrued Interest	Unrealized Gain/Loss	Maturity Date
Federal Agency Coupon Securities													
3133ENEM8	220054	FFCB		11/23/2021	3,000,000.00	2,735,412.00	2,998,521.73	1.430	936	1.450	18,828.33	-263,109.73	11/23/2026
3133ENEM8	220055	FFCB		11/23/2021	1,000,000.00	911,804.00	999,507.24	1.430	936	1.450	6,276.11	-87,703.24	11/23/2026
3133ENEM8	220056	FFCB		11/23/2021	700,000.00	638,262.80	699,655.07	1.430	936	1.450	4,393.28	-61,392.27	11/23/2026
3133ENEM8	220057	FFCB		11/23/2021	300,000.00	273,541.20	299,852.17	1.430	936	1.450	1,882.83	-26,310.97	11/23/2026
3133ENZP8	230011	FFCB		07/13/2022	1,050,000.00	1,013,877.90	1,050,000.00	4.900	2981	4.899	17,435.83	-36,122.10	06/29/2032
3133ENZP8	230012	FFCB		07/13/2022	450,000.00	434,519.10	450,000.00	4.900	2981	4.899	7,472.50	-15,480.90	06/29/2032
3133EPT8	240000	FFCB		08/21/2023	1,050,000.00	1,045,039.80	1,050,000.00	5.680	2303	5.680	11,596.67	-4,960.20	08/21/2030
3133EPT8	240001	FFCB		08/21/2023	450,000.00	447,874.20	450,000.00	5.680	2303	5.680	4,970.00	-2,125.80	08/21/2030
3133EPUX1	240002	FFCB		09/05/2023	1,750,000.00	1,741,377.75	1,750,000.00	5.360	1588	5.360	14,591.11	-8,622.25	09/05/2028
3133EPUX1	240003	FFCB		09/05/2023	750,000.00	746,304.75	750,000.00	5.360	1588	5.360	6,253.33	-3,695.25	09/05/2028
3133EPVB8	240006	FFCB		09/06/2023	1,750,000.00	1,743,050.75	1,749,206.63	5.700	2318	5.708	15,516.67	-6,155.88	09/05/2030
3133EPVB8	240007	FFCB		09/06/2023	750,000.00	747,021.75	749,659.98	5.700	2318	5.708	6,650.00	-2,638.23	09/05/2030
3133EPNF8	240008	FFCB		09/07/2023	1,400,000.00	1,385,409.20	1,390,801.64	4.820	783	5.150	23,992.89	-5,392.44	06/23/2026
3133EPNF8	240009	FFCB		09/07/2023	600,000.00	593,746.80	596,057.84	4.820	783	5.150	10,282.67	-2,311.04	06/23/2026
3133EPVS1	240014	FFCB		09/15/2023	1,050,000.00	1,040,359.95	1,050,000.00	5.290	1232	5.290	7,097.42	-9,640.05	09/15/2027
3133EPVS1	240015	FFCB		09/15/2023	450,000.00	445,868.55	450,000.00	5.290	1232	5.290	3,041.75	-4,131.45	09/15/2027
3133ENUV0	240018	FFCB		10/05/2023	1,050,000.00	965,893.95	953,701.82	4.000	2910	5.455	1,400.00	12,192.13	04/19/2032
3133ENUV0	240019	FFCB		10/05/2023	450,000.00	413,954.55	408,729.35	4.000	2910	5.455	600.00	5,225.20	04/19/2032
3133EPYX7	240020	FFCB		10/24/2023	700,000.00	703,466.40	697,345.44	6.490	3463	6.545	883.36	6,120.96	10/24/2033
3133EPYX7	240021	FFCB		10/24/2023	300,000.00	301,485.60	298,862.33	6.490	3463	6.545	378.58	2,623.27	10/24/2033
3133ERBA8	240029	FFCB		04/15/2024	3,000,000.00	2,977,851.00	3,000,000.00	4.840	1079	4.840	6,453.33	-22,149.00	04/15/2027
3133ERBJ9	240030	FFCB		04/15/2024	2,000,000.00	1,992,880.00	1,996,128.00	4.875	714	4.980	4,333.33	-3,248.00	04/15/2026
313381FD2	200006	FHLB		07/11/2019	3,500,000.00	3,224,140.50	3,522,830.06	2.500	1318	2.300	34,270.83	-298,689.56	12/10/2027
313381FD2	200007	FHLB		07/11/2019	1,500,000.00	1,381,774.50	1,509,784.31	2.500	1318	2.300	14,687.50	-128,009.81	12/10/2027
3130AJNT2	200159	FHLB		06/10/2020	2,100,000.00	1,861,284.60	2,096,560.06	1.070	1129	1.125	9,175.25	-235,275.46	06/04/2027
3130AJNT2	200160	FHLB		06/10/2020	900,000.00	797,693.40	898,525.74	1.070	1129	1.125	3,932.25	-100,832.34	06/04/2027
3130A2VE3	210019	FHLB		08/19/2020	735,000.00	702,000.71	774,285.68	3.000	863	0.685	3,062.50	-72,284.97	09/11/2026
3130A2VE3	210020	FHLB		08/19/2020	315,000.00	300,857.45	331,836.72	3.000	863	0.685	1,312.50	-30,979.27	09/11/2026
3130AJXH7	210027	FHLB		08/26/2020	2,100,000.00	1,834,232.40	2,097,123.56	0.825	1203	0.867	3,561.25	-262,891.16	08/17/2027
3130AJXH7	210028	FHLB		08/26/2020	900,000.00	786,099.60	898,767.24	0.825	1203	0.867	1,526.25	-112,667.64	08/17/2027
3130AK2B1	210034	FHLB		09/08/2020	1,400,000.00	1,242,425.80	1,399,231.94	0.800	1041	0.819	1,648.89	-156,806.14	03/08/2027
3130AK2B1	210035	FHLB		09/08/2020	600,000.00	532,468.20	599,670.83	0.800	1041	0.819	706.67	-67,202.63	03/08/2027
3130AHY49	210053	FHLB		11/02/2020	700,000.00	644,345.10	711,651.93	2.000	1001	1.363	3,655.56	-67,306.83	01/27/2027
3130AHY49	210054	FHLB		11/02/2020	300,000.00	276,147.90	304,993.68	2.000	1001	1.363	1,566.67	-28,845.78	01/27/2027
3130AKFA9	210068	FHLB		12/07/2020	2,100,000.00	1,945,440.00	2,095,820.71	0.375	590	0.500	3,040.63	-150,380.71	12/12/2025
3130AKFA9	210069	FHLB		12/07/2020	900,000.00	833,760.00	898,208.88	0.375	590	0.500	1,303.13	-64,448.88	12/12/2025

Portfolio INVT

AP

PM (PRF_PM8) 7.3.0

Fayetteville PWC Investments
Portfolio Management
Portfolio Details with Earnings - Investments
April 30, 2024

Page 3

CUSIP	Investment #	Issuer	Average Balance	Purchase Date	Par Value	Market Value	Book Value	Current Rate	Days To Maturity	YTM	Accrued Interest	Unrealized Gain/Loss	Maturity Date
Federal Agency Coupon Securities													
3130AKNA0	210083	FHLB		01/26/2021	1,400,000.00	1,302,539.00	1,400,000.00	0.750	635	0.525	2,770.83	-97,461.00	01/26/2026
3130AKNA0	210084	FHLB		01/26/2021	600,000.00	558,231.00	600,000.00	0.750	635	0.525	1,187.50	-41,769.00	01/26/2026
3130ALER1	210085	FHLB		02/26/2021	1,050,000.00	893,495.40	1,042,443.03	1.125	1577	1.300	196.94	-148,947.63	08/25/2028
3130ALER1	210086	FHLB		02/26/2021	450,000.00	382,926.60	446,761.30	1.125	1577	1.300	84.69	-63,834.70	08/25/2028
3130AMAD4	210097	FHLB		05/12/2021	1,400,000.00	1,268,412.60	1,398,711.72	1.100	925	1.137	7,229.44	-130,299.12	11/12/2026
3130AMAD4	210098	FHLB		05/12/2021	600,000.00	543,605.40	599,447.88	1.100	925	1.137	3,098.33	-55,842.48	11/12/2026
3130AMFJ6	210101	FHLB		05/17/2021	1,050,000.00	953,008.35	1,050,000.00	1.250	1111	1.083	5,979.17	-96,991.65	05/17/2027
3130AMFJ6	210102	FHLB		05/17/2021	450,000.00	408,432.15	450,000.00	1.250	1111	1.083	2,562.50	-41,567.85	05/17/2027
3130AMJ86	210104	FHLB		05/27/2021	1,050,000.00	878,956.05	1,050,000.00	1.500	2582	1.375	6,737.50	-171,043.95	05/27/2031
3130AMJ86	210105	FHLB		05/27/2021	450,000.00	376,695.45	450,000.00	1.500	2582	2.076	2,887.50	-73,304.55	05/27/2031
3130ALCP7	210108	FHLB		06/17/2021	1,750,000.00	1,717,691.50	1,748,757.70	0.280	132	0.479	694.17	-31,066.20	09/10/2024
3130ALCP7	210109	FHLB		06/17/2021	750,000.00	736,153.50	749,467.58	0.280	132	0.479	297.50	-13,314.08	09/10/2024
3130A8HK2	210110	FHLB		06/18/2021	1,400,000.00	1,393,740.60	1,402,211.24	1.750	44	0.418	9,323.61	-8,470.64	06/14/2024
3130A8HK2	210111	FHLB		06/18/2021	600,000.00	597,317.40	600,947.67	1.750	44	0.418	3,995.83	-3,630.27	06/14/2024
3130AMSF0	220000	FHLB		07/01/2021	1,400,000.00	1,388,970.80	1,399,799.94	0.400	58	0.491	1,913.33	-10,829.14	06/28/2024
3130AMSF0	220001	FHLB		07/01/2021	600,000.00	595,273.20	599,914.26	0.400	58	0.491	820.00	-4,641.06	06/28/2024
3130AMZG0	220005	FHLB		07/15/2021	700,000.00	653,362.50	700,000.00	1.250	805	0.950	-48.61	-46,637.50	07/15/2026
3130AMZG0	220006	FHLB		07/15/2021	300,000.00	280,012.50	300,000.00	1.250	805	0.950	1,104.17	-19,987.50	07/15/2026
3130ANCS7	220012	FHLB		07/28/2021	1,050,000.00	936,992.70	1,050,000.00	1.000	1549	0.892	2,712.50	-113,007.30	07/28/2028
3130ANCS7	220013	FHLB		07/28/2021	450,000.00	401,568.30	450,000.00	1.000	1549	0.892	1,162.50	-48,431.70	07/28/2028
3130ANA91	220014	FHLB		07/30/2021	700,000.00	668,640.70	699,981.46	0.625	362	0.627	1,130.21	-31,340.76	04/28/2025
3130ANA91	220015	FHLB		07/30/2021	300,000.00	286,560.30	299,992.05	0.625	362	0.627	484.38	-13,431.75	04/28/2025
3130ANAZ3	220016	FHLB		07/30/2021	1,085,000.00	1,036,414.79	1,085,000.00	0.600	362	0.600	1,681.75	-48,585.21	04/28/2025
3130ANAZ3	220017	FHLB		07/30/2021	465,000.00	444,177.77	465,000.00	0.600	362	0.600	720.75	-20,822.23	04/28/2025
3130ANP20	220024	FHLB		08/26/2021	1,050,000.00	867,284.25	1,050,000.00	1.500	2673	1.400	2,843.75	-182,715.75	08/26/2031
3130ANP20	220025	FHLB		08/26/2021	450,000.00	371,693.25	450,000.00	1.500	2673	1.400	1,218.75	-78,306.75	08/26/2031
3130ANHD5	220026	FHLB		08/26/2021	770,000.00	719,024.46	770,000.00	1.200	847	0.930	1,668.33	-50,975.54	08/26/2026
3130ANHD5	220027	FHLB		08/26/2021	330,000.00	308,153.34	330,000.00	1.200	847	0.930	715.00	-21,846.66	08/26/2026
3130ANUG3	220033	FHLB		09/15/2021	910,000.00	830,368.63	910,000.00	1.150	867	1.020	1,337.19	-79,631.37	09/15/2026
3130ANUG3	220034	FHLB		09/15/2021	390,000.00	355,872.27	390,000.00	1.150	867	1.020	573.08	-34,127.73	09/15/2026
3130A7BA2	220095	FHLB		03/11/2022	700,000.00	666,460.20	704,560.21	2.375	681	2.010	2,216.67	-38,100.01	03/13/2026
3130A7BA2	220096	FHLB		03/11/2022	300,000.00	285,625.80	301,954.37	2.375	681	2.010	950.00	-16,328.57	03/13/2026
3130AR4Y4	220097	FHLB		03/16/2022	700,000.00	662,374.30	700,000.00	2.180	684	2.180	1,907.50	-37,625.70	03/16/2026
3130AR4Y4	220098	FHLB		03/16/2022	300,000.00	283,874.70	300,000.00	2.180	684	2.180	817.50	-16,125.30	03/16/2026
3130ASHK8	230003	FHLB		07/07/2022	2,000,000.00	1,994,254.00	2,000,400.63	3.125	44	2.950	23,784.72	-6,146.63	06/14/2024
3130ASHK8	230004	FHLB		07/07/2022	1,400,000.00	1,395,977.80	1,400,280.44	3.125	44	2.950	16,649.31	-4,302.64	06/14/2024

Portfolio INVT

AP

PM (PRF_PMB) 7.3.0

Fayetteville PWC Investments
Portfolio Management
Portfolio Details with Earnings - Investments
April 30, 2024

Page 4

CUSIP	Investment #	Issuer	Average Balance	Purchase Date	Par Value	Market Value	Book Value	Current Rate	Days To Maturity	YTM	Accrued Interest	Unrealized Gain/Loss	Maturity Date
Federal Agency Coupon Securities													
3130ASHK8	230005	FHLB		07/07/2022	600,000.00	598,276.20	600,120.19	3.125	44	2.950	7,135.42	-1,843.99	06/14/2024
3130ATF69	230028	FHLB		09/27/2022	700,000.00	698,677.70	700,000.00	4.250	57	4.253	2,809.72	-1,322.30	06/27/2024
3130ATF69	230029	FHLB		09/27/2022	300,000.00	299,433.30	300,000.00	4.250	57	4.253	1,204.17	-566.70	06/27/2024
3130AVYE6	230035	FHLB		06/20/2023	2,100,000.00	2,088,216.90	2,092,530.38	5.375	1490	5.474	47,344.79	-4,313.48	05/30/2028
3130AVYE6	230036	FHLB		06/20/2023	900,000.00	894,950.10	896,798.74	5.375	1490	5.474	20,290.63	-1,848.64	05/30/2028
3130AWGB0	230037	FHLB		06/28/2023	1,050,000.00	1,044,515.85	1,050,000.00	5.750	3345	5.750	20,628.13	-5,484.15	06/28/2033
3130AWGB0	230038	FHLB		06/28/2023	450,000.00	447,649.65	450,000.00	5.750	3345	5.750	8,840.63	-2,350.35	06/28/2033
3130AWYL8	240004	FHLB		09/06/2023	1,050,000.00	1,045,554.30	1,049,908.77	5.830	1580	5.831	10,712.63	-4,354.47	08/28/2028
3130AWYL8	240005	FHLB		09/06/2023	450,000.00	448,094.70	449,960.90	5.830	1580	5.831	4,591.13	-1,866.20	08/28/2028
3130APGX7	240012	FHLB		09/11/2023	350,000.00	302,086.40	305,962.58	1.530	1639	4.720	74.38	-3,876.18	10/26/2028
3130APGX7	240013	FHLB		09/11/2023	150,000.00	129,465.60	131,126.82	1.530	1639	4.720	31.88	-1,661.22	10/26/2028
3130AXLG1	240022	FHLB		10/27/2023	350,000.00	347,783.10	350,000.00	6.300	3466	6.300	245.00	-2,216.90	10/27/2033
3130AXLG1	240023	FHLB		10/27/2023	150,000.00	149,049.90	150,000.00	6.300	3466	6.300	105.00	-950.10	10/27/2033
3130AXLY2	240024	FHLB		11/06/2023	700,000.00	700,191.10	700,000.00	6.480	2380	6.480	22,050.00	191.10	11/06/2030
3130AXLY2	240025	FHLB		11/06/2023	300,000.00	300,081.90	300,000.00	6.480	2380	6.480	9,450.00	81.90	11/06/2030
3130BOWC9	240026	FHLB		04/12/2024	1,000,000.00	993,826.00	1,000,000.00	5.100	2534	5.100	2,691.67	-6,174.00	04/09/2031
3130BOWC9	240027	FHLB		04/12/2024	1,000,000.00	993,826.00	1,000,000.00	5.100	2534	0.000	2,691.67	-6,174.00	04/09/2031
3130B0ST7	240028	FHLB		04/15/2024	2,000,000.00	1,987,850.00	1,992,589.09	5.000	1351	5.113	4,444.45	-4,739.09	01/12/2028
3130B0WB1	240031	FHLB		04/16/2024	1,000,000.00	991,029.00	1,000,000.00	5.000	1629	5.000	2,083.33	-8,971.00	10/16/2028
3130B0WB1	240032	FHLB		04/16/2024	2,000,000.00	1,982,058.00	2,000,000.00	5.000	1629	5.000	4,166.67	-17,942.00	10/16/2028
3130B03Q0	240033	FHLB		04/12/2024	600,000.00	582,195.60	587,750.91	4.375	2508	4.725	1,385.41	-5,555.31	03/14/2031
3130AMPE6	240034	FHLB		04/19/2024	1,000,000.00	879,734.00	883,991.90	1.500	2042	0.000	500.01	-4,257.90	12/03/2029
3130AMPE6	240035	FHLB		04/19/2024	1,000,000.00	879,734.00	883,991.90	1.500	2042	0.000	500.00	-4,257.90	12/03/2029
3130APQ81	240036	FHLB		04/24/2024	1,425,000.00	1,392,756.53	1,393,572.43	1.000	191	0.000	277.09	-815.90	11/08/2024
3134GWC38	210032	FHLMC		09/02/2020	1,400,000.00	1,361,537.80	1,400,000.00	0.480	215	0.480	1,101.33	-38,462.20	12/02/2024
3134GWC38	210033	FHLMC		09/02/2020	600,000.00	583,516.20	600,000.00	0.480	215	0.480	472.00	-16,483.80	12/02/2024
3134GWC53	210040	FHLMC		09/15/2020	1,400,000.00	1,316,911.40	1,400,000.00	0.650	502	0.650	1,162.78	-83,088.60	09/15/2025
3134GWC53	210041	FHLMC		09/15/2020	600,000.00	564,390.60	600,000.00	0.650	502	0.650	498.33	-35,609.40	09/15/2025
3134GWUC8	210058	FHLMC		11/03/2020	2,660,000.00	2,463,449.94	2,656,138.92	0.500	608	0.588	1,145.28	-192,688.98	12/30/2025
3134GWUC8	210059	FHLMC		11/03/2020	1,140,000.00	1,055,764.26	1,138,345.25	0.500	608	0.588	490.83	-82,580.99	12/30/2025
3134GXFM1	210070	FHLMC		12/09/2020	2,100,000.00	1,911,699.30	2,100,000.00	0.650	769	0.650	5,384.17	-188,300.70	06/09/2026
3134GXFM1	210071	FHLMC		12/09/2020	900,000.00	819,299.70	900,000.00	0.650	769	0.650	2,307.50	-80,700.30	06/09/2026
3134GWND4	220050	FHLMC		11/22/2021	1,400,000.00	1,318,821.00	1,391,759.11	0.600	468	1.070	1,843.33	-72,938.11	08/12/2025
3134GWND4	220051	FHLMC		11/22/2021	600,000.00	565,209.00	596,468.19	0.600	468	1.070	790.00	-31,259.19	08/12/2025
3135GA4W8	210064	FNMA		11/18/2020	1,540,000.00	1,482,690.44	1,539,942.22	0.500	293	0.504	1,561.39	-57,251.78	02/18/2025
3135GA4W8	210065	FNMA		11/18/2020	660,000.00	635,438.76	659,975.24	0.500	293	0.504	669.17	-24,536.48	02/18/2025

Portfolio INVT
AP
PM (PRF_PM8) 7.3.0

Fayetteville PWC Investments
Portfolio Management
Portfolio Details with Earnings - Investments
April 30, 2024

Page 5

CUSIP	Investment #	Issuer	Average Balance	Purchase Date	Par Value	Market Value	Book Value	Current Rate	Days To Maturity	YTM	Accrued Interest	Unrealized Gain/Loss	Maturity Date
Federal Agency Coupon Securities													
3135GABU4	210075	FNMA		12/15/2020	2,000,000.00	1,979,218.00	2,000,000.00	0.350	75	0.350	2,061.11	-20,782.00	07/15/2024
Subtotal and Average			144,443,434.15		149,045,000.00	139,418,166.64	148,691,628.82	2.118	1130	2.037	700,270.39	-9,273,462.18	
NCCMT Government													
658191101	NC0000	NCCMT		05/01/2019	49.20	49.20	49.20	5.229	1	5.229	0.00	0.00	
658191101	NC0001	NCCMT		05/01/2019	541.87	541.87	541.87	5.229	1	5.229	0.00	0.00	
658191101	NC0002	NCCMT		05/01/2019	137.43	137.43	137.43	5.229	1	5.229	0.00	0.00	
658191101	NC0003	NCCMT		05/01/2019	1,862.60	1,862.60	1,862.60	5.229	1	5.229	0.00	0.00	
658191101	NC0004	NCCMT		05/01/2019	822.77	822.77	822.77	5.229	1	5.229	0.00	0.00	
658191101	NC0007	NCCMT		05/01/2019	0.00	0.00	0.00	5.229	1	5.229	0.00	0.00	
658191101	NC0008	NCCMT		05/01/2019	0.00	0.00	0.00	5.229	1	5.229	0.00	0.00	
658191101	NC0009	NCCMT		05/01/2019	0.00	0.00	0.00	5.229	1	5.229	0.00	0.00	
658191101	NC0010	NCCMT		05/01/2019	0.00	0.00	0.00	5.229	1	5.229	0.00	0.00	
658191101	NC0011	NCCMT		05/01/2019	0.00	0.00	0.00	5.229	1	5.229	0.00	0.00	
658191101	NC0012	NCCMT		05/01/2019	28,329,849.35	28,329,849.35	28,329,849.35	5.229	1	5.229	0.00	0.00	
658191101	NC0013	NCCMT		05/01/2019	44,108,805.65	44,108,805.65	44,108,805.65	5.229	1	5.229	0.00	0.00	
658191101	NC0014	NCCMT		05/01/2019	2,171,519.92	2,171,519.92	2,171,519.92	5.229	1	5.229	0.00	0.00	
658191101	NC0015	NCCMT		05/01/2019	35.54	35.54	35.54	5.229	1	5.229	0.00	0.00	
658191101	NC0016	NCCMT		05/01/2019	773.63	773.63	773.63	5.229	1	5.229	0.00	0.00	
658191101	NC0017	NCCMT		05/01/2019	96.98	96.98	96.98	5.229	1	5.229	0.00	0.00	
658191101	NC0023	NCCMT		05/01/2019	32,929,933.23	32,929,933.23	32,929,933.23	5.229	1	5.229	0.00	0.00	
658191101	NC0025	NCCMT		05/01/2019	5,107,446.00	5,107,446.00	5,107,446.00	5.229	1	5.229	0.00	0.00	
658191101	NC0026	NCCMT		05/01/2019	30,057,840.38	30,057,840.38	30,057,840.38	5.229	1	5.229	0.00	0.00	
658191101	NC0027	NCCMT		05/01/2019	246.13	246.13	246.13	5.229	1	5.229	0.00	0.00	
658191101	NC0028	NCCMT		05/01/2019	0.00	0.00	0.00	5.229	1	5.229	0.00	0.00	
658191101	NC0029	NCCMT		02/25/2020	90.61	90.61	90.61	5.229	1	5.229	0.00	0.00	
658191101	NC0030	NCCMT		02/25/2020	1,906.60	1,906.60	1,906.60	5.229	1	5.229	0.00	0.00	
658191101	NC0031	NCCMT		10/30/2020	5,835,792.62	5,835,792.62	5,835,792.62	5.229	1	5.229	0.00	0.00	
658191101	NC0034	NCCMT		11/04/2021	107.49	107.49	107.49	5.229	1	5.229	0.00	0.00	
658191101	NC0035	NCCMT		11/04/2021	613.25	613.25	613.25	5.229	1	5.229	0.00	0.00	
658191101	NC0036	NCCMT		11/04/2021	460,726.63	460,726.63	460,726.63	5.229	1	5.229	0.00	0.00	
658191101	NC0037	NCCMT		11/04/2021	24,356,850.12	24,356,850.12	24,356,850.12	5.229	1	5.229	0.00	0.00	
658191101	NC0040	NCCMT		11/04/2021	204.65	204.65	204.65	5.229	1	5.229	0.00	0.00	
658191101	NC0042	NCCMT		02/25/2020	141.14	141.14	141.14	5.229	1	5.229	0.00	0.00	
658191101	NC0043	NCCMT		11/16/2023	1,689,105.34	1,689,105.34	1,689,105.34	5.229	1	5.229	0.00	0.00	
658191101	NC0044	NCCMT		11/16/2023	5,885.78	5,885.78	5,885.78	5.229	1	5.229	0.00	0.00	

Portfolio INVT
AP
PM (PRF_PM8) 7.3.0

Fayetteville PWC Investments
Portfolio Management
Portfolio Details with Earnings - Investments
April 30, 2024

Page 6

CUSIP	Investment #	Issuer	Average Balance	Purchase Date	Par Value	Market Value	Book Value	Current Rate	Days To Maturity	YTM	Accrued Interest	Unrealized Gain/Loss	Maturity Date
NCCMT Government													
658191101	NC0045	NCCMT		11/16/2023	987,191.74	987,191.74	987,191.74	5.229	1	5.229	0.00	0.00	
658191101	NC0046	NCCMT		11/16/2023	1,536,210.01	1,536,210.01	1,536,210.01	5.229	1	5.229	0.00	0.00	
658191101	NC0047	NCCMT		11/16/2023	8,895.99	8,895.99	8,895.99	5.229	1	5.229	0.00	0.00	
658191101	NC0048	NCCMT		11/16/2023	60,137,739.52	60,137,739.52	60,137,739.52	5.229	1	5.229	0.00	0.00	
658191101	NC0049	NCCMT		11/16/2023	34,954,649.04	34,954,649.04	34,954,649.04	5.229	1	5.229	0.00	0.00	
658191101	NC0050	NCCMT		11/16/2023	21,352,561.35	21,352,561.35	21,352,561.35	5.229	1	5.229	0.00	0.00	
658191101	NC0051	NCCMT		11/16/2023	8,279,544.95	8,279,544.95	8,279,544.95	5.229	1	5.229	0.00	0.00	
658191101	NC0052	NCCMT		11/16/2023	1,914,295.33	1,914,295.33	1,914,295.33	5.229	1	5.229	0.00	0.00	
658191101	NC0053	NCCMT		11/04/2021	29.01	29.01	29.01	5.229	1	5.229	0.00	0.00	
658191101	NC0054	NCCMT		11/16/2023	140.51	140.51	140.51	5.229	1	5.229	0.00	0.00	
658191101	NC0055	NCCMT		11/04/2021	45.14	45.14	45.14	5.229	1	5.229	0.00	0.00	
658191101	NC0056	NCCMT		02/29/2024	18.98	18.98	18.98	0.010	1	0.010	0.00	0.00	
658191101	NC0057	NCCMT		02/29/2024	50.32	50.32	50.32	0.010	1	0.010	0.00	0.00	
658191101	NC0058	NCCMT		02/29/2024	440.52	440.52	440.52	0.010	1	0.010	0.00	0.00	
658191101	NC0059	NCCMT		02/29/2024	596.10	596.10	596.10	0.010	1	0.010	0.00	0.00	
658191101	NC0060	NCCMT		02/29/2024	858.17	858.17	858.17	0.010	1	0.010	0.00	0.00	
Subtotal and Average			307,963,017.13		304,234,651.59	304,234,651.59	304,234,651.59	5.229	1	5.229	0.00	0.00	
Wells Fargo Interest-Bearing Ckg													
684509	WF0000	WELLS		12/12/2022	37,486,996.95	37,486,996.95	37,486,996.95	2.020	1	2.020	61,077.81	0.00	
Subtotal and Average			36,787,789.30		37,486,996.95	37,486,996.95	37,486,996.95	2.020	1	2.020	61,077.81	0.00	
Total and Average			489,194,240.58		490,766,648.54	481,139,815.18	490,413,277.36	4.040	343	4.016	761,348.20	-9,273,462.18	

Fayetteville PWC Investments
Portfolio Management
Portfolio Details with Earnings - Cash
April 30, 2024

CUSIP	Investment #	Issuer	Average Balance	Purchase Date	Par Value	Market Value	Book Value	Current Rate	Days To Maturity	YTM	Accrued Interest	Unrealized Gain/Loss
Average Balance			0.00									
Total Cash and Investments			489,194,240.58		490,766,648.54	481,139,815.18	490,413,277.36	4.040	343	4.016	761,348.20	-9,273,462.18

Purchase Order Detail Report

Month of Apr-2024

Total Approved PO Count: 194 Amount: \$9,822,242.81

Supplier Name	PO Number	PO Date	PO Qty	Avg Unit Price	UOM	Item Description	PO Amount	Department
A-1 SUPPLY COMPANY	31300036160	4/11/2024	32	24.85	CS	GATORADE, 24 PACK, BOTTLES "SUGAR FREE", 20 OZ.	795.20	
	31300036160	4/11/2024	110	16.60	BOX	GLOVES, NITRILE, 6 MIL, POWDER FREE, XX-LARGE	1,826.00	
PO 31300036160 Total							2,621.20	
A-1 SUPPLY COMPANY	31300036223	4/22/2024	64	35.80	CS	TOWEL, PAPER, ROLL, KITCHEN	2,291.20	
						PO 31300036223 Total	2,291.20	
A-1 SUPPLY COMPANY Total							4,912.40	

Supplier Name	PO Number	PO Date	PO Qty	Avg Unit Price	UOM	Item Description	PO Amount	Department
ABC PLUMBING COMPANY	31300036231	4/23/2024				FOR ABC PLUMBING-INSTALL 2" BLACK STEEL PIPING FOR THE RELOCATION OF THE NEW OIL PUMP. APRIL 1, 2024 THROUGH JUNE 30 2024.	3,960.00	
PO 31300036231 Total							3,960.00	
ABC PLUMBING COMPANY Total							3,960.00	

Supplier Name	PO Number	PO Date	PO Qty	Avg Unit Price	UOM	Item Description	PO Amount	Department
AC CONTROLS COMPANY, INC.	31300036181	4/15/2024	1	958.00	EACH	TRANSMITTER, PRESSURE, KROHNE OPTIBAR 1010	958.00	
PO 31300036181 Total							958.00	
AC CONTROLS COMPANY, INC. Total							958.00	

Supplier Name	PO Number	PO Date	PO Qty	Avg Unit Price	UOM	Item Description	PO Amount	Department
AFP INDUSTRIES, INC	31300036087	4/2/2024	3	2,698.15	EACH	HOSE,SEWER,1"X600' (2,500PSI)	8,094.45	
PO 31300036087 Total							8,094.45	
AFP INDUSTRIES, INC Total							8,094.45	

Supplier Name	PO Number	PO Date	PO Qty	Avg Unit Price	UOM	Item Description	PO Amount	Department
ALTEC INDUSTRIES INC	31300036178	4/12/2024	110	15.00	EACH	ALTEC SUPPLY(110) P6001593	1,650.00	
	31300036178	4/12/2024	84	25.18	EACH	ALTEC SUPPLY(84) C6003113	2,115.12	
	31300036178	4/12/2024	150	5.03	EACH	ALTEC SUPPLY(150) 069296068	754.50	
	31300036178	4/12/2024	48	124.34	EACH	ALTEC SUPPLY(48) 133045z20	5,968.32	
	31300036178	4/12/2024	12	93.92	EACH	ALTEC SUPPLY(12) 970194321	1,127.04	
						PO 31300036178 Total	11,614.98	
ALTEC INDUSTRIES INC Total							11,614.98	

Purchase Order Detail Report

Supplier Name	PO Number	PO Date	PO Qty	Avg Unit Price	UOM	Item Description	PO Amount	Department
AMAZON CAPITAL SERVICES, INC	31300036138	4/9/2024	3	119.89	EACH	PUMP, SUMP LITTLE GIANT 5-ASP-LL 115-VOLT, 1/6 HP, 1500 GPH, AUTOMATIC W/ PIGGY-BACK DIAPHRAGM SWITCH, 18-FT. CORD, PN: 505718	359.67	
PO 31300036138 Total							359.67	
AMAZON CAPITAL SERVICES, INC Total							359.67	

Supplier Name	PO Number	PO Date	PO Qty	Avg Unit Price	UOM	Item Description	PO Amount	Department
AMERICAN PUMP CORPORATION	31300036217	4/18/2024				FUNDS NEEDED TO REPAIR #4 INFLUENT SCREW PUMP MOTOR AT THE CROSS CREEK WRF.	3,714.56	
PO 31300036217 Total							3,714.56	
AMERICAN PUMP CORPORATION Total							3,714.56	

Supplier Name	PO Number	PO Date	PO Qty	Avg Unit Price	UOM	Item Description	PO Amount	Department
AMERICAN SAFETY UTILITY CORP.	31300036144	4/10/2024	36	21.65	PR	GLOVE,WORK,LEATHER,ELEC ONLY, XL	779.40	
PO 31300036144 Total							779.40	
AMERICAN SAFETY UTILITY CORP. Total							779.40	

Supplier Name	PO Number	PO Date	PO Qty	Avg Unit Price	UOM	Item Description	PO Amount	Department
AMERICAN WATER SERVICE	31300036060	3/28/2024	1440	10.45	CS	WATER,CAROLINA BLUE	15,048.00	
PO 31300036060 Total							15,048.00	
AMERICAN WATER SERVICE Total							15,048.00	

Supplier Name	PO Number	PO Date	PO Qty	Avg Unit Price	UOM	Item Description	PO Amount	Department
BADGER DAYLIGHTING CORP	31300036111	4/5/2024				CONTINGENCY FUNDS FOR INCREASED LABOR AND MATERIAL COSTS	2,500.00	
	31300036111	4/5/2024				(BADGER) EMERGENCY WORK ON GAS LINE AT BWGP.	2,797.70	
PO 31300036111 Total							5,297.70	
BADGER DAYLIGHTING CORP Total							5,297.70	

Supplier Name	PO Number	PO Date	PO Qty	Avg Unit Price	UOM	Item Description	PO Amount	Department
BELL'S SEED STORE, LLC	31300036229	4/23/2024	4	59.95	EACH	FLAG, NORTH CAROLINA STATE, 4X6	239.80	
PO 31300036229 Total							239.80	
BELL'S SEED STORE, LLC Total							239.80	

Purchase Order Detail Report

Supplier Name	PO Number	PO Date	PO Qty	Avg Unit Price	UOM	Item Description	PO Amount	Department
BORDER STATES ELECTRIC	31300036117	4/8/2024	60	32.32	EACH	SPLICE, FULL TENSION AUTOMATIC, 477 AAC	1,939.20	
PO 31300036117 Total							1,939.20	
BORDER STATES ELECTRIC	31300036118	4/8/2024	3	29,970.00	EACH	SWITCHING CABINET, PADMOUNT, TYPE 9	89,910.00	
PO 31300036118 Total							89,910.00	
BORDER STATES ELECTRIC Total							91,849.20	

Supplier Name	PO Number	PO Date	PO Qty	Avg Unit Price	UOM	Item Description	PO Amount	Department
BRADY TRANE SERVICES, INC.	31300036126	4/9/2024				SERVICE AGREEMENT WAIVER (WAV24035) BRADY FOR HVAC REPAIR ON BUTLER WARNER ADMIN BUILDING. APRIL 1, 2024 THROUGH JUNE 30, 2024.	5,686.83	
PO 31300036126 Total							5,686.83	
BRADY TRANE SERVICES, INC. Total							5,686.83	

Supplier Name	PO Number	PO Date	PO Qty	Avg Unit Price	UOM	Item Description	PO Amount	Department
BUILDING & EARTH SCIENCES, INC	31300036177	4/12/2024				MATERIAL TESTING - ANNEX AREA 25 SEWER (1907909)	39,460.00	
	31300036177	4/12/2024				MATERIAL TESTING - ANNEX AREA 25 WATER (1907910)	9,865.00	
PO 31300036177 Total							49,325.00	
BUILDING & EARTH SCIENCES, INC	31300036187	4/15/2024				MATERIAL TESTING - BIG ROCKFISH SANITARY SEWER LIFT STATION ELIMINATIONS (2004997)	4,440.00	
	31300036187	4/15/2024				MATERIAL TESTING - BIG ROCKFISH SANITARY SEWER OUTFALL (1806805)	20,000.00	
PO 31300036187 Total							24,440.00	
BUILDING & EARTH SCIENCES, INC Total							73,765.00	

Supplier Name	PO Number	PO Date	PO Qty	Avg Unit Price	UOM	Item Description	PO Amount	Department
CADENCE PETROLEUM GROUP	31300036133	4/9/2024				(CADENCE PETROLEUM) ADDITIONAL CHEVRON GST 32 FOR GT-1 OVERHAUL	8,533.20	
PO 31300036133 Total							8,533.20	
CADENCE PETROLEUM GROUP Total							8,533.20	

Supplier Name	PO Number	PO Date	PO Qty	Avg Unit Price	UOM	Item Description	PO Amount	Department
CAMPBELL OIL & GAS CO., INC.	31300036134	4/9/2024				(CAMPBELL OIL) PURCHASE OF ONE (1) TOTE OF OIL FOR GT-1 OVERHAUL	4,811.95	
PO 31300036134 Total							4,811.95	
CAMPBELL OIL & GAS CO., INC. Total							4,811.95	

Purchase Order Detail Report

Supplier Name	PO Number	PO Date	PO Qty	Avg Unit Price	UOM	Item Description	PO Amount	Department
CAPITAL ELECTRIC	31300036249	4/26/2024				PURCHASE GOODS TO UPGRADE THE ELECTRICAL FOR THE WIRELESS ACCESS POINTS AROUND PWC CAMPUS PER QUOTE # S054720381 (ATTACHED) FROM CAPITAL ELECTRIC	6,408.31	
							PO 31300036249 Total	6,408.31
							CAPITAL ELECTRIC Total	6,408.31

Supplier Name	PO Number	PO Date	PO Qty	Avg Unit Price	UOM	Item Description	PO Amount	Department
CARDINAL LANDSCAPING INC.	31300036079	4/2/2024				FOR CARDINAL LANDSCAPING AT FOUNTAINHEAD LANE LANDSCAPING-INSTALLATION OF THREE INCHES OF MULCH. APRIL 1, 2024 THROUGH JUNE 30, 2024.	4,978.00	
							PO 31300036079 Total	4,978.00
							CARDINAL LANDSCAPING INC. Total	4,978.00

Supplier Name	PO Number	PO Date	PO Qty	Avg Unit Price	UOM	Item Description	PO Amount	Department
CAROLINA MANAGEMENT TEAM, LLC	31300036261	4/30/2024				FOR CMT TO CLEAN, PREP, AND COAT AREAS OF CORROSION ON RCW LOCATION QUOTE #24069. AND FOR CMT TO CLEAN, PREP, AND COAT AREAS OF CORROSION ON OPS/ADM LOCATION QUOTE #24070. APRIL 1, 2024 THROUGH JUNE 30	12,262.00	
	31300036261	4/30/2024				FOR CMT TO CLEAN, PREP, AND COAT AREAS OF CORROSION ON RCW LOCATION QUOTE #24069. AND FOR CMT TO CLEAN, PREP, AND COAT AREAS OF CORROSION ON OPS/ADM LOCATION QUOTE #24070. APRIL 1, 2024 THROUGH JUNE 30	7,934.00	
							PO 31300036261 Total	20,196.00
							CAROLINA MANAGEMENT TEAM, LLC Total	20,196.00

Supplier Name	PO Number	PO Date	PO Qty	Avg Unit Price	UOM	Item Description	PO Amount	Department
CAROLINA POWER & SIGNALIZATION, LLC	31300036041	3/25/2024				BLANKET PURCHASE ORDER TO PROCESS PAY APPLICATIONS FOR PREVIOUSLY APPROVED BPA 31300034283 FOR ANNUAL TRANSMISSION CONSTRUCTION FOR ELECTRIC CONSTRUCTION FOR THE PERIOD OF JULY 1, 2023 THROUGH JUNE 30, 2024.	13,525.20	
	31300036041	3/25/2024				BLANKET PURCHASE ORDER TO PROCESS PAY APPLICATIONS FOR PREVIOUSLY APPROVED BPA 31300034283 FOR ANNUAL TRANSMISSION CONSTRUCTION FOR ELECTRIC CONSTRUCTION FOR THE PERIOD OF JULY 1, 2023 THROUGH JUNE 30, 2024.	3,685.19	
	31300036041	3/25/2024				BLANKET PURCHASE ORDER TO PROCESS PAY APPLICATIONS FOR PREVIOUSLY APPROVED BPA 31300034283 FOR ANNUAL TRANSMISSION CONSTRUCTION FOR ELECTRIC CONSTRUCTION FOR THE PERIOD OF JULY 1, 2023 THROUGH JUNE 30, 2024.	9,173.69	
							PO 31300036041 Total	26,384.08
CAROLINA POWER & SIGNALIZATION, LLC	31300036140	4/9/2024				BLANKET PURCHASE ORDER TO PROCESS PAY APPLICATIONS FOR PREVIOUSLY APPROVED BPA 31300034283 FOR ANNUAL TRANSMISSION CONSTRUCTION FOR ELECTRIC CONSTRUCTION	90,942.47	

Purchase Order Detail Report

Supplier Name	PO Number	PO Date	PO Qty	Avg Unit Price	UOM	Item Description	PO Amount	Department
						FOR THE PERIOD OF JULY 1, 2023 THROUGH JUNE 30, 2024.		
						PO 31300036140 Total	90,942.47	
CAROLINA POWER & SIGNALIZATION, LLC	31300036141	4/9/2024				BLANKET PURCHASE ORDER TO PROCESS PAY APPLICATIONS FOR PREVIOUSLY APPROVED BPA 31300034283 FOR ANNUAL TRANSMISSION CONSTRUCTION FOR ELECTRIC CONSTRUCTION FOR THE PERIOD OF JULY 1, 2023 THROUGH JUNE 30, 2024.	101,319.96	
	31300036141	4/9/2024				BLANKET PURCHASE ORDER TO PROCESS PAY APPLICATIONS FOR PREVIOUSLY APPROVED BPA 31300034283 FOR ANNUAL TRANSMISSION CONSTRUCTION FOR ELECTRIC CONSTRUCTION FOR THE PERIOD OF JULY 1, 2023 THROUGH JUNE 30, 2024.	98,323.69	
						PO 31300036141 Total	199,643.65	
						CAROLINA POWER & SIGNALIZATION, LLC Total	316,970.20	

Supplier Name	PO Number	PO Date	PO Qty	Avg Unit Price	UOM	Item Description	PO Amount	Department
CHARLES R. UNDERWOOD INC	31300036124	4/8/2024				QTY (1) 8" 50-01 CLA VAL PRVQTY (1) 100-01 HYTROL MAIN VALVEQTY (1) X42N STRAINER & NEEDLE VALVEQTY (1) CRL-60 PRESSURE RELIEF CONTROL	9,479.60	
						PO 31300036124 Total	9,479.60	
						CHARLES R. UNDERWOOD INC Total	9,479.60	

Supplier Name	PO Number	PO Date	PO Qty	Avg Unit Price	UOM	Item Description	PO Amount	Department
CITY OF FAYETTEVILLE	31300036071	3/28/2024				BLANKET PURCHASE AGREEMENT TO PROCESS PAY APPLICATIONS FOR PAYMENT OF INVOICES UNDER PREVIOUSLY APPROVED BPA# 31300034231 FOR EXCAVATION & DEGRADATION FEES	14,713.04	
						PO 31300036071 Total	14,713.04	
CITY OF FAYETTEVILLE	31300036152	4/10/2024				HINSDALE AVE STORMWATER DRAINAGE IMPROVE - SEWER	1,710.00	
	31300036152	4/10/2024				HINSDALE AVE STORMWATER DRAINAGE IMPROVE - WATER	1,290.00	
						PO 31300036152 Total	3,000.00	
CITY OF FAYETTEVILLE	31300036210	4/18/2024				BLANKET PURCHASE AGREEMENT TO PROCESS PAY APPLICATIONS FOR PAYMENT OF INVOICES UNDER PREVIOUSLY APPROVED BPA# 31300034231 FOR EXCAVATION & DEGRADATION FEES	875.00	
						PO 31300036210 Total	875.00	
						CITY OF FAYETTEVILLE Total	18,588.04	

Supplier Name	PO Number	PO Date	PO Qty	Avg Unit Price	UOM	Item Description	PO Amount	Department
CLASSIC AUTOMATION LLC	31300036154	4/10/2024	1	890.00	EACH	MODULE ASSY,NETWORK PROCESSING, INNPM11	890.00	
						PO 31300036154 Total	890.00	
						CLASSIC AUTOMATION LLC Total	890.00	

Purchase Order Detail Report

Supplier Name	PO Number	PO Date	PO Qty	Avg Unit Price	UOM	Item Description	PO Amount	Department
CLEARWATER, INC.	31300036230	4/23/2024				QTY (2) IWAKI MODEL MX-F403CFEX AT \$3,673.00 EA	7,346.00	
PO 31300036230 Total							7,346.00	
CLEARWATER, INC. Total							7,346.00	

Supplier Name	PO Number	PO Date	PO Qty	Avg Unit Price	UOM	Item Description	PO Amount	Department
CONCRETE PIPE & PRECAST LLC	31300036186	4/15/2024	104	20.00	EACH	CONSEAL, 1"	2,080.00	
PO 31300036186 Total							2,080.00	
CONCRETE PIPE & PRECAST LLC Total							2,080.00	

Supplier Name	PO Number	PO Date	PO Qty	Avg Unit Price	UOM	Item Description	PO Amount	Department
CONTROLS & INSTRUMENTATION CO., INC	31300036254	4/29/2024				TO PURCHASE QTY (2) 5000.AL.KIT6 REPLACEMENT ELEMENT KIT @#3,972.00 EA	7,944.00	
PO 31300036254 Total							7,944.00	
CONTROLS & INSTRUMENTATION CO., INC Total							7,944.00	

Supplier Name	PO Number	PO Date	PO Qty	Avg Unit Price	UOM	Item Description	PO Amount	Department
CORE AND MAIN	31300036091	4/3/2024	84	25.85	EACH	COUPLING,PACK JOINT, 3/4"X1",THREAD X CTS, NO LEAD	2,171.40	
	31300036091	4/3/2024	2	2,852.65	EACH	VALVE,2",AUTOMATIC AIR AND VACUUM,SHORT BODY,SS MODEL 989	5,705.30	
PO 31300036091 Total							7,876.70	
CORE AND MAIN	31300036149	4/10/2024	40	5.25	EACH	NIPPLE, BRASS, 3/4" X 5"	210.00	
	31300036149	4/10/2024	70	2.40	EACH	INSERT,1"SS X 1" IPS PEP	168.00	
PO 31300036149 Total							378.00	
CORE AND MAIN	31300036151	4/10/2024				CORE & MAIN - BILLY MCPHAUL - QUOTE FOR 2 BOX CHAINS FOR TONY LUCAS & JOHN REEVES (CSA-38QOS8G100) TOTAL \$1,077.12	1,077.12	
PO 31300036151 Total							1,077.12	
CORE AND MAIN	31300036201	4/16/2024	200	18.15	EACH	CLAMP, FULL CIRCLE REPAIR (1" X 3")	3,630.00	
PO 31300036201 Total							3,630.00	
CORE AND MAIN	31300036242	4/25/2024	2	92.30	EACH	TEE, CI, 4" X 4" X 4", MJ	184.60	
	31300036242	4/25/2024	6	2,920.00	EACH	HYDRANT, 4 1/2", 4', BURY	17,520.00	
	31300036242	4/25/2024	252	7.77	FT	PIPE, PVC, 6", SEWER, SDR 26, 14' SECTIONS	1,958.04	
	31300036242	4/25/2024	6	66.80	EACH	BEND, SDR 26, 6"X4", COMB (WYE)	400.80	
	31300036242	4/25/2024	13	56.25	EACH	BEND, 6", SDR.26, 22.5 (GASKETED)	731.25	
PO 31300036242 Total							20,794.69	
CORE AND MAIN	31300036255	4/30/2024	4	216.70	EACH	COUPLING, (HYMAX), 4", REPAIR, OD=4.25 - 5.63, LENGTH 8.7	866.80	
	31300036255	4/30/2024	11	287.00	EACH	COUPLING, (HYMAX), 6", REPAIR, OD=6.42 - 7.68, LENGTH, 10.8	3,157.00	
	31300036255	4/30/2024	9	128.20	EACH	COUPLING, (HYMAX), 2", REPAIR, OD=2.10 - 2.60 LR 2.56 - 3.03 HR	1,153.80	
	31300036255	4/30/2024	11	169.10	EACH	COUPLING, (HYMAX), 3", REPAIR, OD=3.46 - 4.33, LENGTH 8.7	1,860.10	
PO 31300036255 Total							7,037.70	

Purchase Order Detail Report

Supplier Name	PO Number	PO Date	PO Qty	Avg Unit Price	UOM	Item Description	PO Amount	Department
CORE AND MAIN Total							40,794.21	

Supplier Name	PO Number	PO Date	PO Qty	Avg Unit Price	UOM	Item Description	PO Amount	Department
CORPORATE INTERIORS & SALES	31300036065	3/28/2024				CORPORATE INTERIORS-TO PURCHASE (1EA) OFFICE STAR #75-37A773 BIG AND TALL BLACK MESH CHAIR CD-TREVOR JACOBS EE	645.00	
						PO 31300036065 Total	645.00	
CORPORATE INTERIORS & SALES	31300036237	4/25/2024				CORPORATE INTERIORS-RFM EVOLVE TASK CHAIR # 1535-B-25A - BLACK MESH /BLACK BACK- FOR BIRGIT SEXTON-BUDGET	470.40	
						PO 31300036237 Total	470.40	
						CORPORATE INTERIORS & SALES Total	1,115.40	

Supplier Name	PO Number	PO Date	PO Qty	Avg Unit Price	UOM	Item Description	PO Amount	Department
CUES, INC.	31300036082	4/2/2024				BLANKET PURCHASE AGREEMENT TO PROCESS PAY APPLICATIONS FOR CONTRACT #WRG24011 FOR PREVIOUSLY APPROVED BPA# 31300034622 TO PROVIDE DIAGNOSTICS AND REPAIRS ON CUES CCTV PIPE INSPECTION SYSTEM EQUIPMENT FROM JULY 1, 2023, THROUGH JUNE 30, 2024	25.04	
	31300036082	4/2/2024				BLANKET PURCHASE AGREEMENT TO PROCESS PAY APPLICATIONS FOR CONTRACT #WRG24011 FOR PREVIOUSLY APPROVED BPA# 31300034622 TO PROVIDE DIAGNOSTICS AND REPAIRS ON CUES CCTV PIPE INSPECTION SYSTEM EQUIPMENT FROM JULY 1, 2023, THROUGH JUNE 30, 2024	22.68	
						PO 31300036082 Total	47.72	
CUES, INC.	31300036192	4/16/2024				BLANKET PURCHASE AGREEMENT TO PROCESS PAY APPLICATIONS FOR CONTRACT #WRG24011 FOR PREVIOUSLY APPROVED BPA# 31300034622 TO PROVIDE DIAGNOSTICS AND REPAIRS ON CUES CCTV PIPE INSPECTION SYSTEM EQUIPMENT FROM JULY 1, 2023, THROUGH JUNE 30, 2024	1,880.62	
	31300036192	4/16/2024				BLANKET PURCHASE AGREEMENT TO PROCESS PAY APPLICATIONS FOR CONTRACT #WRG24011 FOR PREVIOUSLY APPROVED BPA# 31300034622 TO PROVIDE DIAGNOSTICS AND REPAIRS ON CUES CCTV PIPE INSPECTION SYSTEM EQUIPMENT FROM JULY 1, 2023, THROUGH JUNE 30, 2024	24.40	
						PO 31300036192 Total	1,905.02	
						CUES, INC. Total	1,952.74	

Supplier Name	PO Number	PO Date	PO Qty	Avg Unit Price	UOM	Item Description	PO Amount	Department
DELL MARKETING L.P.	31300036058	3/28/2024				DELL - 3 LAPTOP REPLACEMENTS (GEORGETTE MILLER/ARUN SOUNDARAN/RAM YELLAMRAJU) - QUOTE 3000173843438.2 DELL PRECISION 3591 & 1 DELL PRECISION 3490.	6,326.40	
						PO 31300036058 Total	6,326.40	

Purchase Order Detail Report

Supplier Name	PO Number	PO Date	PO Qty	Avg Unit Price	UOM	Item Description	PO Amount	Department
DELL MARKETING L.P.	31300036214	4/18/2024				DELL PURCHASE OF 12 MONITORS & 6 DOCKING STATIONS FOR CUSTOMER SERVICE DEPARTMENT. DELL QUOTE 3000173926201.	3,276.30	
							PO 31300036214 Total	3,276.30
							DELL MARKETING L.P. Total	9,602.70

Supplier Name	PO Number	PO Date	PO Qty	Avg Unit Price	UOM	Item Description	PO Amount	Department
DEWBERRY ENGINEERS, INC.	31300036190	4/16/2024				AMEND ONE W-5806C ROSEHILL RD (DIST 2206532)	780.00	
	31300036190	4/16/2024				AMEND ONE W-5806C ROSEHILL RD (TRANS 2206724)	1,820.00	
							PO 31300036190 Total	2,600.00
							DEWBERRY ENGINEERS, INC. Total	2,600.00

Supplier Name	PO Number	PO Date	PO Qty	Avg Unit Price	UOM	Item Description	PO Amount	Department
DIAMOND CONSTRUCTORS, INC.	31300036040	3/25/2024				BLANKET PURCHASE AGREEMENT TO PROCESS PAY APPLICATION FOR PAYMENT OF INVOICES (ASPHALT/CONCRETE PATCHING) UNDER PREVIOUSLY APPROVED BPA#31300034419 VALID FOR WORK PERFORMED FOR ELECTRIC CONSTRUCTION DEPARTMENT FOR FY24	2,457.41	
	31300036040	3/25/2024				BLANKET PURCHASE AGREEMENT TO PROCESS PAY APPLICATION FOR PAYMENT OF INVOICES (ASPHALT/CONCRETE PATCHING) UNDER PREVIOUSLY APPROVED BPA#31300034419 VALID FOR WORK PERFORMED FOR ELECTRIC CONSTRUCTION DEPARTMENT FOR FY24	842.64	
							PO 31300036040 Total	3,300.05
DIAMOND CONSTRUCTORS, INC.	31300036188	4/15/2024				BLANKET PURCHASE AGREEMENT TO PROCESS PAY APPLICATION FOR PAYMENT OF INVOICES (ASPHALT/CONCRETE PATCHING) UNDER PREVIOUSLY APPROVED BPA#31300034419 VALID FOR WORK PERFORMED FOR ELECTRIC CONSTRUCTION DEPARTMENT FOR FY24	2,650.94	
							PO 31300036188 Total	2,650.94
DIAMOND CONSTRUCTORS, INC.	31300036206	4/17/2024				FOR DIAMOND CONSTRUCTORS TO SEALCOAT AND RESTRIPE SOUTH COMPLEX PARKING AREAS. APRIL 1, 2024 THROUGH JUNE 30 2024.	50,985.53	
							PO 31300036206 Total	50,985.53
							DIAMOND CONSTRUCTORS, INC. Total	56,936.52

Supplier Name	PO Number	PO Date	PO Qty	Avg Unit Price	UOM	Item Description	PO Amount	Department
DIRECTIONAL SERVICES, INC.	31300036039	3/25/2024				BLANKET PURCHASE AGREEMENT TO PROCESS PAY APPLICATIONS UNDER PREVIOUSLY APPROVED BPA31300034082 FOR UNDERGROUND DISTRIBUTION SERVICES VALID FOR WORK PERFORMED FOR ELECTRIC CONSTRUCTION DEPT FOR THE PERIOD OF JULY 2023 THROUGH JUNE 2024	8,509.00	

Purchase Order Detail Report

Supplier Name	PO Number	PO Date	PO Qty	Avg Unit Price	UOM	Item Description	PO Amount	Department
						PO 31300036039 Total	8,509.00	
DIRECTIONAL SERVICES, INC.	31300036052	3/27/2024				BLANKET PURCHASE AGREEMENT TO PROCESS PAY APPLICATIONS UNDER PREVIOUSLY APPROVED BPA31300034082 FOR UNDERGROUND DISTRIBUTION SERVICES VALID FOR WORK PERFORMED FOR ELECTRIC CONSTRUCTION DEPT FOR THE PERIOD OF JULY 2023 THROUGH JUNE 2024	14,166.16	
	31300036052	3/27/2024				BLANKET PURCHASE AGREEMENT TO PROCESS PAY APPLICATIONS UNDER PREVIOUSLY APPROVED BPA31300034082 FOR UNDERGROUND DISTRIBUTION SERVICES VALID FOR WORK PERFORMED FOR ELECTRIC CONSTRUCTION DEPT FOR THE PERIOD OF JULY 2023 THROUGH JUNE 2024	28,929.95	
						PO 31300036052 Total	43,096.11	
DIRECTIONAL SERVICES, INC.	31300036212	4/18/2024				BLANKET PURCHASE AGREEMENT TO PROCESS PAY APPLICATIONS UNDER PREVIOUSLY APPROVED BPA31300034082 FOR UNDERGROUND DISTRIBUTION SERVICES VALID FOR WORK PERFORMED FOR ELECTRIC CONSTRUCTION DEPT FOR THE PERIOD OF JULY 2023 THROUGH JUNE 2024	20,650.13	
	31300036212	4/18/2024				BLANKET PURCHASE AGREEMENT TO PROCESS PAY APPLICATIONS UNDER PREVIOUSLY APPROVED BPA31300034082 FOR UNDERGROUND DISTRIBUTION SERVICES VALID FOR WORK PERFORMED FOR ELECTRIC CONSTRUCTION DEPT FOR THE PERIOD OF JULY 2023 THROUGH JUNE 2024	9,899.00	
						PO 31300036212 Total	30,549.13	
						DIRECTIONAL SERVICES, INC. Total	82,154.24	

Supplier Name	PO Number	PO Date	PO Qty	Avg Unit Price	UOM	Item Description	PO Amount	Department
DUKE'S ROOT CONTROL, INC.	31300036090	4/3/2024				BLANKET PURCHASE AGREEMENT TO PROCESS PAY APPLICATIONS FOR PAYMENT OF INVOICES UNDER PREVIOUSLY APPROVED BPA# 31300034189 FOR RENEWAL 3 OF 5 TO PERFORM SEWER LINE CHEMICAL ROOT CONTROL SERVICES-PWC2021003	3,824.61	
	31300036090	4/3/2024				BLANKET PURCHASE AGREEMENT TO PROCESS PAY APPLICATIONS FOR PAYMENT OF INVOICES UNDER PREVIOUSLY APPROVED BPA# 31300034189 FOR RENEWAL 3 OF 5 TO PERFORM SEWER LINE CHEMICAL ROOT CONTROL SERVICES-PWC2021003	28,691.50	
						PO 31300036090 Total	32,516.11	
DUKE'S ROOT CONTROL, INC.	31300036142	4/9/2024				BLANKET PURCHASE AGREEMENT TO PROCESS PAY APPLICATIONS FOR CONTRACT #WRC24014 FOR PREVIOUSLY APPROVED BPA#31300034524 FOR CLEANING AND CCTTV INSPECTION SERVICES FOR JULY 1, 2023 THROUGH JUNE 30, 2024.	62,853.88	
	31300036142	4/9/2024				BLANKET PURCHASE AGREEMENT TO PROCESS PAY APPLICATIONS FOR CONTRACT #WRC24014 FOR PREVIOUSLY APPROVED BPA#31300034524 FOR CLEANING AND CCTTV INSPECTION SERVICES FOR JULY 1, 2023 THROUGH JUNE 30, 2024.	36,967.62	

Purchase Order Detail Report

Supplier Name	PO Number	PO Date	PO Qty	Avg Unit Price	UOM	Item Description	PO Amount	Department
						PO 31300036142 Total	99,821.50	
DUKE'S ROOT CONTROL, INC.	31300036169	4/12/2024				BLANKET PURCHASE AGREEMENT TO PROCESS PAY APPLICATIONS FOR CONTRACT #WRC24014 FOR PREVIOUSLY APPROVED BPA#31300034524 FOR CLEANING AND CCTTV INSPECTION SERVICES FOR JULY 1, 2023 THROUGH JUNE 30, 2024.	26,362.37	
	31300036169	4/12/2024				BLANKET PURCHASE AGREEMENT TO PROCESS PAY APPLICATIONS FOR CONTRACT #WRC24014 FOR PREVIOUSLY APPROVED BPA#31300034524 FOR CLEANING AND CCTTV INSPECTION SERVICES FOR JULY 1, 2023 THROUGH JUNE 30, 2024.	32,745.77	
						PO 31300036169 Total	59,108.14	
						DUKE'S ROOT CONTROL, INC. Total	191,445.75	

Supplier Name	PO Number	PO Date	PO Qty	Avg Unit Price	UOM	Item Description	PO Amount	Department
ELECTRIC MOTOR SHOP OF WAKE FOREST, INC.	31300036166	4/11/2024	1	2,745.00	EACH	225A9641P001 MOTOR,HYDRAULIC RATCHET, G/T'S	2,745.00	
						PO 31300036166 Total	2,745.00	
						ELECTRIC MOTOR SHOP OF WAKE FOREST, INC. Total	2,745.00	

Supplier Name	PO Number	PO Date	PO Qty	Avg Unit Price	UOM	Item Description	PO Amount	Department
ESCALENT, INC.	31300036092	4/3/2024				FAYETTEVILLE PWC CUSTOMER INSIGHTS TRACKING RESEARCH-SURVEY RESEARCH, ANALYSIS AND MANAGEMENT ADVISORY 0311-FY24 ESCALENT WAVE 1. APRIL 1, 2024 THROUGH DECEMBER 31, 2026	28,900.00	
						PO 31300036092 Total	28,900.00	
						ESCALENT, INC. Total	28,900.00	

Supplier Name	PO Number	PO Date	PO Qty	Avg Unit Price	UOM	Item Description	PO Amount	Department
EVANS FLOORING COMPANY	31300036227	4/22/2024				FOR JUST FLOORS TO FURNISH AND INSTALL 2"X2" FLOOR TILE, FURNISH AND INSTALL COVE BASE, AND DEMO EXISTING FLOOR TITLE. APRIL 1, 2024 THROUGH JUNE 30 2024.	4,157.00	
						PO 31300036227 Total	4,157.00	
						EVANS FLOORING COMPANY Total	4,157.00	

Supplier Name	PO Number	PO Date	PO Qty	Avg Unit Price	UOM	Item Description	PO Amount	Department
FASTENAL COMPANY	31300036062	3/28/2024	60	0.83	EACH	BATTERY, "C", ALKALINE	50.00	
						PO 31300036062 Total	50.00	
FASTENAL COMPANY	31300036070	3/28/2024	36	5.25	EACH	PAINT, WHITE MARKING, SOLVENT	189.00	
						PO 31300036070 Total	189.00	

Purchase Order Detail Report

Supplier Name	PO Number	PO Date	PO Qty	Avg Unit Price	UOM	Item Description	PO Amount	Department
FASTENAL COMPANY	31300036078	4/2/2024	504	4.29	CS	WATER, BOTTLED, EMERGENCY SUPPORT	2,162.16	
						PO 31300036078 Total	2,162.16	
FASTENAL COMPANY	31300036088	4/3/2024				BLANKET PURCHASE ORDER FOR SAFEVISION PRESCRIPTION EYEWEAR FROM FASTENAL THRU JUNE 30, 2024	25,000.00	
						PO 31300036088 Total	25,000.00	
FASTENAL COMPANY	31300036132	4/9/2024	6	36.69	PR	PROTECTORS,RUBBER GLOVE,SIZE 9,CLASS 0	220.14	
	31300036132	4/9/2024	24	9.50	EACH	PAINT, LIGHT GRAY,GLOSS, ANSI 70, 12 OZ. SPRAY	228.00	
						PO 31300036132 Total	448.14	
FASTENAL COMPANY	31300036193	4/16/2024	3	13.83	EACH	VEST,SAFETY,MED,FR/CL-2,LOGO (L)FRNT/BK,MESH,W/ZIP & POCKETS	41.49	
	31300036193	4/16/2024	12	52.37	EACH	SPADE, DRAIN, STRAIGHT FIBERGLASS HANDLE	628.44	
	31300036193	4/16/2024	12	22.92	EACH	STRAP, RATCHET, 2" X 30", HEAVY DUTY, BS=11000LBS	275.04	
						PO 31300036193 Total	944.97	
FASTENAL COMPANY	31300036244	4/26/2024	21	17.18	EACH	PANTS,RAIN, XXX-LARGE, HI-VIS, CL3	360.78	
	31300036244	4/26/2024	12	9.90	EACH	INSECTICIDE, FIRE ANT, DUST, 12 OZ.	118.80	
	31300036244	4/26/2024	588	4.29	CS	WATER, BOTTLED, EMERGENCY SUPPORT	2,522.52	
						PO 31300036244 Total	3,002.10	
						FASTENAL COMPANY Total	31,796.37	

Supplier Name	PO Number	PO Date	PO Qty	Avg Unit Price	UOM	Item Description	PO Amount	Department
FAY BLOCK MATERIALS	31300036106	4/5/2024	2280	0.58	EACH	BRICK, PAVING, 1"	1,333.80	
						PO 31300036106 Total	1,333.80	
						FAY BLOCK MATERIALS Total	1,333.80	

Supplier Name	PO Number	PO Date	PO Qty	Avg Unit Price	UOM	Item Description	PO Amount	Department
FAYETTEVILLE LANDSCAPING AND LAWN CARE, INC.	31300036101	4/4/2024				FAYETTEVILLE LANDSCAPING- KING STREET CONCRETE SLAB - FOR FRONT OF WASH OUT CONTAINERS	8,300.00	
						PO 31300036101 Total	8,300.00	
						FAYETTEVILLE LANDSCAPING AND LAWN CARE, INC. Total	8,300.00	

Supplier Name	PO Number	PO Date	PO Qty	Avg Unit Price	UOM	Item Description	PO Amount	Department
FAYETTEVILLE STEEL	31300036203	4/16/2024	50	180.00	EACH	SUPPORT, UNDERGROUND CABLE RACK, 21"	9,000.00	
						PO 31300036203 Total	9,000.00	
						FAYETTEVILLE STEEL Total	9,000.00	

Supplier Name	PO Number	PO Date	PO Qty	Avg Unit Price	UOM	Item Description	PO Amount	Department
FAYETTEVILLE SYMPHONY	31300036125	4/9/2024				SPONSORSHIP FORFAYETTEVILLE SYMPHONY ORCHESTRA 2024	10,000.00	

Purchase Order Detail Report

Supplier Name	PO Number	PO Date	PO Qty	Avg Unit Price	UOM	Item Description	PO Amount	Department
ORCHESTRA, INC								
							PO 31300036125 Total	10,000.00
							FAYETTEVILLE SYMPHONY ORCHESTRA, INC Total	10,000.00

Supplier Name	PO Number	PO Date	PO Qty	Avg Unit Price	UOM	Item Description	PO Amount	Department
FAYETTEVILLE TECHNICAL COMM COLLEGE	31300036077	4/1/2024				FTCC YELLOWBELT SESSION-JUNE	6,500.00	
							PO 31300036077 Total	6,500.00
							FAYETTEVILLE TECHNICAL COMM COLLEGE Total	6,500.00

Supplier Name	PO Number	PO Date	PO Qty	Avg Unit Price	UOM	Item Description	PO Amount	Department
FERGUSON ENTERPRISES LLC	31300036076	4/1/2024	96	24.90	EACH	HYDRAUL-EZ, BORE GEL (BORING)	2,390.40	
							PO 31300036076 Total	2,390.40
FERGUSON ENTERPRISES LLC	31300036200	4/16/2024	11	3.44	EACH	BUSHING, BRASS, 1" X 1/2", NO LEAD	37.84	
	31300036200	4/16/2024	460	1.40	FT	PIPE, PVC, 2"	644.00	
							PO 31300036200 Total	681.84
FERGUSON ENTERPRISES LLC	31300036257	4/30/2024	4	343.07	EACH	COUPLING, (HYMAX), 6", REPAIR, OD=6.42 - 7.68, LENGTH, 10.8	1,372.28	
							PO 31300036257 Total	1,372.28
							FERGUSON ENTERPRISES LLC Total	4,444.52

Supplier Name	PO Number	PO Date	PO Qty	Avg Unit Price	UOM	Item Description	PO Amount	Department
FORTILINE WATERWORKS	31300036202	4/16/2024	216	28.00	EACH	CEMENT, HYDRAULIC, 5 GAL.	6,048.00	
	31300036202	4/16/2024	4	171.00	EACH	COUPLING, 15" CLAY TO 15" CI/PVC, W/SHEAR RING	684.00	
	31300036202	4/16/2024	14	130.00	EACH	COVER,REPL, NEW AND O.S., M.H., W/PWC FAY NC LOGO	1,820.00	
							PO 31300036202 Total	8,552.00
							FORTILINE WATERWORKS Total	8,552.00

Supplier Name	PO Number	PO Date	PO Qty	Avg Unit Price	UOM	Item Description	PO Amount	Department
FRANKLIN COVEY CLIENT SALES, INC.	31300036182	4/15/2024				VENDOR AMENDMENT FOR ONSITE TRAINING FOR EXECUTIVE STAFF AS NEEDED FROM APRIL 1, 2024 THROUGH JUNE 30 2024.	13,174.86	
							PO 31300036182 Total	13,174.86
							FRANKLIN COVEY CLIENT SALES, INC. Total	13,174.86

Supplier Name	PO Number	PO Date	PO Qty	Avg Unit Price	UOM	Item Description	PO Amount	Department
FRESH FINISH	31300036184	4/15/2024				BLANKET PURCHASE ORDER FOR SHED RELOCATION SERVICES	5,000.00	

Purchase Order Detail Report

Supplier Name	PO Number	PO Date	PO Qty	Avg Unit Price	UOM	Item Description	PO Amount	Department
CONSTRUCTION AND MAINTENANCE INC.						FOR RIGHT OF WAY		
							PO 31300036184 Total	5,000.00
							FRESH FINISH CONSTRUCTION AND MAINTENANCE INC. Total	5,000.00

Supplier Name	PO Number	PO Date	PO Qty	Avg Unit Price	UOM	Item Description	PO Amount	Department
GARNERS HOME SERVICES LLC	31300036175	4/12/2024				GARNERS HOME SERVICE-PREP AND PAINT WALLS IN ONE ELECTRIC METER SHOP OFFICE	1,625.12	
							PO 31300036175 Total	1,625.12
GARNERS HOME SERVICES LLC	31300036250	4/26/2024				FOR GARNERS HOME SERVICE-PREP AND PAINT ALL EXTERIOR METAL ON RC WILLIAMS BUSINESS CENTER. APRIL 1, 2024 THROUGH JUNE 30 2024.	16,258.12	
							PO 31300036250 Total	16,258.12
							GARNERS HOME SERVICES LLC Total	17,883.24

Supplier Name	PO Number	PO Date	PO Qty	Avg Unit Price	UOM	Item Description	PO Amount	Department
GILBERT HORNER PAVING LLC	31300036056	3/27/2024				BLANKET PURCHASE AGREEMENT TO PROCESS PAY APPLICATIONS FOR CONTRACT #WRC24018 FOR PREVIOUSLY APPROVED BPA#31300034660 FOR ON-CALL ASPHALT FOR WRC FOR JULY 1, 2023, THROUGH JUNE 30, 2024	2,708.67	
	31300036056	3/27/2024				BLANKET PURCHASE AGREEMENT TO PROCESS PAY APPLICATIONS FOR CONTRACT #WRC24018 FOR PREVIOUSLY APPROVED BPA#31300034660 FOR ON-CALL ASPHALT FOR WRC FOR JULY 1, 2023, THROUGH JUNE 30, 2024	2,060.88	
							PO 31300036056 Total	4,769.55
GILBERT HORNER PAVING LLC	31300036057	3/27/2024				BLANKET PURCHASE AGREEMENT TO PROCESS PAY APPLICATIONS FOR CONTRACT #WRC24018 FOR PREVIOUSLY APPROVED BPA#31300034660 FOR ON-CALL ASPHALT FOR WRC FOR JULY 1, 2023, THROUGH JUNE 30, 2024	5,872.46	
							PO 31300036057 Total	5,872.46
GILBERT HORNER PAVING LLC	31300036080	4/2/2024				BLANKET PURCHASE AGREEMENT TO PROCESS PAY APPLICATIONS FOR CONTRACT #WRC24018 FOR PREVIOUSLY APPROVED BPA#31300034660 FOR ON-CALL ASPHALT FOR WRC FOR JULY 1, 2023, THROUGH JUNE 30, 2024	3,030.12	
							PO 31300036080 Total	3,030.12
GILBERT HORNER PAVING LLC	31300036081	4/2/2024				BLANKET PURCHASE AGREEMENT TO PROCESS PAY APPLICATIONS FOR CONTRACT #WRC24018 FOR PREVIOUSLY APPROVED BPA#31300034660 FOR ON-CALL ASPHALT FOR WRC FOR JULY 1, 2023, THROUGH JUNE 30, 2024	3,030.12	
							PO 31300036081 Total	3,030.12
GILBERT HORNER PAVING LLC	31300036083	4/2/2024				BLANKET PURCHASE AGREEMENT TO PROCESS PAY APPLICATIONS FOR CONTRACT #WRC24018 FOR PREVIOUSLY APPROVED BPA#31300034660 FOR ON-CALL ASPHALT FOR WRC	7,678.04	

Purchase Order Detail Report

Supplier Name	PO Number	PO Date	PO Qty	Avg Unit Price	UOM	Item Description	PO Amount	Department
						FOR JULY 1, 2023, THROUGH JUNE 30, 2024		
						PO 31300036083 Total	7,678.04	
GILBERT HORNER PAVING LLC	31300036112	4/5/2024				BLANKET PURCHASE AGREEMENT TO PROCESS PAY APPLICATIONS FOR CONTRACT #WRC24018 FOR PREVIOUSLY APPROVED BPA#31300034660 FOR ON-CALL ASPHALT FOR WRC FOR JULY 1, 2023, THROUGH JUNE 30, 2024	5,028.20	
						PO 31300036112 Total	5,028.20	
GILBERT HORNER PAVING LLC	31300036135	4/9/2024				BLANKET PURCHASE AGREEMENT TO PROCESS PAY APPLICATIONS FOR CONTRACT #WRC24018 FOR PREVIOUSLY APPROVED BPA#31300034660 FOR ON-CALL ASPHALT FOR WRC FOR JULY 1, 2023, THROUGH JUNE 30, 2024	4,849.44	
						PO 31300036135 Total	4,849.44	
						GILBERT HORNER PAVING LLC Total	34,257.93	

Supplier Name	PO Number	PO Date	PO Qty	Avg Unit Price	UOM	Item Description	PO Amount	Department
GRAINGER INDUSTRIAL SUPPLY	31300036130	4/9/2024	6	39.47	EACH	COOLER, CHEST, 52 QUART	236.82	
						PO 31300036130 Total	236.82	
GRAINGER INDUSTRIAL SUPPLY	31300036196	4/16/2024				GRAINGER-TIM RAMSEY-QUOTE FOR (2) DEODORIZER DRUM 55 GAL USED DURING SANITARY SEWER OVERFLOWS (ITEM#43NR53) TOTAL \$3,362.60 AS 04/15/2024	3,362.60	
						PO 31300036196 Total	3,362.60	
						GRAINGER INDUSTRIAL SUPPLY Total	3,599.42	

Supplier Name	PO Number	PO Date	PO Qty	Avg Unit Price	UOM	Item Description	PO Amount	Department
HALL'S TREE SERVICE INC.	31300036128	4/9/2024				BLANKET PURCHASE AGREEMENT TO PROCESS PAY APPLICATIONS FOR PAYMENT OF INVOICES UNDER PREVIOUSLY APPROVED BPA# 31300034193 TO PROVIDE AS-NEEDED TREE AND STUMP REMOVAL SERVICES	6,500.00	
						PO 31300036128 Total	6,500.00	
						HALL'S TREE SERVICE INC. Total	6,500.00	

Supplier Name	PO Number	PO Date	PO Qty	Avg Unit Price	UOM	Item Description	PO Amount	Department
HANDI-CLEAN PRODUCTS INC	31300036219	4/19/2024	84	6.67	BOTTL E	CLEANER, HANDI-WAY, SPRAY, QT.	560.28	
						PO 31300036219 Total	560.28	
						HANDI-CLEAN PRODUCTS INC Total	560.28	

Supplier Name	PO Number	PO Date	PO Qty	Avg Unit Price	UOM	Item Description	PO Amount	Department
HARRELL'S AUTO	31300036121	4/8/2024	1	749.70	EACH	LUBE OIL COOLER FOR G/T	749.70	

Purchase Order Detail Report

Supplier Name	PO Number	PO Date	PO Qty	Avg Unit Price	UOM	Item Description	PO Amount	Department
SERVICE	31300036121	4/8/2024	1	749.70	EACH	ATOMIZING AIR COOLER, G/T	749.70	
PO 31300036121 Total							1,499.40	
HARRELL'S AUTO SERVICE Total							1,499.40	

Supplier Name	PO Number	PO Date	PO Qty	Avg Unit Price	UOM	Item Description	PO Amount	Department
HAZEN AND SAWYER,P.C.	31300036094	4/4/2024				ENGINEERING SERVICES FOR GAC PO HOFFER WTP CPR1000531	3,065,600.00	
	31300036094	4/4/2024				ENGINEERING SERVICES FOR GAC GLENVILLE LAKE WTP CPR1000532	1,724,400.00	
PO 31300036094 Total							4,790,000.00	
HAZEN AND SAWYER,P.C.	31300036113	4/5/2024				DEVELOPMENT OF COMPREHENSIVE PFAS COMPLIANCE AND MITIGATION STRATEGY	73,350.00	
PO 31300036113 Total							73,350.00	
HAZEN AND SAWYER,P.C. Total							4,863,350.00	

Supplier Name	PO Number	PO Date	PO Qty	Avg Unit Price	UOM	Item Description	PO Amount	Department
HOPE MILLS SAW AND MOWER, INC	31300036220	4/19/2024	40	24.95	EACH	FUEL, 2-CYCLE 50:1 MIX, ETHANOL-FREE 110 OZ	998.00	
	31300036220	4/19/2024	6	4.95	EACH	OIL, BAR & CHAIN, QUART	29.70	
PO 31300036220 Total							1,027.70	
HOPE MILLS SAW AND MOWER, INC Total							1,027.70	

Supplier Name	PO Number	PO Date	PO Qty	Avg Unit Price	UOM	Item Description	PO Amount	Department
HUBBARD PIPE & SUPPLY, INC.	31300036063	3/28/2024				HUBBARD SUPPLY HOUSE - MARTY TEW - QUOTE FOR MILWAUKEE M18 FUEL 1-3/4" MAX ROTARY HAMMER KIT 2718-22HD - TOTAL \$1,074.44 AS 03/27/2024	1,074.44	
PO 31300036063 Total							1,074.44	
HUBBARD PIPE & SUPPLY, INC. Total							1,074.44	

Supplier Name	PO Number	PO Date	PO Qty	Avg Unit Price	UOM	Item Description	PO Amount	Department
HUTCHENS LAW FIRM, LLP	31300036199	4/16/2024				BLANKET PURCHASE AGREEMENT #31300028478 FOR SERVICE AGREEMENT FOR CONDEMNATIONS AND RELATED LEGAL SERVICES NEEDED FOR THE BRC SEWER OUTFALL AND LIFT STATION PROJECTS AS NEEDED	840.00	
PO 31300036199 Total							840.00	
HUTCHENS LAW FIRM, LLP Total							840.00	

Supplier Name	PO Number	PO Date	PO Qty	Avg Unit Price	UOM	Item Description	PO Amount	Department
IDEXX DISTRIBUTION INC.	31300036161	4/11/2024				(98-09221-00 WV120SBST)200,VESSELS W/ST AND SB, 200PK QTY 6.00,(98-12973-00 WP200I)GAMMA IRRAD COLILERT 100ML 200PK	7,447.15	

Purchase Order Detail Report

Supplier Name	PO Number	PO Date	PO Qty	Avg Unit Price	UOM	Item Description	PO Amount	Department
						(98-27164-00 WP100I)18IRRADIATEDCOLILERT-18 100PK QTY 2.00		
							PO 31300036161 Total	7,447.15
							IDEXX DISTRIBUTION INC. Total	7,447.15
Supplier Name	PO Number	PO Date	PO Qty	Avg Unit Price	UOM	Item Description	PO Amount	Department
INDEED INC	31300036222	4/19/2024				FOR INDEED FOR ONLINE RECRUITING SERVICES NEEDED TO PAY FOR ANNUAL INSERTION ORDER. APRIL 1, 2024 THROUGH JUNE 30 2024	24,000.00	
							PO 31300036222 Total	24,000.00
							INDEED INC Total	24,000.00
Supplier Name	PO Number	PO Date	PO Qty	Avg Unit Price	UOM	Item Description	PO Amount	Department
INFRATECH SOLUTIONS LLC	31300036084	4/2/2024				INFRATECH SOLUTIONS - MARTY TEW - QUOTE FOR E20C POLE CAMERA SYSTEM - TOTAL \$13,300.00 AS 03/28/2024	13,300.00	
							PO 31300036084 Total	13,300.00
							INFRATECH SOLUTIONS LLC Total	13,300.00
Supplier Name	PO Number	PO Date	PO Qty	Avg Unit Price	UOM	Item Description	PO Amount	Department
INSITUFORM TECHNOLOGIES LLC	31300036218	4/18/2024				BLANKET PURCHASE AGREEMENT TO PROCESS PAY APPLICATIONS FOR PAYMENT OF INVOICES UNDER PREVIOUSLY APPROVED BPA# 31300034030 (FY24 SWER MAIN REHAB)	162,261.59	
							PO 31300036218 Total	162,261.59
							INSITUFORM TECHNOLOGIES LLC Total	162,261.59
Supplier Name	PO Number	PO Date	PO Qty	Avg Unit Price	UOM	Item Description	PO Amount	Department
IPC OF FAYETTEVILLE, INC.	31300036075	4/1/2024	132	13.75	EACH	SOAP, LIQUID, DISPENSER, GREEN SEAL	1,815.00	
							PO 31300036075 Total	1,815.00
IPC OF FAYETTEVILLE, INC.	31300036168	4/11/2024	15	29.62	CS	BAG, REFUSE, 24" X 33", SMALL, CLEAR	444.30	
							PO 31300036168 Total	444.30
							IPC OF FAYETTEVILLE, INC. Total	2,259.30
Supplier Name	PO Number	PO Date	PO Qty	Avg Unit Price	UOM	Item Description	PO Amount	Department
JAMES RIVER EQUIPMENT COMPANY	31300036185	4/15/2024				PURCHASE ORDER FOR THE WC EQUIPMENT REPAIR THAT WAS NOT COVERED UNDER WARRANTY.	6,212.62	
							PO 31300036185 Total	6,212.62
							JAMES RIVER EQUIPMENT COMPANY Total	6,212.62

Purchase Order Detail Report

Supplier Name	PO Number	PO Date	PO Qty	Avg Unit Price	UOM	Item Description	PO Amount	Department
JENNINGS O'NEIL CAREER ACADEMY AND WORKFORCE DEVELOPMENT	31300036095	4/4/2024				JENNINGS O'NEILL CAREER ACADEMYFIBER OPTIC CERTIFICATION TRAING FOR DANIEL BLAKE MAYTON	3,125.00	
							PO 31300036095 Total	3,125.00
							JENNINGS O'NEIL CAREER ACADEMY AND WORKFORCE DEVELOPMENT Total	3,125.00

Supplier Name	PO Number	PO Date	PO Qty	Avg Unit Price	UOM	Item Description	PO Amount	Department
JOHNSON LUMBER PRODUCTS, INC.	31300036157	4/11/2024	350	0.58	EACH	STAKE, ENGINEER, 3/4" X 2" X 18"	203.00	
							PO 31300036157 Total	203.00
							JOHNSON LUMBER PRODUCTS, INC. Total	203.00

Supplier Name	PO Number	PO Date	PO Qty	Avg Unit Price	UOM	Item Description	PO Amount	Department
KAESER COMPRESSORS, INC	31300036204	4/16/2024	1	2,023.00	KT	MAINTENANCE KIT, KAESER DRYER KAD-165S, USMKA165BH3	2,023.00	
							PO 31300036204 Total	2,023.00
							KAESER COMPRESSORS, INC Total	2,023.00

Supplier Name	PO Number	PO Date	PO Qty	Avg Unit Price	UOM	Item Description	PO Amount	Department
KONECRANES, INC.	31300036183	4/15/2024				(KONECRANES) REPAIR OF OH CRANE IN STEAM TURBINE BLDG OF BWGP.	1,840.00	
							PO 31300036183 Total	1,840.00
							KONECRANES, INC. Total	1,840.00

Supplier Name	PO Number	PO Date	PO Qty	Avg Unit Price	UOM	Item Description	PO Amount	Department
LOOKS GREAT SERVICES OF MS, INC.	31300036044	3/25/2024				BLANKET PURCHASE AGREEMENT TO PROCESS PAY APPLICATIONS FOR PREVIOUSLY APPROVED BPA #31300034280 FOR ELECTRIC SYSTEM RIGHT-OF-WAY CLEARANCE FOR FY 24	15,920.60	
							PO 31300036044 Total	15,920.60
LOOKS GREAT SERVICES OF MS, INC.	31300036045	3/25/2024				BLANKET PURCHASE AGREEMENT TO PROCESS PAY APPLICATIONS FOR PREVIOUSLY APPROVED BPA #31300034280 FOR ELECTRIC SYSTEM RIGHT-OF-WAY CLEARANCE FOR FY 24	17,144.10	
							PO 31300036045 Total	17,144.10
LOOKS GREAT SERVICES OF MS, INC.	31300036046	3/25/2024				BLANKET PURCHASE AGREEMENT TO PROCESS PAY APPLICATIONS FOR PREVIOUSLY APPROVED BPA #31300034280 FOR ELECTRIC SYSTEM RIGHT-OF-WAY CLEARANCE FOR FY 24	3,327.54	
							PO 31300036046 Total	3,327.54
LOOKS GREAT	31300036047	3/25/2024				BLANKET PURCHASE AGREEMENT TO PROCESS PAY	40,180.70	

Purchase Order Detail Report

Supplier Name	PO Number	PO Date	PO Qty	Avg Unit Price	UOM	Item Description	PO Amount	Department
SERVICES OF MS, INC.						APPLICATIONS FOR PREVIOUSLY APPROVED BPA #31300034280 FOR ELECTRIC SYSTEM RIGHT-OF-WAY CLEARANCE FOR FY 24		
PO 31300036047 Total							40,180.70	
LOOKS GREAT SERVICES OF MS, INC.	31300036164	4/11/2024				BLANKET PURCHASE AGREEMENT TO PROCESS PAY APPLICATIONS FOR PREVIOUSLY APPROVED BPA #31300034280 FOR ELECTRIC SYSTEM RIGHT-OF-WAY CLEARANCE FOR FY 24	25,391.90	
PO 31300036164 Total							25,391.90	
LOOKS GREAT SERVICES OF MS, INC.	31300036165	4/11/2024				BLANKET PURCHASE AGREEMENT TO PROCESS PAY APPLICATIONS FOR PREVIOUSLY APPROVED BPA #31300034280 FOR ELECTRIC SYSTEM RIGHT-OF-WAY CLEARANCE FOR FY 24	14,897.50	
PO 31300036165 Total							14,897.50	
LOOKS GREAT SERVICES OF MS, INC.	31300036173	4/12/2024				BLANKET PURCHASE AGREEMENT TO PROCESS PAY APPLICATIONS FOR PREVIOUSLY APPROVED BPA #31300034280 FOR ELECTRIC SYSTEM RIGHT-OF-WAY CLEARANCE FOR FY 24	76,726.60	
PO 31300036173 Total							76,726.60	
LOOKS GREAT SERVICES OF MS, INC.	31300036176	4/12/2024				BLANKET PURCHASE AGREEMENT TO PROCESS PAY APPLICATIONS FOR PREVIOUSLY APPROVED BPA #31300034280 FOR ELECTRIC SYSTEM RIGHT-OF-WAY CLEARANCE FOR FY 24	6,147.20	
PO 31300036176 Total							6,147.20	
LOOKS GREAT SERVICES OF MS, INC. Total							199,736.14	

Supplier Name	PO Number	PO Date	PO Qty	Avg Unit Price	UOM	Item Description	PO Amount	Department
MAINLINING AMERICA, LLC	31300036143	4/9/2024				BLANKET PURCHASE AGREEMENT TO PROCESS PAY APPLICATIONS FOR PAYMENT OF INVOICES UNDER PREVIOUSLY APPROVED BPA#31300034032 (FY24 WATER MAIN REHAB)	685,863.54	
PO 31300036143 Total							685,863.54	
MAINLINING AMERICA, LLC Total							685,863.54	

Supplier Name	PO Number	PO Date	PO Qty	Avg Unit Price	UOM	Item Description	PO Amount	Department
MCPHERSON SPECIALTY WELDING SERVICES LLC	31300036247	4/26/2024				(MCPHERSON) EMERGENCY WELDING SERVICES FOR GAS LINE REPAIR	3,718.00	
PO 31300036247 Total							3,718.00	
MCPHERSON SPECIALTY WELDING SERVICES LLC Total							3,718.00	

Supplier Name	PO Number	PO Date	PO Qty	Avg Unit Price	UOM	Item Description	PO Amount	Department
MECHANICAL JOBBERS MARKETING INC.	31300036225	4/22/2024				PROCESS PAY APPLICATIONS FOR PAYMENT OF INVOICES UNDER PREVIOUSLY APPROVED BPA #31300036225 FOR MANHOLE REHABILITATION (CIP)- FIBERGLASS REINFORCED EPOXY - FOR APRIL 2024 THROUGH JUNE 2024	500,000.00	
PO 31300036225 Total							500,000.00	

Purchase Order Detail Report

Supplier Name	PO Number	PO Date	PO Qty	Avg Unit Price	UOM	Item Description	PO Amount	Department
MECHANICAL JOBBERS MARKETING INC.	31300036226	4/22/2024				PAY APPLICATIONS FOR PAYMENT OF INVOICES UNDER PREVIOUSLY APPROVED BPA #31300036226 FOR MANHOLE REHABILITATION POLYMERIC EPOXY - FOR APRIL 2024 THROUGH JUNE 2024	500,000.00	
							PO 31300036226 Total	500,000.00
							MECHANICAL JOBBERS MARKETING INC. Total	1,000,000.00

Supplier Name	PO Number	PO Date	PO Qty	Avg Unit Price	UOM	Item Description	PO Amount	Department
MITCHAM AND COMPANY, INC	31300035992	3/15/2024				REPAIRS TO THE BOILER AT THE CROSS CREEK WRF.	5,400.13	
							PO 31300035992 Total	5,400.13
							MITCHAM AND COMPANY, INC Total	5,400.13

Supplier Name	PO Number	PO Date	PO Qty	Avg Unit Price	UOM	Item Description	PO Amount	Department
MOTH+FLAME INC	31300036233	4/23/2024				VIRTUAL REALITY TRAINING RENEWAL- MOTH & FLAME	15,000.00	
							PO 31300036233 Total	15,000.00
							MOTH+FLAME INC Total	15,000.00

Supplier Name	PO Number	PO Date	PO Qty	Avg Unit Price	UOM	Item Description	PO Amount	Department
MYTHICS, LLC	31300036059	3/28/2024				ORACLE UNIVERSITY RENEWAL (EDU CLOUD APPLICATIONS LEARNING SUBSCRIPTION) (QUOTE FPWC-OU-031424 (4-13-24 to 4-12-25))	4,745.25	
							PO 31300036059 Total	4,745.25
MYTHICS, LLC	31300036107	4/5/2024				MYTHICS REMOTED MANAGED SERVICES (APR 1-JUN 30 2024)	16,800.00	
							PO 31300036107 Total	16,800.00
							MYTHICS, LLC Total	21,545.25

Supplier Name	PO Number	PO Date	PO Qty	Avg Unit Price	UOM	Item Description	PO Amount	Department
NCDEQ-DIVISION OF WATER RESOURCES	31300036232	4/23/2024				ANNUAL PERMIT FEE - PERMIT #NC0023957 - CROSS CREEK WWTP - FOR THE PERIOD 05/01/2024 TO 04/30/2025	4,625.00	
							PO 31300036232 Total	4,625.00
							NCDEQ-DIVISION OF WATER RESOURCES Total	4,625.00

Supplier Name	PO Number	PO Date	PO Qty	Avg Unit Price	UOM	Item Description	PO Amount	Department
OPTERRA SOLUTIONS, INC	31300036096	4/4/2024				OPTERRA SOLUTIONS-FLEET POND DREDGE FOR POND OUTSIDE OF FLEET PER THE VENDOR QUOTE #35501. APRIL 1, 2024 THROUGH JUNE 30, 2024.	8,000.00	
							PO 31300036096 Total	8,000.00

Purchase Order Detail Report

Supplier Name	PO Number	PO Date	PO Qty	Avg Unit Price	UOM	Item Description	PO Amount	Department
OPTERRA SOLUTIONS, INC Total							8,000.00	

Supplier Name	PO Number	PO Date	PO Qty	Avg Unit Price	UOM	Item Description	PO Amount	Department
PARKER OIL COMPANY, INC.	31300036069	3/28/2024				PROCESS PAY APPLICATIONS FOR PREVIOUSLY APPROVED BPA#31300035646 FOR FUEL FOR THE BACKUP EMERGENCY GENERATORS (ROCKFISH WRF) FROM OCTOBER 1, 2023, THROUGH JUNE 30, 2024	1,464.50	
PO 31300036069 Total							1,464.50	
PARKER OIL COMPANY, INC. Total							1,464.50	

Supplier Name	PO Number	PO Date	PO Qty	Avg Unit Price	UOM	Item Description	PO Amount	Department
PHOENIX SPIRIT GROUP, LLC	31300036099	4/4/2024				PAY APPLICATIONS FOR CONTRACT # ECS24013 FOR PREVIOUSLY APPROVED BPA 31300035281 FOR FY24 FLAGGING OPERATION NEEDS FOR ELECTRIC CONSTRUCTION	4,992.00	
PO 31300036099 Total							4,992.00	
PHOENIX SPIRIT GROUP, LLC	31300036139	4/9/2024				PAY APPLICATIONS FOR CONTRACT # ECS24013 FOR PREVIOUSLY APPROVED BPA 31300035281 FOR FY24 FLAGGING OPERATION NEEDS FOR ELECTRIC CONSTRUCTION	4,992.00	
PO 31300036139 Total							4,992.00	
PHOENIX SPIRIT GROUP, LLC	31300036228	4/23/2024				PAY APPLICATIONS FOR CONTRACT # ECS24013 FOR PREVIOUSLY APPROVED BPA 31300035281 FOR FY24 FLAGGING OPERATION NEEDS FOR ELECTRIC CONSTRUCTION	4,992.00	
PO 31300036228 Total							4,992.00	
PHOENIX SPIRIT GROUP, LLC Total							14,976.00	

Supplier Name	PO Number	PO Date	PO Qty	Avg Unit Price	UOM	Item Description	PO Amount	Department
PIKE ELECTRIC, LLC	31300036067	3/28/2024				BLANKET PURCHASE AGREEMENT TO PROCESS PAY APPLICATION FOR PAYMENT OF INVOICES UNDER PREVIOUSLY APPROVED BPA#31300034136 FOR COMMERCIAL UNDERGROUND DISTRIBUTION CONSTRUCTION FOR THE PERIOD OF JULY 2023 THROUGH JUNE 2024.	9,259.25	
	31300036067	3/28/2024				BLANKET PURCHASE AGREEMENT TO PROCESS PAY APPLICATION FOR PAYMENT OF INVOICES UNDER PREVIOUSLY APPROVED BPA#31300034136 FOR COMMERCIAL UNDERGROUND DISTRIBUTION CONSTRUCTION FOR THE PERIOD OF JULY 2023 THROUGH JUNE 2024.	11,412.82	
	31300036067	3/28/2024				BLANKET PURCHASE AGREEMENT TO PROCESS PAY APPLICATION FOR PAYMENT OF INVOICES UNDER PREVIOUSLY APPROVED BPA#31300034136 FOR COMMERCIAL UNDERGROUND DISTRIBUTION CONSTRUCTION FOR THE PERIOD OF JULY 2023 THROUGH JUNE 2024.	3,282.82	
	31300036067	3/28/2024				BLANKET PURCHASE AGREEMENT TO PROCESS PAY	10,019.82	

Purchase Order Detail Report

Supplier Name	PO Number	PO Date	PO Qty	Avg Unit Price	UOM	Item Description	PO Amount	Department
						APPLICATION FOR PAYMENT OF INVOICES UNDER PREVIOUSLY APPROVED BPA#31300034136 FOR COMMERCIAL UNDERGROUND DISTRIBUTION CONSTRUCTION FOR THE PERIOD OF JULY 2023 THROUGH JUNE 2024.		
	31300036067	3/28/2024				BLANKET PURCHASE AGREEMENT TO PROCESS PAY APPLICATION FOR PAYMENT OF INVOICES UNDER PREVIOUSLY APPROVED BPA#31300034136 FOR COMMERCIAL UNDERGROUND DISTRIBUTION CONSTRUCTION FOR THE PERIOD OF JULY 2023 THROUGH JUNE 2024.	12,414.86	
	31300036067	3/28/2024				BLANKET PURCHASE AGREEMENT TO PROCESS PAY APPLICATION FOR PAYMENT OF INVOICES UNDER PREVIOUSLY APPROVED BPA#31300034136 FOR COMMERCIAL UNDERGROUND DISTRIBUTION CONSTRUCTION FOR THE PERIOD OF JULY 2023 THROUGH JUNE 2024.	250.25	
	31300036067	3/28/2024				BLANKET PURCHASE AGREEMENT TO PROCESS PAY APPLICATION FOR PAYMENT OF INVOICES UNDER PREVIOUSLY APPROVED BPA#31300034136 FOR COMMERCIAL UNDERGROUND DISTRIBUTION CONSTRUCTION FOR THE PERIOD OF JULY 2023 THROUGH JUNE 2024.	2,570.71	
	31300036067	3/28/2024				BLANKET PURCHASE AGREEMENT TO PROCESS PAY APPLICATION FOR PAYMENT OF INVOICES UNDER PREVIOUSLY APPROVED BPA#31300034136 FOR COMMERCIAL UNDERGROUND DISTRIBUTION CONSTRUCTION FOR THE PERIOD OF JULY 2023 THROUGH JUNE 2024.	111.81	
PO 31300036067 Total							49,322.34	
PIKE ELECTRIC, LLC	31300036068	3/28/2024				BLANKET PURCHASE AGREEMENT TO PROCESS PAY APPLICATION FOR PAYMENT OF INVOICES UNDER PREVIOUSLY APPROVED BPA#31300034136 FOR COMMERCIAL UNDERGROUND DISTRIBUTION CONSTRUCTION FOR THE PERIOD OF JULY 2023 THROUGH JUNE 2024.	10,010.00	
	31300036068	3/28/2024				BLANKET PURCHASE AGREEMENT TO PROCESS PAY APPLICATION FOR PAYMENT OF INVOICES UNDER PREVIOUSLY APPROVED BPA#31300034136 FOR COMMERCIAL UNDERGROUND DISTRIBUTION CONSTRUCTION FOR THE PERIOD OF JULY 2023 THROUGH JUNE 2024.	12,348.40	
	31300036068	3/28/2024				BLANKET PURCHASE AGREEMENT TO PROCESS PAY APPLICATION FOR PAYMENT OF INVOICES UNDER PREVIOUSLY APPROVED BPA#31300034136 FOR COMMERCIAL UNDERGROUND DISTRIBUTION CONSTRUCTION FOR THE PERIOD OF JULY 2023 THROUGH JUNE 2024.	3,455.60	
	31300036068	3/28/2024				BLANKET PURCHASE AGREEMENT TO PROCESS PAY APPLICATION FOR PAYMENT OF INVOICES UNDER PREVIOUSLY APPROVED BPA#31300034136 FOR COMMERCIAL UNDERGROUND DISTRIBUTION CONSTRUCTION FOR THE PERIOD OF JULY 2023 THROUGH JUNE 2024.	11,532.71	
	31300036068	3/28/2024				BLANKET PURCHASE AGREEMENT TO PROCESS PAY	1,470.25	

Purchase Order Detail Report

Supplier Name	PO Number	PO Date	PO Qty	Avg Unit Price	UOM	Item Description	PO Amount	Department
						APPLICATION FOR PAYMENT OF INVOICES UNDER PREVIOUSLY APPROVED BPA#31300034136 FOR COMMERCIAL UNDERGROUND DISTRIBUTION CONSTRUCTION FOR THE PERIOD OF JULY 2023 THROUGH JUNE 2024.		
	31300036068	3/28/2024				BLANKET PURCHASE AGREEMENT TO PROCESS PAY APPLICATION FOR PAYMENT OF INVOICES UNDER PREVIOUSLY APPROVED BPA#31300034136 FOR COMMERCIAL UNDERGROUND DISTRIBUTION CONSTRUCTION FOR THE PERIOD OF JULY 2023 THROUGH JUNE 2024.	11,056.80	
PO 31300036068 Total							49,873.76	
PIKE ELECTRIC, LLC	31300036174	4/12/2024				BLANKET PURCHASE AGREEMENT TO PROCESS PAY APPLICATION FOR PAYMENT OF INVOICES UNDER PREVIOUSLY APPROVED BPA#31300034136 FOR COMMERCIAL UNDERGROUND DISTRIBUTION CONSTRUCTION FOR THE PERIOD OF JULY 2023 THROUGH JUNE 2024.	11,339.60	
	31300036174	4/12/2024				BLANKET PURCHASE AGREEMENT TO PROCESS PAY APPLICATION FOR PAYMENT OF INVOICES UNDER PREVIOUSLY APPROVED BPA#31300034136 FOR COMMERCIAL UNDERGROUND DISTRIBUTION CONSTRUCTION FOR THE PERIOD OF JULY 2023 THROUGH JUNE 2024.	11,004.95	
	31300036174	4/12/2024				BLANKET PURCHASE AGREEMENT TO PROCESS PAY APPLICATION FOR PAYMENT OF INVOICES UNDER PREVIOUSLY APPROVED BPA#31300034136 FOR COMMERCIAL UNDERGROUND DISTRIBUTION CONSTRUCTION FOR THE PERIOD OF JULY 2023 THROUGH JUNE 2024.	12,308.63	
	31300036174	4/12/2024				BLANKET PURCHASE AGREEMENT TO PROCESS PAY APPLICATION FOR PAYMENT OF INVOICES UNDER PREVIOUSLY APPROVED BPA#31300034136 FOR COMMERCIAL UNDERGROUND DISTRIBUTION CONSTRUCTION FOR THE PERIOD OF JULY 2023 THROUGH JUNE 2024.	3,455.60	
	31300036174	4/12/2024				BLANKET PURCHASE AGREEMENT TO PROCESS PAY APPLICATION FOR PAYMENT OF INVOICES UNDER PREVIOUSLY APPROVED BPA#31300034136 FOR COMMERCIAL UNDERGROUND DISTRIBUTION CONSTRUCTION FOR THE PERIOD OF JULY 2023 THROUGH JUNE 2024.	6,767.40	
	31300036174	4/12/2024				BLANKET PURCHASE AGREEMENT TO PROCESS PAY APPLICATION FOR PAYMENT OF INVOICES UNDER PREVIOUSLY APPROVED BPA#31300034136 FOR COMMERCIAL UNDERGROUND DISTRIBUTION CONSTRUCTION FOR THE PERIOD OF JULY 2023 THROUGH JUNE 2024.	6,115.94	
PO 31300036174 Total							50,992.12	
PIKE ELECTRIC, LLC	31300036207	4/18/2024				BLANKET PURCHASE AGREEMENT TO PROCESS PAY APPLICATION FOR PAYMENT OF INVOICES UNDER PREVIOUSLY APPROVED BPA#31300034136 FOR COMMERCIAL UNDERGROUND DISTRIBUTION CONSTRUCTION FOR THE PERIOD OF JULY 2023 THROUGH JUNE 2024.	5,528.40	

Purchase Order Detail Report

Supplier Name	PO Number	PO Date	PO Qty	Avg Unit Price	UOM	Item Description	PO Amount	Department
	31300036207	4/18/2024				BLANKET PURCHASE AGREEMENT TO PROCESS PAY APPLICATION FOR PAYMENT OF INVOICES UNDER PREVIOUSLY APPROVED BPA#31300034136 FOR COMMERCIAL UNDERGROUND DISTRIBUTION CONSTRUCTION FOR THE PERIOD OF JULY 2023 THROUGH JUNE 2024.	8,906.74	
	31300036207	4/18/2024				BLANKET PURCHASE AGREEMENT TO PROCESS PAY APPLICATION FOR PAYMENT OF INVOICES UNDER PREVIOUSLY APPROVED BPA#31300034136 FOR COMMERCIAL UNDERGROUND DISTRIBUTION CONSTRUCTION FOR THE PERIOD OF JULY 2023 THROUGH JUNE 2024.	11,782.80	
	31300036207	4/18/2024				BLANKET PURCHASE AGREEMENT TO PROCESS PAY APPLICATION FOR PAYMENT OF INVOICES UNDER PREVIOUSLY APPROVED BPA#31300034136 FOR COMMERCIAL UNDERGROUND DISTRIBUTION CONSTRUCTION FOR THE PERIOD OF JULY 2023 THROUGH JUNE 2024.	11,865.43	
	31300036207	4/18/2024				BLANKET PURCHASE AGREEMENT TO PROCESS PAY APPLICATION FOR PAYMENT OF INVOICES UNDER PREVIOUSLY APPROVED BPA#31300034136 FOR COMMERCIAL UNDERGROUND DISTRIBUTION CONSTRUCTION FOR THE PERIOD OF JULY 2023 THROUGH JUNE 2024.	3,455.60	
	31300036207	4/18/2024				BLANKET PURCHASE AGREEMENT TO PROCESS PAY APPLICATION FOR PAYMENT OF INVOICES UNDER PREVIOUSLY APPROVED BPA#31300034136 FOR COMMERCIAL UNDERGROUND DISTRIBUTION CONSTRUCTION FOR THE PERIOD OF JULY 2023 THROUGH JUNE 2024.	9,250.80	
	31300036207	4/18/2024				BLANKET PURCHASE AGREEMENT TO PROCESS PAY APPLICATION FOR PAYMENT OF INVOICES UNDER PREVIOUSLY APPROVED BPA#31300034136 FOR COMMERCIAL UNDERGROUND DISTRIBUTION CONSTRUCTION FOR THE PERIOD OF JULY 2023 THROUGH JUNE 2024.	3,083.60	
	31300036207	4/18/2024				BLANKET PURCHASE AGREEMENT TO PROCESS PAY APPLICATION FOR PAYMENT OF INVOICES UNDER PREVIOUSLY APPROVED BPA#31300034136 FOR COMMERCIAL UNDERGROUND DISTRIBUTION CONSTRUCTION FOR THE PERIOD OF JULY 2023 THROUGH JUNE 2024.	5,528.40	
PO 31300036207 Total							59,401.77	
PIKE ELECTRIC, LLC	31300036208	4/18/2024				BLANKET PURCHASE AGREEMENT TO PROCESS PAY APPLICATION FOR PAYMENT OF INVOICES UNDER PREVIOUSLY APPROVED BPA#31300034136 FOR COMMERCIAL UNDERGROUND DISTRIBUTION CONSTRUCTION FOR THE PERIOD OF JULY 2023 THROUGH JUNE 2024.	1,934.94	
	31300036208	4/18/2024				BLANKET PURCHASE AGREEMENT TO PROCESS PAY APPLICATION FOR PAYMENT OF INVOICES UNDER PREVIOUSLY APPROVED BPA#31300034136 FOR COMMERCIAL UNDERGROUND DISTRIBUTION CONSTRUCTION FOR THE PERIOD OF JULY 2023 THROUGH JUNE 2024.	2,764.20	

Purchase Order Detail Report

Supplier Name	PO Number	PO Date	PO Qty	Avg Unit Price	UOM	Item Description	PO Amount	Department
	31300036208	4/18/2024				BLANKET PURCHASE AGREEMENT TO PROCESS PAY APPLICATION FOR PAYMENT OF INVOICES UNDER PREVIOUSLY APPROVED BPA#31300034136 FOR COMMERCIAL UNDERGROUND DISTRIBUTION CONSTRUCTION FOR THE PERIOD OF JULY 2023 THROUGH JUNE 2024.	2,368.59	
	31300036208	4/18/2024				BLANKET PURCHASE AGREEMENT TO PROCESS PAY APPLICATION FOR PAYMENT OF INVOICES UNDER PREVIOUSLY APPROVED BPA#31300034136 FOR COMMERCIAL UNDERGROUND DISTRIBUTION CONSTRUCTION FOR THE PERIOD OF JULY 2023 THROUGH JUNE 2024.	604.73	
	31300036208	4/18/2024				BLANKET PURCHASE AGREEMENT TO PROCESS PAY APPLICATION FOR PAYMENT OF INVOICES UNDER PREVIOUSLY APPROVED BPA#31300034136 FOR COMMERCIAL UNDERGROUND DISTRIBUTION CONSTRUCTION FOR THE PERIOD OF JULY 2023 THROUGH JUNE 2024.	7,713.95	
	31300036208	4/18/2024				BLANKET PURCHASE AGREEMENT TO PROCESS PAY APPLICATION FOR PAYMENT OF INVOICES UNDER PREVIOUSLY APPROVED BPA#31300034136 FOR COMMERCIAL UNDERGROUND DISTRIBUTION CONSTRUCTION FOR THE PERIOD OF JULY 2023 THROUGH JUNE 2024.	1,934.94	
	31300036208	4/18/2024				BLANKET PURCHASE AGREEMENT TO PROCESS PAY APPLICATION FOR PAYMENT OF INVOICES UNDER PREVIOUSLY APPROVED BPA#31300034136 FOR COMMERCIAL UNDERGROUND DISTRIBUTION CONSTRUCTION FOR THE PERIOD OF JULY 2023 THROUGH JUNE 2024.	2,591.70	
	31300036208	4/18/2024				BLANKET PURCHASE AGREEMENT TO PROCESS PAY APPLICATION FOR PAYMENT OF INVOICES UNDER PREVIOUSLY APPROVED BPA#31300034136 FOR COMMERCIAL UNDERGROUND DISTRIBUTION CONSTRUCTION FOR THE PERIOD OF JULY 2023 THROUGH JUNE 2024.	7,782.51	
	31300036208	4/18/2024				BLANKET PURCHASE AGREEMENT TO PROCESS PAY APPLICATION FOR PAYMENT OF INVOICES UNDER PREVIOUSLY APPROVED BPA#31300034136 FOR COMMERCIAL UNDERGROUND DISTRIBUTION CONSTRUCTION FOR THE PERIOD OF JULY 2023 THROUGH JUNE 2024.	3,593.46	
	31300036208	4/18/2024				BLANKET PURCHASE AGREEMENT TO PROCESS PAY APPLICATION FOR PAYMENT OF INVOICES UNDER PREVIOUSLY APPROVED BPA#31300034136 FOR COMMERCIAL UNDERGROUND DISTRIBUTION CONSTRUCTION FOR THE PERIOD OF JULY 2023 THROUGH JUNE 2024.	2,368.59	
	31300036208	4/18/2024				BLANKET PURCHASE AGREEMENT TO PROCESS PAY APPLICATION FOR PAYMENT OF INVOICES UNDER PREVIOUSLY APPROVED BPA#31300034136 FOR COMMERCIAL UNDERGROUND DISTRIBUTION CONSTRUCTION FOR THE PERIOD OF JULY 2023 THROUGH JUNE 2024.	2,160.97	
	31300036208	4/18/2024				BLANKET PURCHASE AGREEMENT TO PROCESS PAY	2,061.99	

Purchase Order Detail Report

Supplier Name	PO Number	PO Date	PO Qty	Avg Unit Price	UOM	Item Description	PO Amount	Department
						APPLICATION FOR PAYMENT OF INVOICES UNDER PREVIOUSLY APPROVED BPA#31300034136 FOR COMMERCIAL UNDERGROUND DISTRIBUTION CONSTRUCTION FOR THE PERIOD OF JULY 2023 THROUGH JUNE 2024.		
PO 31300036208 Total							37,880.57	
PIKE ELECTRIC, LLC	31300036209	4/18/2024				BLANKET PURCHASE AGREEMENT TO PROCESS PAY APPLICATION FOR PAYMENT OF INVOICES UNDER PREVIOUSLY APPROVED BPA#31300034136 FOR COMMERCIAL UNDERGROUND DISTRIBUTION CONSTRUCTION FOR THE PERIOD OF JULY 2023 THROUGH JUNE 2024.	3,455.60	
	31300036209	4/18/2024				BLANKET PURCHASE AGREEMENT TO PROCESS PAY APPLICATION FOR PAYMENT OF INVOICES UNDER PREVIOUSLY APPROVED BPA#31300034136 FOR COMMERCIAL UNDERGROUND DISTRIBUTION CONSTRUCTION FOR THE PERIOD OF JULY 2023 THROUGH JUNE 2024.	11,782.80	
	31300036209	4/18/2024				BLANKET PURCHASE AGREEMENT TO PROCESS PAY APPLICATION FOR PAYMENT OF INVOICES UNDER PREVIOUSLY APPROVED BPA#31300034136 FOR COMMERCIAL UNDERGROUND DISTRIBUTION CONSTRUCTION FOR THE PERIOD OF JULY 2023 THROUGH JUNE 2024.	12,082.48	
	31300036209	4/18/2024				BLANKET PURCHASE AGREEMENT TO PROCESS PAY APPLICATION FOR PAYMENT OF INVOICES UNDER PREVIOUSLY APPROVED BPA#31300034136 FOR COMMERCIAL UNDERGROUND DISTRIBUTION CONSTRUCTION FOR THE PERIOD OF JULY 2023 THROUGH JUNE 2024.	2,764.20	
	31300036209	4/18/2024				BLANKET PURCHASE AGREEMENT TO PROCESS PAY APPLICATION FOR PAYMENT OF INVOICES UNDER PREVIOUSLY APPROVED BPA#31300034136 FOR COMMERCIAL UNDERGROUND DISTRIBUTION CONSTRUCTION FOR THE PERIOD OF JULY 2023 THROUGH JUNE 2024.	13,534.80	
	31300036209	4/18/2024				BLANKET PURCHASE AGREEMENT TO PROCESS PAY APPLICATION FOR PAYMENT OF INVOICES UNDER PREVIOUSLY APPROVED BPA#31300034136 FOR COMMERCIAL UNDERGROUND DISTRIBUTION CONSTRUCTION FOR THE PERIOD OF JULY 2023 THROUGH JUNE 2024.	8,085.20	
PO 31300036209 Total							51,705.08	
PIKE ELECTRIC, LLC	31300036211	4/18/2024				BLANKET PURCHASE AGREEMENT TO PROCESS PAY APPLICATION FOR PAYMENT OF INVOICES UNDER PREVIOUSLY APPROVED BPA#31300034136 FOR COMMERCIAL UNDERGROUND DISTRIBUTION CONSTRUCTION FOR THE PERIOD OF JULY 2023 THROUGH JUNE 2024.	2,764.20	
	31300036211	4/18/2024				BLANKET PURCHASE AGREEMENT TO PROCESS PAY APPLICATION FOR PAYMENT OF INVOICES UNDER PREVIOUSLY APPROVED BPA#31300034136 FOR COMMERCIAL UNDERGROUND DISTRIBUTION CONSTRUCTION FOR THE PERIOD OF JULY 2023 THROUGH JUNE 2024.	10,934.41	

Purchase Order Detail Report

Supplier Name	PO Number	PO Date	PO Qty	Avg Unit Price	UOM	Item Description	PO Amount	Department
	31300036211	4/18/2024				BLANKET PURCHASE AGREEMENT TO PROCESS PAY APPLICATION FOR PAYMENT OF INVOICES UNDER PREVIOUSLY APPROVED BPA#31300034136 FOR COMMERCIAL UNDERGROUND DISTRIBUTION CONSTRUCTION FOR THE PERIOD OF JULY 2023 THROUGH JUNE 2024.	13,887.82	
	31300036211	4/18/2024				BLANKET PURCHASE AGREEMENT TO PROCESS PAY APPLICATION FOR PAYMENT OF INVOICES UNDER PREVIOUSLY APPROVED BPA#31300034136 FOR COMMERCIAL UNDERGROUND DISTRIBUTION CONSTRUCTION FOR THE PERIOD OF JULY 2023 THROUGH JUNE 2024.	3,282.82	
	31300036211	4/18/2024				BLANKET PURCHASE AGREEMENT TO PROCESS PAY APPLICATION FOR PAYMENT OF INVOICES UNDER PREVIOUSLY APPROVED BPA#31300034136 FOR COMMERCIAL UNDERGROUND DISTRIBUTION CONSTRUCTION FOR THE PERIOD OF JULY 2023 THROUGH JUNE 2024.	12,685.16	
	31300036211	4/18/2024				BLANKET PURCHASE AGREEMENT TO PROCESS PAY APPLICATION FOR PAYMENT OF INVOICES UNDER PREVIOUSLY APPROVED BPA#31300034136 FOR COMMERCIAL UNDERGROUND DISTRIBUTION CONSTRUCTION FOR THE PERIOD OF JULY 2023 THROUGH JUNE 2024.	7,739.76	
PO 31300036211 Total							51,294.17	
PIKE ELECTRIC, LLC Total							350,469.81	

Supplier Name	PO Number	PO Date	PO Qty	Avg Unit Price	UOM	Item Description	PO Amount	Department
PPG PORTER PAINTS	31300036224	4/22/2024	8	10.32	EACH	PAINT, TRANSFORMER GREEN, 1 GAL. CAN	82.56	
PO 31300036224 Total							82.56	
PPG PORTER PAINTS Total							82.56	

Supplier Name	PO Number	PO Date	PO Qty	Avg Unit Price	UOM	Item Description	PO Amount	Department
RADWELL INTERNATIONAL, INC.	31300036259	4/30/2024	20	13.00	EACH	BRUSHES, G/T HYDRAULIC RATCHET MOTOR	260.00	
PO 31300036259 Total							260.00	
RADWELL INTERNATIONAL, INC. Total							260.00	

Supplier Name	PO Number	PO Date	PO Qty	Avg Unit Price	UOM	Item Description	PO Amount	Department
RANDALL SUPPLY, INC	31300036051	3/27/2024				PAY APPLICATIONS FOR CONTRACT #WRT24029 FOR PREVIOUSLY APPROVED BPA#31300035133TO PROVIDE EMERGENCY PUMP MOTOR REBUILDS AND/OR REPAIRS AT TEH P.O. HOFFER WTF FROM NOVEMBER 1, 2023, THROUGH JUNE 30, 2024	46,444.00	
PO 31300036051 Total							46,444.00	
RANDALL SUPPLY, INC Total							46,444.00	

Purchase Order Detail Report

Supplier Name	PO Number	PO Date	PO Qty	Avg Unit Price	UOM	Item Description	PO Amount	Department
RANGE KLEEN MFG.	31300036155	4/10/2024	1	9,922.00	DOLLARS	QTY (1200) BLACK FAT TRAPPER @ \$6.31 EAQTY (5,000) FAT TRAPPER BAGS @ .47 EA	9,922.00	
PO 31300036155 Total							9,922.00	
RANGE KLEEN MFG. Total							9,922.00	

Supplier Name	PO Number	PO Date	PO Qty	Avg Unit Price	UOM	Item Description	PO Amount	Department
RIVER CITY CONSTRUCTION INC	31300036089	4/3/2024				RIVER CITY CONSTRUCTION THIRD AMENDMENT TO REMOVE AND DISPOSE OF STUB POLES AND BACKFILL HOLES IN ACCORDANCE WITH AMENDMENT CONTRACT NUMBER EEG24014; ADDITIONAL FUNDING FOR FY24	150,000.00	
PO 31300036089 Total							150,000.00	
RIVER CITY CONSTRUCTION INC Total							150,000.00	

Supplier Name	PO Number	PO Date	PO Qty	Avg Unit Price	UOM	Item Description	PO Amount	Department
SAFETY PRODUCTS INC.	31300036122	4/8/2024				SAFETY PRODUCTS INC - TIM RAMSEY - QUOTE FOR SAFETY MATERIALS NEEDED FOR MONTHLY CALIBRATIONS OF GAS MONITORS TOTAL \$1,198.00 AS 04/02/2024	1,198.00	
PO 31300036122 Total							1,198.00	
SAFETY PRODUCTS INC.	31300036131	4/9/2024	4	105.00	EACH	SIGN, "RIGHT TURN LANE CLOSED AHEAD" REFLECTIVE VINYL (NO RIB)	420.00	
PO 31300036131 Total							420.00	
SAFETY PRODUCTS INC.	31300036191	4/16/2024	20	109.00	EACH	STAND, SIGN	2,180.00	
	31300036191	4/16/2024	7	105.00	EACH	SIGN, "ROAD CLOSED AHEAD", REFLECTIVE VINYL (NO RIB)	735.00	
PO 31300036191 Total							2,915.00	
SAFETY PRODUCTS INC.	31300036245	4/26/2024	4	105.00	EACH	SIGN, "CENTER LANE CLOSED AHEAD", REFLECTIVE VINYL (NO RIB)	420.00	
PO 31300036245 Total							420.00	
SAFETY PRODUCTS INC. Total							4,953.00	

Supplier Name	PO Number	PO Date	PO Qty	Avg Unit Price	UOM	Item Description	PO Amount	Department
SAPIENSIT CONSULTING GMBH	31300036215	4/18/2024				SHAREPOINT SAPIENS EVENT MGT FOR OFFICE 365 ESSENTIALS. (UP TO 25 CONTRIBUTORS) ANNUAL SUBSCRIPTION 4-12-24 TO 4-11-25. QUOTE QUO-01913-C3V3C0	4,500.00	
PO 31300036215 Total							4,500.00	
SAPIENSIT CONSULTING GMBH Total							4,500.00	

Supplier Name	PO Number	PO Date	PO Qty	Avg Unit Price	UOM	Item Description	PO Amount	Department
SEEGARS FENCE CO. INC. OF FAY.	31300036252	4/29/2024				BLANKET PURCHASE AGREEMENT TO PROCESS PAY APPLICATIONS FOR PAYMENT OF INVOICES UNDER PREVIOUSLY APPROVED BPA# 31300034190 TO PROVIDE AS-NEEDED REPAIR	3,258.00	

Purchase Order Detail Report

Supplier Name	PO Number	PO Date	PO Qty	Avg Unit Price	UOM	Item Description	PO Amount	Department
						AND REPLACEMENT SERVICES FOR FENCING		
						PO 31300036252 Total	3,258.00	
SEEGARS FENCE CO. INC. OF FAY.	31300036253	4/29/2024				BLANKET PURCHASE AGREEMENT TO PROCESS PAY APPLICATIONS FOR PAYMENT OF INVOICES UNDER PREVIOUSLY APPROVED BPA# 31300034190 TO PROVIDE AS-NEEDED REPAIR AND REPLACEMENT SERVICES FOR FENCING	1,961.00	
						PO 31300036253 Total	1,961.00	
						SEEGARS FENCE CO. INC. OF FAY. Total	5,219.00	

Supplier Name	PO Number	PO Date	PO Qty	Avg Unit Price	UOM	Item Description	PO Amount	Department
SELLERS CONCRETE FINISHING	31300036136	4/9/2024				BLANKET PURCHASE AGREEMENT TO PROCESS PAY APPLICATIONS FOR CONTRACT #WRC24017 FOR PREVIOUSLY APPROVED BPA# 31300034503 (PROVIDE ALL SUPERVISION, LABOR, MATERIALS, EQUIPMENT NECESSARY TO PERFORM CERTAIN CONCRETE WORK AT PWC FACILITIES)	1,273.29	
						PO 31300036136 Total	1,273.29	
SELLERS CONCRETE FINISHING	31300036163	4/11/2024				BLANKET PURCHASE AGREEMENT TO PROCESS PAY APPLICATIONS FOR CONTRACT #WRC24017 FOR PREVIOUSLY APPROVED BPA# 31300034503 (PROVIDE ALL SUPERVISION, LABOR, MATERIALS, EQUIPMENT NECESSARY TO PERFORM CERTAIN CONCRETE WORK AT PWC FACILITIES)	1,138.11	
						PO 31300036163 Total	1,138.11	
SELLERS CONCRETE FINISHING	31300036170	4/12/2024				BLANKET PURCHASE AGREEMENT TO PROCESS PAY APPLICATIONS FOR CONTRACT #WRC24017 FOR PREVIOUSLY APPROVED BPA# 31300034503 (PROVIDE ALL SUPERVISION, LABOR, MATERIALS, EQUIPMENT NECESSARY TO PERFORM CERTAIN CONCRETE WORK AT PWC FACILITIES)	1,362.22	
						PO 31300036170 Total	1,362.22	
SELLERS CONCRETE FINISHING	31300036171	4/12/2024				BLANKET PURCHASE AGREEMENT TO PROCESS PAY APPLICATIONS FOR CONTRACT #WRC24017 FOR PREVIOUSLY APPROVED BPA# 31300034503 (PROVIDE ALL SUPERVISION, LABOR, MATERIALS, EQUIPMENT NECESSARY TO PERFORM CERTAIN CONCRETE WORK AT PWC FACILITIES)	1,303.02	
						PO 31300036171 Total	1,303.02	
SELLERS CONCRETE FINISHING	31300036172	4/12/2024				BLANKET PURCHASE AGREEMENT TO PROCESS PAY APPLICATIONS FOR CONTRACT #WRC24017 FOR PREVIOUSLY APPROVED BPA# 31300034503 (PROVIDE ALL SUPERVISION, LABOR, MATERIALS, EQUIPMENT NECESSARY TO PERFORM CERTAIN CONCRETE WORK AT PWC FACILITIES)	1,237.22	
						PO 31300036172 Total	1,237.22	
						SELLERS CONCRETE FINISHING Total	6,313.86	

Purchase Order Detail Report

Supplier Name	PO Number	PO Date	PO Qty	Avg Unit Price	UOM	Item Description	PO Amount	Department
SENSUS USA INC.	31300036104	4/5/2024	1148	26.34	EACH	ERT, ANTENNA/PIT LID HOUSING SMARTPOINT, MODEL 520M	30,238.32	
	31300036104	4/5/2024	200	0.62	EACH	ERT, ADAPTOR, TR/PL, SMARTPOINT, MODEL 520R/520M	124.00	
	PO 31300036104 Total						30,362.32	
	SENSUS USA INC. Total						30,362.32	

Supplier Name	PO Number	PO Date	PO Qty	Avg Unit Price	UOM	Item Description	PO Amount	Department
SHERWIN WILLIAMS #2918	31300036073	4/1/2024	56	44.99	EACH	PAINT, MEDIUM GREEN, HYDRANT	2,519.44	
	PO 31300036073 Total						2,519.44	
	SHERWIN WILLIAMS #2918 Total						2,519.44	

Supplier Name	PO Number	PO Date	PO Qty	Avg Unit Price	UOM	Item Description	PO Amount	Department
SHI- GOVERNMENT SOLUTIONS	31300036145	4/10/2024				SHI - QUOTE 24657543 - (HARDWARE) NETWORK DEVICE ENCLOSURES.	15,728.00	
	PO 31300036145 Total						15,728.00	
	SHI- GOVERNMENT SOLUTIONS Total						37,414.82	
SHI- GOVERNMENT SOLUTIONS	31300036146	4/10/2024				SHI - QUOTE 24686322 - ELASTICSEARCH - ANALYTICAL SOFTWARE FOR ILM PROJECT.	21,686.82	
	PO 31300036146 Total						21,686.82	
	SHI- GOVERNMENT SOLUTIONS Total						37,414.82	

Supplier Name	PO Number	PO Date	PO Qty	Avg Unit Price	UOM	Item Description	PO Amount	Department
SLUDGE PROCESS ENHANCEMENT	31300036180	4/15/2024	4600	1.89	POUND S	POLYMER,LIQUID SPEC 9454	8,694.00	
	PO 31300036180 Total						8,694.00	
	SLUDGE PROCESS ENHANCEMENT Total						8,694.00	

Supplier Name	PO Number	PO Date	PO Qty	Avg Unit Price	UOM	Item Description	PO Amount	Department
STUART C. IRBY COMPANY	31300036116	4/8/2024	11	275.00	EACH	COVER, COMPARTMENTAL PAD, 42" X 48"	3,025.00	
	PO 31300036116 Total						3,025.00	
	STUART C. IRBY COMPANY Total						3,025.00	

Supplier Name	PO Number	PO Date	PO Qty	Avg Unit Price	UOM	Item Description	PO Amount	Department
TEC UTILITIES SUPPLY INC	31300036148	4/10/2024	18	12.95	EACH	TEE, PVC, 2" S X S X S, SCH 80	233.10	
	31300036148	4/10/2024	72	62.20	EACH	COUPLING, 8" CONCRETE TO PVC W/SHEAR RING	4,478.40	
	31300036148	4/10/2024	6	89.70	EACH	NIPPLE, BRASS, 2" X 24", NO LEAD	538.20	
	31300036148	4/10/2024	100	3.59	EACH	STRAP, STAINLESS STEEL FOR DFW RUBBER SERVICE SADDLE	359.00	
	31300036148	4/10/2024	27	9.05	EACH	CAP, SOCKET, FOR 2" PVC PIPE, SCH 80	244.35	

Purchase Order Detail Report

Supplier Name	PO Number	PO Date	PO Qty	Avg Unit Price	UOM	Item Description	PO Amount	Department
						PO 31300036148 Total	5,853.05	
TEC UTILITIES SUPPLY INC	31300036243	4/25/2024	11	8.50	EACH	COUPLING, GALV, 1/2", THREADLESS	93.50	
	31300036243	4/25/2024	45	34.75	EACH	BOTTOM SECTION, 2', F/VALVE BOX	1,563.75	
	31300036243	4/25/2024	10	59.00	EACH	BOTTOM SECTION, 3', F/VALVE BOX	590.00	
						PO 31300036243 Total	2,247.25	
						TEC UTILITIES SUPPLY INC Total	8,100.30	

Supplier Name	PO Number	PO Date	PO Qty	Avg Unit Price	UOM	Item Description	PO Amount	Department
TENCARVA MACHINERY CO.	31300036105	4/5/2024	3	241.55	EACH	VALVE, ASSEMBLY, FLAP, F/T4A3B PUMP, #46411-062, 4"	724.65	
						PO 31300036105 Total	724.65	
TENCARVA MACHINERY CO.	31300036221	4/19/2024	1	8,324.00	EACH	PUMP, SEWAGE, 4", SUPER-T, T4C60SC-B /F	8,324.00	
						PO 31300036221 Total	8,324.00	
						TENCARVA MACHINERY CO. Total	9,048.65	

Supplier Name	PO Number	PO Date	PO Qty	Avg Unit Price	UOM	Item Description	PO Amount	Department
TRC ENGINEERS, INC.	31300036109	4/5/2024				TRC ENGINEERS SERVICE AGREEMENT TO COMPLETE INSPECTIONS AND MANAGE NJUNS NOTIFICATIONS TO REMOVE STUB POLES IN ACCORDANCE WITH CONTRACT NUMBER EEG24010	125,000.00	
						PO 31300036109 Total	125,000.00	
						TRC ENGINEERS, INC. Total	125,000.00	

Supplier Name	PO Number	PO Date	PO Qty	Avg Unit Price	UOM	Item Description	PO Amount	Department
TURBINE SERVICES, LTD	31300036064	3/28/2024	4	19.00	EACH	INSULATOR, SPARK PLUG, G/T'S, 287A1699P001	76.00	
	31300036064	3/28/2024	3	175.00	EACH	SHELL, SPARK PLUG IGNITORS, G/T'S, 142B8490P001	525.00	
	31300036064	3/28/2024	3	395.00	EACH	PISTON ASSY, SPARK PLUG, 142B8494G003, G/T's	1,185.00	
	31300036064	3/28/2024	2	178.00	EACH	SPARK PLUG CORE ASSY., 298A8224P003, TO REBUILD 500-114	356.00	
	31300036064	3/28/2024	1	195.00	EACH	BORE PLUG, 302A1100P001	195.00	
	31300036064	3/28/2024	24	16.00	EACH	GASKET, SPARK PLUG, G/T'S 324A9109P107, GECF01030	384.00	
	31300036064	3/28/2024	2	1,275.00	EACH	LEAD, G/T SPARK PLUG, 17 FT., PN# 354A1513P132	2,550.00	
	31300036064	3/28/2024	2	375.00	EACH	BEARING, PN:731B0820P001	750.00	
						PO 31300036064 Total	6,021.00	
TURBINE SERVICES, LTD	31300036066	3/28/2024				(TSL) REPLENISH CONSUMABLE PARTS USED DURING GT-1 MAJOR OVERHAUL	9,175.00	
						PO 31300036066 Total	9,175.00	
TURBINE SERVICES, LTD	31300036086	4/2/2024	2	2,250.00	EACH	PINION BEARING, COUPLING END, LOAD GEAR G/T, 748C808-001, USE W/KIT 500510	4,500.00	
						PO 31300036086 Total	4,500.00	
TURBINE SERVICES, LTD	31300036189	4/16/2024	1	8,750.00	EACH	MAXITORQUE CLUTCH (G/T FUEL PUMP), 170A0227P001	8,750.00	

Purchase Order Detail Report

Supplier Name	PO Number	PO Date	PO Qty	Avg Unit Price	UOM	Item Description	PO Amount	Department
	31300036189	4/16/2024	2	1,846.00	EACH	COMPRESSOR BLEED VALVE (SEAL),G/T, PN# 1V6125X0012	3,692.00	
	31300036189	4/16/2024	1	2,250.00	EACH	PINION BEARING, OPOSITE COUPLING END, LOAD GEAR G/T, 748C809-001, USE W/KIT 500510	2,250.00	
PO 31300036189 Total							14,692.00	
TURBINE SERVICES, LTD	31300036235	4/24/2024	2	2,250.00	EACH	PINION BEARING, COUPLING END, LOAD GEAR G/T, 748C808-001, USE W/KIT 500510	4,500.00	
PO 31300036235 Total							4,500.00	
TURBINE SERVICES, LTD	31300036236	4/24/2024	5	31.00	EACH	(TSL) PURCHASE OF FIVE BOLTS, GE# N733AP44080	155.00	
PO 31300036236 Total							155.00	
TURBINE SERVICES, LTD	31300036251	4/26/2024	28	19.00	EACH	GASKET,GAS PIGTAIL,G/T 1"X300-600# 255A4880P026	532.00	
	31300036251	4/26/2024	28	9.00	EACH	GASKET ,BREACH LOAD FUEL NOZZLE 302A4594P027	252.00	
	31300036251	4/26/2024	28	16.00	EACH	GASKET,BREACH LOAD FUEL NOZZLE 324A9109P004	448.00	
PO 31300036251 Total							1,232.00	
TURBINE SERVICES, LTD Total							40,275.00	

Supplier Name	PO Number	PO Date	PO Qty	Avg Unit Price	UOM	Item Description	PO Amount	Department
ULINE	31300036205	4/17/2024				40 - 48" x 48" HEAVY DUTY NESTABLE PALLETS	5,400.00	
PO 31300036205 Total							5,400.00	
ULINE Total							5,400.00	

Supplier Name	PO Number	PO Date	PO Qty	Avg Unit Price	UOM	Item Description	PO Amount	Department
UNIVERSAL DISTRIBUTION GROUP, LLC	31300036156	4/10/2024				FOR UNIVERSAL DISTRIBUTION GROUP LLC TO REPAIR FLEET MAINTN THREE (3) LIFTS. APRIL 1, 2024 THROUGH JUNE 30, 2024.	40,000.00	
PO 31300036156 Total							40,000.00	
UNIVERSAL DISTRIBUTION GROUP, LLC Total							40,000.00	

Supplier Name	PO Number	PO Date	PO Qty	Avg Unit Price	UOM	Item Description	PO Amount	Department
US LOGOWORKS	31300036129	4/9/2024	150	1.45	DOLLARS	DOLLAR SIGN MICRO-FIBER CLEANING CLOTH - FULL COLLOR	217.50	
	31300036129	4/9/2024	150	1.25	DOLLARS	NATURAL LIP BALM	187.50	
	31300036129	4/9/2024	200	2.85	DOLLARS	POPPER BALL - BLUE	570.00	
	31300036129	4/9/2024	150	3.85	DOLLARS	DELHI JUMBO-SIZED TOTE BAGS - WHITE	577.50	
PO 31300036129 Total							1,552.50	
US LOGOWORKS Total							1,552.50	

Purchase Order Detail Report

Supplier Name	PO Number	PO Date	PO Qty	Avg Unit Price	UOM	Item Description	PO Amount	Department
UTILITY SOLUTIONS, INC	31300036137	4/9/2024	1	14,650.00	EACH	UTILITY SOLUTIONS INC.(1)GNDS-002-HUG GROUNDS-TRAINER (TM) SIMULATOR WITH HARDCASE	14,650.00	
	31300036137	4/9/2024	1	186.00	EACH	UTILITY SOLUTIONS INC.(1) GNDS-002-LEADSET	186.00	
PO 31300036137 Total							14,836.00	
UTILITY SOLUTIONS, INC Total							14,836.00	

Supplier Name	PO Number	PO Date	PO Qty	Avg Unit Price	UOM	Item Description	PO Amount	Department
VERIZON WIRELESS	31300036147	4/10/2024				VERIZON PURCHASE OF 10 IPADS. (IT - 10 IPADS 9TH GEN 256 GB)	5,099.90	
PO 31300036147 Total							5,099.90	
VERIZON WIRELESS	31300036179	4/15/2024				VERIZON PURCHASE OF 1 IPAD FOR HR (LAUREN ARMSTRONG)	1,199.99	
PO 31300036179 Total							1,199.99	
VERIZON WIRELESS Total							6,299.89	

Supplier Name	PO Number	PO Date	PO Qty	Avg Unit Price	UOM	Item Description	PO Amount	Department
VERMEER MID ATLANTIC, LLC.	31300036238	4/25/2024				ONE (1) 2024 VERMEER VACUUM EXCAVATOR ADDITION TO DEPARTMENT 0820 ON SOURCEWELL CONTRACT 110421-VRM. APRIL 1, 2024 THROUGH JUNE 30 2024.	98,612.80	
PO 31300036238 Total							98,612.80	
VERMEER MID ATLANTIC, LLC. Total							98,612.80	

Supplier Name	PO Number	PO Date	PO Qty	Avg Unit Price	UOM	Item Description	PO Amount	Department
VITALSMARTS, LLC	31300036097	4/4/2024				CRUCIAL CONVERSATIONS FOR MASTERING DIALOGUE COURSE	17,755.00	
PO 31300036097 Total							17,755.00	
VITALSMARTS, LLC Total							17,755.00	

Supplier Name	PO Number	PO Date	PO Qty	Avg Unit Price	UOM	Item Description	PO Amount	Department
WAUKESHA ELECTRIC SYSTEMS	31300036100	4/4/2024				PURCHASE OF MVN ARRESTER 152 KV MCOV Cust Part MVN192GA 152AA (QTY 9)	57,360.00	
PO 31300036100 Total							57,360.00	
WAUKESHA ELECTRIC SYSTEMS	31300036248	4/26/2024				MVN ARRESTER 152 KVN MCOV (QTY 9) Cust Part MVN192GA152AA	43,020.00	
PO 31300036248 Total							43,020.00	
WAUKESHA ELECTRIC SYSTEMS Total							100,380.00	

Supplier Name	PO Number	PO Date	PO Qty	Avg Unit Price	UOM	Item Description	PO Amount	Department
WELLCO CONTRACTORS INC	31300036110	4/5/2024				CONSTRUCTION AGREEMENT FOR BID PWC2324059 FAYETTEVILLE PWC WALKING TRAIL PHASE 1. APRIL 1, 2024 THROUGH JUNE 15, 2024	113,762.50	

Purchase Order Detail Report

Supplier Name	PO Number	PO Date	PO Qty	Avg Unit Price	UOM	Item Description	PO Amount	Department
						PO 31300036110 Total	113,762.50	
						WELLCO CONTRACTORS INC Total	113,762.50	
Supplier Name	PO Number	PO Date	PO Qty	Avg Unit Price	UOM	Item Description	PO Amount	Department
WESCO DISTRIBUTION - UTILITY	31300036055	3/27/2024	500	80.42	EACH	ELBOW, 25 KV 200 A LB, 1/0 AL	40,210.00	
						PO 31300036055 Total	40,210.00	
WESCO DISTRIBUTION - UTILITY	31300036061	3/28/2024	360	93.33	EACH	DEADEND, GUYSTRAND, AUTOMATIC, 7#6 AW	33,598.80	
	31300036061	3/28/2024	400	4.58	EACH	CONNECTOR, PRL. GRVE. COMP., 336 X 336	1,832.00	
	31300036061	3/28/2024	150	73.79	EACH	CLAMP, AL SUSP, 1.74"	11,068.50	
						PO 31300036061 Total	46,499.30	
WESCO DISTRIBUTION - UTILITY	31300036093	4/4/2024	60	17.23	EACH	JIFFY LOCK, UNIVERSAL MOUNT CLAMP, T-HANDLE SCREW	1,033.80	
						PO 31300036093 Total	1,033.80	
WESCO DISTRIBUTION - UTILITY	31300036103	4/5/2024	50	8.58	EACH	SPLICE, 600 V URD, 350 AL	429.00	
						PO 31300036103 Total	429.00	
WESCO DISTRIBUTION - UTILITY	31300036194	4/16/2024	340	9.68	EACH	LOCK, PMT XFMR, 1 PH, KEYED ALIKE	3,291.20	
	31300036194	4/16/2024	110	30.35	EACH	CONNECTOR, STEM, COMPRESSION, #1/0 SOLID AL	3,338.50	
	31300036194	4/16/2024	4000	0.38	EACH	SEAL,WATER METER LOCK, BLUE	1,520.00	
	31300036194	4/16/2024	50	1.07	EACH	LOCKNUT, 2", GALV.	53.50	
	31300036194	4/16/2024	200	0.13	EACH	NUT, SQUARE, 5/8"	26.00	
	31300036194	4/16/2024	125	19.92	EACH	CLAMP, BOLTED, FOR 1.25" BAND	2,490.00	
	31300036194	4/16/2024	100	5.18	EACH	CONN, GRD, XFMER, 8 CU SOL - 2/0 CU STR	518.00	
	31300036194	4/16/2024	600	1.04	EACH	CONNECTOR, SPLIT-BOLT, #4 CU	624.00	
	31300036194	4/16/2024	27	42.47	EACH	CONNECTOR,AL. STUD,6 X 500 MCM,W/COVER	1,146.69	
	31300036194	4/16/2024	3000	1.56	FT	CONDUCTOR, 2/0 AWG SOFT DRAWN COPPER	4,680.00	
	31300036194	4/16/2024	16	19.94	EACH	LUBRICANT, SILICONE, SEALANT	319.04	
	31300036194	4/16/2024	280	12.53	EACH	LINK, EXTENSION, 14"	3,508.40	
	31300036194	4/16/2024	40	14.78	EACH	BOLT, SHOULDER EYE, 3/4" X 14"	591.20	
	31300036194	4/16/2024	25	12.88	EACH	LUG, 2-HOLE COMP. TERMINAL, 2/0 AL	322.00	
	31300036194	4/16/2024	100	6.19	EACH	WIREHOLDER, POLYMER, REINFORCED	619.00	
	31300036194	4/16/2024	500	0.75	EACH	NUT, SPRING LOCK CHANNEL, 1/4"	375.00	
	31300036194	4/16/2024	12600	0.92	FT	CABLE, TRIPLEX, #2 AL	11,592.00	
	31300036194	4/16/2024	450	3.99	EACH	LABEL,ELECTROMARK,DEFECTIVE TRANSFORMER (25/PK)	1,795.50	
	31300036194	4/16/2024	11200	1.20	FT	CONDUIT, 2" PVC SCH 40	13,440.00	
						PO 31300036194 Total	50,250.03	
WESCO DISTRIBUTION - UTILITY	31300036241	4/25/2024	220	326.13	EACH	INSULATOR, HORIZ. LINE POST, 115/69 KV	71,748.60	
						PO 31300036241 Total	71,748.60	
WESCO DISTRIBUTION - UTILITY	31300036246	4/26/2024	156	7.34	EACH	CEMENT, PVC, PINT	1,145.04	
						PO 31300036246 Total	1,145.04	

Purchase Order Detail Report

Supplier Name	PO Number	PO Date	PO Qty	Avg Unit Price	UOM	Item Description	PO Amount	Department
WESCO DISTRIBUTION - UTILITY	31300036258	4/30/2024	36	1,144.96	EACH	ARRESTER, 60KV, STATION CLASS	41,218.56	
						PO 31300036258 Total	41,218.56	
						WESCO DISTRIBUTION - UTILITY Total	252,534.33	

Supplier Name	PO Number	PO Date	PO Qty	Avg Unit Price	UOM	Item Description	PO Amount	Department
WILLIAMS PRINTING & OFFICE	31300036074	4/1/2024	67	100.00	CS	CUP, PAPER, ECOTAINER, 12 OZ.	6,700.00	
			20	26.00	PK	PAPER,2-PART PRECOLLATED,CARBONLESS,8.5"X11"	520.00	
						PO 31300036074 Total	7,220.00	
WILLIAMS PRINTING & OFFICE	31300036158	4/11/2024	48	14.00	BX	BOX,DOCUMENT STORAGE,24L X 15W 10H	672.00	
						PO 31300036158 Total	672.00	
						WILLIAMS PRINTING & OFFICE Total	7,892.00	

Supplier Name	PO Number	PO Date	PO Qty	Avg Unit Price	UOM	Item Description	PO Amount	Department
WK DICKSON & CO., INC.	31300036123	4/8/2024				CONSTRUCTION ADMIN SERVICES NEVILLE ST DRAINAGE IMPROVEMENTS (SEWER)	10,000.00	
						CONSTRUCTION ADMIN SERVICES NEVILLE ST DRAINAGE IMPROVEMENTS (WATER)	20,651.00	
						PO 31300036123 Total	30,651.00	
						WK DICKSON & CO., INC. Total	30,651.00	

Supplier Name	PO Number	PO Date	PO Qty	Avg Unit Price	UOM	Item Description	PO Amount	Department
WPCSOCC-14739	31300036195	4/16/2024				WPCSOCC-MARTY TEW-CHECK REQUEST FOR STATE EXAM FEE (16) EMPLOYEES-TOTAL \$1,360.00 AS 04/15/2024	1,360.00	
						PO 31300036195 Total	1,360.00	
						WPCSOCC-14739 Total	1,360.00	

Supplier Name	PO Number	PO Date	PO Qty	Avg Unit Price	UOM	Item Description	PO Amount	Department
XYLEM DEWATERING SOLUTIONS, INC.	31300036127	4/9/2024				XYLEM -CHRIS RAINEY-QUOTE FOR COLONIAL COVE SEWER BYPASS DELIVERY, SETUP AND REMOVAL	20,000.00	
						PO 31300036127 Total	20,000.00	
						XYLEM DEWATERING SOLUTIONS, INC. Total	20,000.00	

Customer Utility Payments By Payment Type

Payment Type	Apr-23	May-23	Jun-23	Jul-23	Aug-23	Sep-23	Oct-23	Nov-23	Dec-23	Jan-24	Feb-24	Mar-24	Apr-24
Kiosk	861	933	969	866	889	952	898	857	757	749	740	826	739
Mail	13,105	14,376	14,537	13,841	14,606	17,496	14,219	18,326	13,218	14,648	14,263	13,935	13,225
Walk Ins	0	0	0	0	0	0	0	0	0	0	0	0	0
Drive Thru	4,126	4,478	4,576	4,265	4,538	4,415	4,489	4,473	4,089	4,306	4,487	4,122	4,457
Depository	348	334	356	380	273	337	305	342	273	320	321	270	326
Bank Draft	21,553	21,644	21,769	21,802	21,793	21,895	21,925	21,929	21,941	22,043	22,176	22,204	22,300
Bill2Pay IVR	15,239	16,325	16,611	15,668	16,451	16,843	16,726	15,747	15,770	16,102	16,685	16,514	16,707
Bill2Pay WEB	44,199	45,196	47,688	46,045	47,706	49,210	47,515	47,863	47,221	48,244	50,068	50,844	48,445
Western Union	2,930	3,035	3,137	3,011	2,886	3,155	3,048	2,885	2,635	2,538	2,636	2,645	2,821
Online Banking / EBox	7,840	9,365	9,877	8,439	9,933	9,310	9,061	9,255	8,912	8,937	9,222	8,809	9,283
Totals	110,201	115,686	119,520	114,317	119,075	123,613	118,186	121,677	114,816	117,887	120,598	120,169	118,303

PUBLIC WORKS COMMISSION
RECAP OF REVENUES AND EXPENDITURES
ELECTRIC

FOR THE PERIOD ENDING APRIL 30, 2024

UNAUDITED - SUBJECT TO CHANGE
ROUNDED TO THE NEAREST HUNDRED

Description	Budget	Current Month Actual	Prior Year	Budget Variance	Actual Difference	Budget	Year-to-Date Actual	Prior Year	Budget Variance	Actual Difference	% Change Current Year Prior Year	Annual Budget
Operating Revenues												
Sales of Electricity	16,703,400	14,211,500	13,228,400	(2,491,900)	983,100	168,118,200	163,090,900	151,776,800	(5,027,300)	11,314,100	7.45%	200,621,400
Power Supply Adjustment	915,200	881,600	-	(33,600)	881,600	8,294,000	7,815,700	-	(478,300)	7,815,700	100.00%	10,001,100
Other Sales Electricity	986,000	990,400	1,085,500	4,400	(95,100)	9,885,200	9,985,700	9,722,900	100,500	262,800	2.70%	11,862,500
Butler Warner Generation Plant Lease	372,300	354,300	378,300	(18,000)	(24,000)	11,498,500	12,259,100	12,263,600	760,600	(4,500)	-0.04%	12,733,500
Other Operating Revenues	1,306,600	1,593,500	1,102,200	286,900	491,300	13,066,300	13,722,000	12,249,300	655,700	1,472,700	12.02%	15,683,000
Other Revenues	192,500	241,900	106,300	49,400	135,600	1,925,000	2,505,400	999,400	580,400	1,506,000	150.69%	2,310,000
Operating Revenues Total	20,476,000	18,273,200	15,900,700	(2,202,800)	2,372,500	212,787,200	209,378,800	187,012,000	(3,408,400)	22,366,800	11.96%	253,211,500
Power Supply and Maintenance												
Power Supply	10,766,900	9,783,900	8,579,200	983,000	1,204,700	121,417,300	113,023,600	111,183,500	8,393,700	1,840,100	1.66%	148,486,800
Coal Ash	408,700	418,200	647,100	(9,500)	(228,900)	5,125,000	5,576,900	6,351,200	(451,900)	(774,300)	-12.19%	6,154,700
Maintenance of Generation Plant	521,500	513,600	661,800	7,900	(148,200)	5,668,400	5,213,800	7,600,800	454,600	(2,387,000)	-31.40%	6,648,300
Power Supply and Maintenance Total	11,697,100	10,715,700	9,888,100	981,400	827,600	132,210,700	123,814,300	125,135,500	8,396,400	(1,321,200)	-1.06%	161,289,800
Operating Revenues Available for Operating Expenses Total	8,778,900	7,557,500	6,012,600	(1,221,400)	1,544,900	80,576,500	85,564,500	61,876,500	4,988,000	23,688,000	38.28%	91,921,700
Trans. And Distr. Expenses	2,744,000	2,167,800	1,838,600	576,200	329,200	23,577,100	22,173,400	19,662,800	1,403,700	2,510,600	12.77%	32,684,200
G&A Expenses	2,294,800	2,082,700	1,778,100	212,100	304,600	25,030,100	19,882,600	18,597,200	5,147,500	1,285,400	6.91%	31,961,000
Debt Interest Expense	338,400	340,800	68,300	(2,400)	272,500	2,630,600	2,608,200	770,200	22,400	1,838,000	238.64%	3,308,300
Depreciation Expense	1,806,200	1,753,700	1,717,100	52,500	36,600	18,062,000	17,096,700	17,327,900	965,300	(231,200)	-1.33%	21,674,800
Operating Expenses Total	7,183,400	6,345,000	5,402,100	838,400	942,900	69,299,800	61,760,900	56,358,100	7,538,900	5,402,800	9.59%	89,628,300
Operating Result Total	1,595,500	1,212,500	610,500	(383,000)	602,000	11,276,700	23,803,600	5,518,400	12,526,900	18,285,200	331.35%	2,293,400
Aid to Construction, Grants and FIF	49,400	-	53,800	(49,400)	(53,800)	494,000	64,300	1,496,600	(429,700)	(1,432,300)	-95.70%	2,243,300
Payment in Lieu of Taxes (PILOT)	(1,020,300)	(1,020,300)	(1,033,800)	-	13,500	(10,203,200)	(10,203,100)	(10,338,100)	100	135,000	-1.31%	(12,243,800)
Intergovernmental Revenues (Expenses)	-	-	-	-	-	-	-	4,000,000	-	(4,000,000)	-100.00%	-
Change in Net Position	624,600	192,200	(369,500)	(432,400)	561,700	1,567,500	13,664,800	676,900	12,097,300	12,987,900	1918.73%	(7,707,100)
Appropriations from/(to) Other Funds	-	-	-	-	-	-	-	-	-	-	100%	-
Change in Net Position	624,600	192,200	(369,500)	(432,400)	561,700	1,567,500	13,664,800	676,900	12,097,300	12,987,900	1918.73%	(7,707,100)
Revenues and Budgetary Appr.												
Total Revenues	20,525,400	18,273,200	15,954,500	(2,252,200)	2,318,700	213,281,200	209,443,100	192,508,600	(3,838,100)	16,934,500	8.80%	255,454,800
Budgetary Appropriations	2,236,200	418,400	771,100	(1,817,800)	(352,700)	38,149,900	19,476,000	17,660,700	(18,673,900)	1,815,300	10.28%	50,068,600
Accounts Receivable - City	-	-	-	-	-	2,666,700	2,666,900	-	200	2,666,900	100.00%	2,666,700
Notes Receivable - Coal Ash Adjustment	-	-	-	-	-	-	-	-	-	-	100.00%	-
Revenues and Budgetary Appr. Total	22,761,600	18,691,600	16,725,600	(4,070,000)	1,966,000	254,097,800	231,586,000	210,169,300	(22,511,800)	18,749,800	8.92%	308,190,100
Expenditures												
Total Operating Expenses	19,900,800	18,081,000	16,324,000	1,819,800	1,757,000	211,713,700	195,778,300	191,831,700	15,935,400	3,946,600	2.06%	263,161,900
Depreciation/Amortization Adjustment	(1,789,700)	(1,732,000)	(1,702,700)	(57,700)	(29,300)	(17,908,000)	(16,929,600)	(17,184,100)	(978,400)	254,500	-1.48%	(21,487,500)
Other Deductions	-	1,004,900	152,700	(1,004,900)	852,200	-	2,448,000	4,626,200	(2,448,000)	(2,178,200)	-47.08%	-
Capital Expenditures	3,903,300	2,332,000	1,637,600	1,571,300	694,400	28,902,600	25,713,700	21,213,500	3,188,900	4,500,200	21.21%	39,865,900
Debt Related Payments	100,200	59,500	-	40,700	59,500	2,156,500	1,670,000	1,520,400	486,500	149,600	9.84%	2,357,300
Appropriations to Other Funds	1,627,300	1,729,100	941,900	(101,800)	787,200	16,027,900	17,791,100	17,505,700	(1,763,200)	285,400	1.63%	24,292,500
Expenditures Total	23,741,900	21,474,500	17,353,500	2,267,400	4,121,000	240,892,700	226,471,500	219,513,400	14,421,200	6,958,100	3.17%	308,190,100

PUBLIC WORKS COMMISSION
RECAP OF REVENUES AND EXPENDITURES
WATER/WASTEWATER
FOR THE PERIOD ENDING APRIL 30, 2024

UNAUDITED - SUBJECT TO CHANGE
ROUNDED TO THE NEAREST HUNDRED

Description	Budget	Current Month Actual	Prior Year	Budget Variance	Actual Difference	Budget	Year-to-Date Actual	Prior Year	Budget Variance	Actual Difference	% Change Current Year Prior Year	Annual Budget
Operating Revenues												
Sales of Water	4,421,400	4,563,600	4,110,600	142,200	453,000	45,600,300	45,673,200	43,193,900	72,900	2,479,300	5.74%	55,637,100
Other Sales of Water	364,000	454,000	350,700	90,000	103,300	3,760,200	3,859,600	3,483,300	99,400	376,300	10.80%	4,592,300
Sales of Wastewater	5,612,500	5,725,500	5,052,800	113,000	672,700	56,562,600	56,341,200	51,092,800	(221,400)	5,248,400	10.27%	68,234,100
Other Sales of Wastewater	48,800	94,700	92,000	45,900	2,700	493,100	915,100	572,300	422,000	342,800	59.90%	596,400
Other Operating Revenues	1,001,100	1,105,200	820,900	104,100	284,300	10,163,300	10,988,100	7,840,700	824,800	3,147,400	40.14%	12,302,300
Other Revenues	116,000	92,500	76,500	(23,500)	16,000	1,160,000	1,216,000	779,100	56,000	436,900	56.08%	1,392,000
Operating Revenues Total	11,563,800	12,035,500	10,503,500	471,700	1,532,000	117,739,500	118,993,200	106,962,100	1,253,700	12,031,100	11.25%	142,754,200
Operating Expenses												
Water Treatment Facilities	1,594,000	1,415,600	1,549,500	178,400	(133,900)	17,499,800	14,565,700	15,391,400	2,934,100	(825,700)	-5.36%	23,022,900
Water Distribution System	561,800	567,800	448,800	(6,000)	119,000	6,032,400	5,338,600	4,583,700	693,800	754,900	16.47%	7,373,400
Wastewater Collection System	887,700	997,100	927,200	(109,400)	69,900	8,402,600	9,973,700	9,020,800	(1,571,100)	952,900	10.56%	11,821,400
Water Reclamation Facilities	783,300	706,300	726,300	77,000	(20,000)	8,008,600	7,587,100	7,401,700	421,500	185,400	2.50%	9,641,800
Residuals Management	43,500	22,600	80,700	20,900	(58,100)	333,600	290,000	348,700	43,600	(58,700)	-16.83%	424,000
G&A Expenses	2,313,100	1,914,200	1,895,200	398,900	19,000	24,876,200	19,634,600	18,254,600	5,241,600	1,380,000	7.56%	32,260,500
Debt Interest Expense	1,199,000	1,214,700	839,800	(15,700)	374,900	12,256,400	12,159,900	8,940,100	96,500	3,219,800	36.02%	14,652,300
Depreciation Expense	2,680,400	2,608,700	2,594,600	71,700	14,100	26,804,000	26,188,500	25,770,300	615,500	418,200	1.62%	32,163,800
Operating Expenses Total	10,062,800	9,447,000	9,062,100	615,800	384,900	104,213,600	95,738,100	89,711,300	8,475,500	6,026,800	6.72%	131,360,100
Operating Result Total	1,501,000	2,588,500	1,441,400	1,087,500	1,147,100	13,525,900	23,255,100	17,250,800	9,729,200	6,004,300	34.81%	11,394,100
Aid to Construction, Grants and FIF	309,700	1,124,200	1,270,200	814,500	(146,000)	2,894,500	11,056,100	14,593,100	8,161,600	(3,537,000)	-24.24%	4,136,500
Payment in Lieu of Taxes (PILOT)	-	-	-	-	-	-	-	-	-	-	100.00%	-
Intergovernmental Revenues (Expenses)	16,600	41,200	48,400	24,600	(7,200)	166,000	188,800	182,800	22,800	6,000	3.28%	200,000
Change in Net Position	1,827,300	3,753,900	2,760,000	1,926,600	993,900	16,586,400	34,500,000	32,026,700	17,913,600	2,473,300	7.72%	15,730,600
Appropriations from/(to) Other Funds	-	-	-	-	-	-	-	-	-	-	100%	-
Change in Net Position	1,827,300	3,753,900	2,760,000	1,926,600	993,900	16,586,400	34,500,000	32,026,700	17,913,600	2,473,300	7.72%	15,730,600
Revenues and Budgetary Appr.												
Total Revenues	11,890,100	13,200,900	11,822,100	1,310,800	1,378,800	120,800,000	130,238,100	121,738,000	9,438,100	8,500,100	6.98%	147,090,700
Budgetary Appropriations	414,800	640,300	386,300	225,500	254,000	7,326,500	7,330,400	6,502,400	3,900	828,000	12.73%	9,656,200
Revenues and Budgetary Appr. Total	12,304,900	13,841,200	12,208,400	1,536,300	1,632,800	128,126,500	137,568,500	128,240,400	9,442,000	9,328,100	7.27%	156,746,900
Expenditures												
Total Operating Expenses	10,062,800	9,447,000	9,062,100	615,800	384,900	104,213,600	95,738,100	89,711,300	8,475,500	6,026,800	6.72%	131,360,100
Depreciation/Amortization Adjustment	(2,587,400)	(2,490,800)	(2,504,400)	(96,600)	13,600	(25,890,400)	(25,217,000)	(24,916,100)	(673,400)	(300,900)	1.21%	(31,064,600)
Other Deductions	-	(135,200)	(88,100)	135,200	(47,100)	-	161,600	138,400	(161,600)	23,200	16.76%	-
Capital Expenditures	1,708,500	1,400,100	1,100,100	308,400	300,000	18,809,500	12,677,500	12,036,300	6,132,000	641,200	5.33%	25,041,800
Debt Related Payments	2,385,000	2,341,300	2,281,800	43,700	59,500	15,184,400	14,641,700	15,786,900	542,700	(1,145,200)	-7.25%	15,390,200
Special Item	-	-	-	-	-	-	-	-	-	-	100.00%	-
Appropriations to Other Funds	1,118,400	1,096,000	839,400	22,400	256,600	11,316,800	11,471,600	8,510,700	(154,800)	2,960,900	34.79%	16,019,400
Expenditures Total	12,687,300	11,658,400	10,690,900	1,028,900	967,500	123,633,900	109,473,500	101,267,500	14,160,400	8,206,000	8.10%	156,746,900

APRIL 2024

Personnel Report

DIVISION	AUTHORIZED POSITIONS	ACTUAL EMPLOYEES	Part -time Employees	CONTRACT POSITIONS	VACANT POSITIONS	Temp Staff
MANAGEMENT						
Executive	5	4			1	
Legal Administration	1	1				
Customer Programs Admin	1	1				
Human Resources Admin	1	1				
Communications/Comm Rel	1	0			1	
Support Services Admin	1	1				
Information Tech Admin	1	1				
Financial Administration	1	1				
Water Administration	1	1				
Electric Administration	1	1				
Total	14	12	0	0	2	
LEGAL						
Legal	2	2				
Risk Management	4	4				
Property & ROW Mgmt	5	5				
Safety	4	3			1	
Total	15	14	0	0	1	
COMM/COMM REL						
Communications/Comm Relations	5	5				
Total	5	5	0	0	0	
HUMAN RESOURCES						
Human Resources	9	9				
Medical	1	1				
Total	10	10	0	0	0	
CUSTOMER PROGRAMS						
Programs Call Center	7	7			0	
Cust Accounts Call Center	42	41			*3	
Customer Service Center	10	10				
Customer Billing & Collections	10	10				1
Development & Marketing	8	7			1	
Water Meter Shop	1	1				
Electric Meter Shop	2	2				
Utility Field Services	18	18				
Meter Data Management	7	7				
Total	105	103	0	0	2	1
ADMINISTRATION						
Corporate Development	14	12			2	
Procurement	8	8				
Warehouse	13	13				
Fleet Maintenance	24	24				
Facilities Maintenance	7	6			1	
Total	66	63			3	

APRIL 2024

Page 2

DIVISION	AUTHORIZED POSITIONS	ACTUAL EMPLOYEES	Part -time Employees	CONTRACT POSITIONS	VACANT POSITIONS	Staff by Temp Agency
INFORMATION TECHNOLOGY						
IT Admin & Support	4	4				
IT Infrastructure	15	15				
Data Analytics	5	5				
IT Applications	16	14			2	
IT DevOps	2	2				
Total	42	40	0	0	2	
FINANCIAL						
						or Part-time
Accounting	14	14				
Payroll	2	1			1	
Accounts Receivable	5	5				
Internal Auditing	2	2				
Budget	2	2				
Rates & Planning	2	2				
Financial Planning Admin	5	5				
Total	32	31	0	0	1	
WATER RESOURCES						
W/R Engineering	40	38			2	
W/R Construction	106	102			4	
P.O. Hoffer Plant	11	11				
Glenville Lake Plant	8	8				
W/WW Facilities Maint.	26	24			2	
Cross Creek Plant	12	12				
Rockfish Plant	9	9				
Residuals Management	2	2				
Environmental Services	1	1				
Laboratory	6	6				
W/R Environ. Sys. Prot.	4	4				
Watersheds	3	3				
Total	228	220	0	0	8	
ELECTRIC						
Electrical Engineering	23	22			1	
Fiber	2	1			1	
Electric Construction	87	82			5	
Substation	15	13			2	
Apparatus Repair Shop	5	5				
CT Metering Crews	4	3			1	
Compliance	2	2				
Generation	28	*29			*2	
Total	166	156		0	10	
TOTAL	683	654	0	0	29	1



CAREER OPPORTUNITIES

DEPUTY CHIEF OPERATIONS OFFICER – WATER RESOURCES (10330)

Job Info

Organization

Fayetteville Public Works Commission

Job Grade

420

Locations

Fayetteville, NC, United States

Work Locations

PWC OPERATIONS COMPLEX

Posting Date

5/17/24

Apply Before

6/3/24 5:00 PM

Posting Visibility

Internal and External

Full or Part Time

Full time

Workplace

On-site

Schedule

Monday through Friday 8am to 5pm

Salary Range

420 - \$166,767.48 to \$219,716.15



CAREER OPPORTUNITIES

ELECTRIC SUBSTATION TECH (10329)

Job Info

Organization

Fayetteville Public Works Commission

Job Grade

408

Locations

Fayetteville, NC, United States

Work Locations

PWC OPERATIONS COMPLEX

Posting Date

5/16/24

Apply Before

5/30/24 3:10 PM

Posting Visibility

Internal and External

Full or Part Time

Full time

Schedule

Monday-Friday 7:00am-3:30pm overtime and on-call required

Salary Range

\$28.50-\$37.56/hour



CAREER OPPORTUNITIES

W/R SR. UTILITY WORKER (Heavy Construction) (10328)

Job Info

Organization

Fayetteville Public Works Commission

Job Grade

405

Locations

Fayetteville, NC, United States

Work Locations

PWC OPERATIONS COMPLEX

Posting Date

5/15/24

Apply Before

5/29/24 2:55 PM

Posting Visibility

Internal

Full or Part Time

Full time

Schedule

Monday-Friday 7:00AM-3:30PM

Salary Range

405; \$20.18- \$26.58



CAREER OPPORTUNITIES

W/R FAC MECH TECH (10322)

Job Info

Organization

Fayetteville Public Works Commission

Job Grade

406

Locations

Fayetteville, NC, United States

Work Locations

PWC OPERATIONS COMPLEX

Posting Date

5/15/24

Apply Before

5/27/24 11:16 AM

Posting Visibility

Internal and External

Full or Part Time

Full time

Schedule

7AM-5:30PM (Rotating Shift)

Salary Range

406; \$22.44- \$29.56



CAREER OPPORTUNITIES

P/P OPERATIONS MANAGER

Job Info

Organization

Fayetteville Public Works Commission

Job Grade

416X

Locations

Fayetteville, NC, United States

Work Locations

PWC OPERATIONS COMPLEX

Posting Date

5/10/24

Apply Before

5/27/24 12:34 PM

Posting Visibility

Internal and External

Full or Part Time

Full time

Schedule

Monday-Friday 8:00am-5:00pm Extended hours as required

Salary Range

\$107,619-\$141,792/Exempt



CAREER OPPORTUNITIES

PROCUREMENT ADVISOR (10326)

Job Info

Organization

Fayetteville Public Works Commission

Job Grade

407

Locations

Fayetteville, NC, United States

Work Locations

PWC OPERATIONS COMPLEX

Posting Date

5/6/24

Apply Before

5/20/24 5:00 PM

Posting Visibility

Internal and External

Full or Part Time

Full time

Workplace

On-site

Schedule

Monday through Friday 8am to 5pm

Salary Range

406 - \$22.44 to \$29.56